

Browser based Interface for enrolling clients. Provides automated API based data verification. It improves the overall organization level KYC Compliance mitigation as per latest regulations.

- API based data verification
- Reduces manual intervention
- Easy document verification

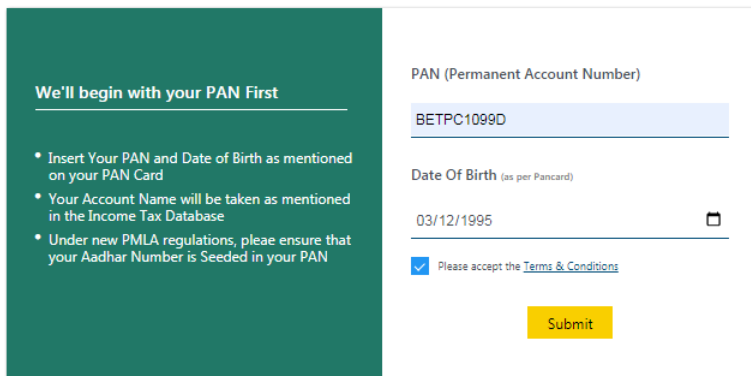
Prerequisites:

- Original Photos of PAN, Signed cancel Cheque with Name printed on it.
- Current address should be updated in Aadhaar (Aadhaar will be the address proof).
- Aadhaar no.
- Mobile number should be updated with Aadhaar.
- Income proof (Mandatory if derivative segments required)

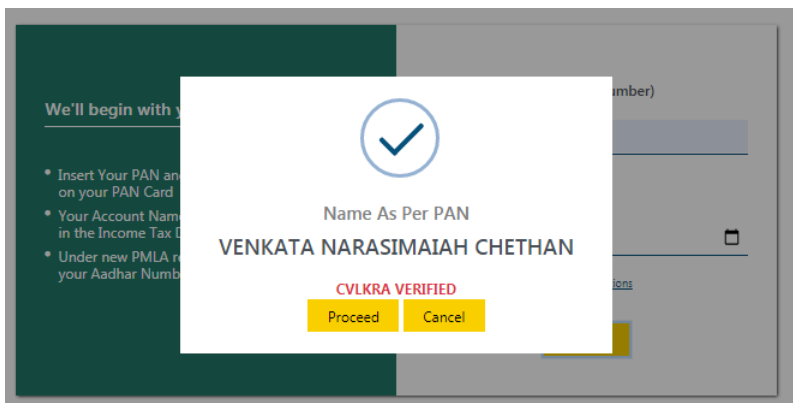
Work Flow:

Login URL: <https://ekyc.way2wealth.com/rmlogin>

- RM will enter all client related data in KYC portal.



The screenshot shows a registration form with a green sidebar on the left and a white main area on the right. The sidebar contains the heading "We'll begin with your PAN First" and three bullet points: "Insert Your PAN and Date of Birth as mentioned on your PAN Card", "Your Account Name will be taken as mentioned in the Income Tax Database", and "Under new PMLA regulations, please ensure that your Aadhar Number is Seeded in your PAN". The main area contains the following fields: "PAN (Permanent Account Number)" with the value "BETPC1099D", "Date Of Birth (as per Pancard)" with the value "03/12/1995", and a checkbox labeled "Please accept the Terms & Conditions" which is checked. A yellow "Submit" button is located at the bottom right of the form.



Client should share OTP received in mobile with RM to verify mobile no.

Open your Trading and Demat Account

How to open an account with us:

- Instant and 100% paperless.
- All your details are verified.
- E-Sign, and you are all set to trade.

Enter Client Number

CHETHAN V

7019860826

Select Dependency

Self ▼

[Continue](#)

Open your Trading and Demat Account

How to open an account with us:

- Instant and 100% paperless.
- All your details are verified.
- E-Sign, and you are all set to trade.

Enter Client Number

Enter OTP

9477

108s Waiting for OTP...

[Verify OTP](#)
Resend

TARIFF SHEET FOR TRADING ACCOUNT

Segment	Standard Rate		Special Rates		Flat per Order
	Minimum Paisa	In %	Minimum Paisa	In %	
Cash & Future / Commodity Delivery	5 Paisa	0.50%	5	0.50	Turnover Wise
Cash Jobbing	5 Paisa	0.05%	5	0.05	
Futures	5 Paisa	0.05%	5	0.05	Futures Carry Forward
Options	Rs.100/-		100		
Currency Futures	5 Paisa	0.10%	5	0.10	EQ %
Currency Options	Rs.20/-		20		CDS %
Commodity Futures	5 Paisa	0.03%	5	0.50	
Commodity Options	Rs.100/-		100		
SLB	Rs.20/-		20		

[Continue](#)

Client should share OTP received in email with RM to verify email address.

Your contact details please!

- Share your email id
- We will verify it through OTP
- Share your reference/RM code

Email ID *

chethanv27@gmail.com

Select Dependency

Self ▼

Please accept the [Terms & Conditions](#)

[Register](#)

Your contact details please!

- Share your email id
- We will verify it through OTP
- Share your reference/RM code

Enter OTP

9356

64s Waiting for OTP...

You will receive an OTP on your Email ID

[Verify OTP](#)
Resend

Choose Your Segments

- Select your trading preferences.
- Select brokerage plan as per your requirements.
- Make payment from your preferred mode.

Equity
 F&O
 Currency
 Commodity

Mutual Fund
 SLB

Buy and sell shares, mutual funds, and derivatives on NSE and BSE

Commodity
 Buy and sell commodities on MCX

DP Plan: Yearly

Depository Selection: CDSL

Types of Application: Trading & DP

Proceed

My sole country of tax residency India

I have understood the information requirements of this Form (read along with FATCA & CRS Instructions) and hereby confirm that the information provided by me/us on the form is true, correct and complete. I also confirm that I have read and understood the FATCA & terms and conditions below and hereby accept the same. Name for your account will be updates as per the Income Tax database due to Exchange regulations.

I agree to open a trading and demat account.

I confirm to have and understood the contents of [Equity Annexure](#) and [Commodity Annexure Documents](#).

Father's / Spouse Name: VENKATANARASIMAIAH

 Mother's Name: MANJAMMA N S

Education: Graduation

 Marital Status: --Select--

Annual Income: 1-5 Lac

 Annual Income Date: 31-03-2021

Networth: Rs or Rs in Lacs or Cr

 Networth Date: dd-mm-yyyy

Politically Exposed: No

 Trading Experience: NIL

Occupation: Private Sector

Submit

Bank account verification will be done through Penny drop.

Bank Account Details

- Provide Bank account details wherein you are sole/primary holder
- We'll verify your bank account by transferring one rupee into it

Bank Account Number: *****

Confirm Account Number: 74510100009819

IFSC Code: BARB0VJSUKK

Account Type: Saving Account

Submit

RM will upload all the documents

Upload Your Document

PAN Copy (only png, jpg)

Browse... Chethan_PAN.JPG

Your current signature (only png, jpg)

Change... Chethanv_Sign.jpg

Income proof (only pdf)

Only required if you want F&O and MCX trading. Not required if you just want to buy and sell equity stocks.

Latest 6 months Bank Statement

Change... Chethan_BankStmt.pdf

Please provide password if you are uploading a password protected file

Bank proof (only png, jpg, pdf)

Personalized Cheque

Change... ChethanV_Bank.jpeg

Please provide password if you are uploading a password protected file

Submit For Verification

Address verification will be done through Digilocker.

RM can complete this by collecting OTP from client or client can do this by him/herself (RM will send link to client to complete Digilocker verification).

Digilocker process:

Share Aadhar details from Digilocker

Do not worry if you have never registered with Digilocker. Click on the button "Connect To Digilocker". Digilocker will open as a pop-up on your screen where provide your Aadhaar number and authenticate with OTP. You will then be required to set your PIN and give your consent to provide your Aadhaar document to us for KYC. Your 12 digit Aadhar number is never fetched, stored, revealed or collected. The Aadhaar and the PAN BETPC1099D should belong to you.

By clicking the below button, I agree that have read the Aadhaar user consent [document](#) and voluntarily consent to share my Aadhaar information with way2wealth for conducting KYC for opening a trading and Demat account adhering to KRA regulations (2011) and PMLA guidelines (2002).


Connect to Digilocker

Copy Link

<https://ekyc.way2wealth.com/rmlogin/use>

Copy Link

Send it to your Client





Sign in to your account

Mobile / Aadhaar / Username

Sign in with OTP



Sign in to your account

Mobile / Aadhaar / Username

564208541700

Enter OTP

.....|

UIDAI has sent a temporary OTP to your mobile ending in *****5157 (valid for 10 mins).

17 Waiting for OTP...

Continue



Set security PIN

PIN will work as the password of your DigiLocker account and will be required for every login.

6 digit PIN

.....

Confirm PIN

.....|

Submit

Way2Wealth Ekyc

Way2Wealth Ekyc would like to access your DigiLocker to:

- Get the list of issued documents.
- Download the issued documents.
- Get the list of uploaded documents and folders.
- Download the uploaded documents.
- Upload documents to your DigiLocker.
- Pull documents into your DigiLocker from issuers.
- Get your profile information (Name, Date of Birth, Gender).
- Get your e-Aadhaar data.

By clicking Allow, you provide your consent to allow this application to access your DigiLocker.

Allow

Deny

Please Verify Your Details



Chethan V

Father's Name :
D.O.B : 03-12-1995
Gender : Male
Address : #85/1 K.S.R.T.C LAYOUT NEAR GANAPATHI
TEMPLE 8TH CROSS
MAHADESHWARNAGAR, HEROHALLI
Bangalore North, Bengaluru, Karnataka,
India, 560091





Continue

Live Photo capture:

If client does Digilocker verification by himself then he will be directed to live photo-capture page automatically.

Otherwise RM will send photo capture link to client

<https://ekyc.way2wealth.com/rmlogin> Copy Link


Send it to your Client    

Webcam Client Image - Final Step

Important Image instructions

- > Do not wear goggles, cap or anything covering the face
- > Capture clear image with a sufficient light
- > Not other person should appear in the image
- > Distance between the camera should not be more than 0.5 meter
- > Background of the image should be plain, preferably white
- > Do not use the rotated image. Capture only an up-right image.

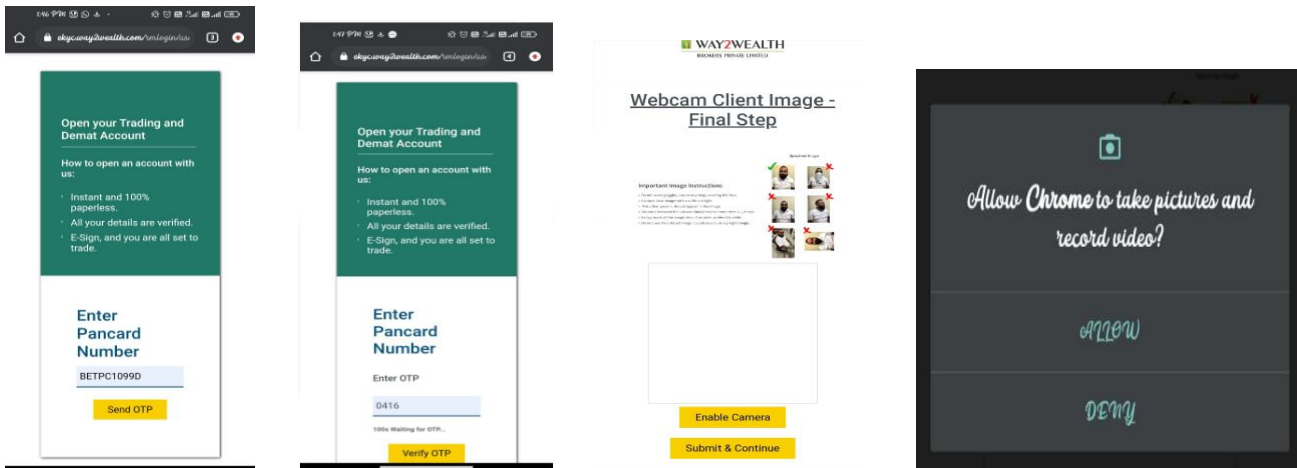
Specimen Image



Enable Camera

Submit & Continue

Client need to enter PAN number to proceed. He needs allow location access and camera whenever prompted.



Open your Trading and Demat Account

How to open an account with us:

- Instant and 100% paperless.
- All your details are verified.
- E-Sign, and you are all set to trade.

Enter Pancard Number

BETPC1099D

Send OTP

Open your Trading and Demat Account

How to open an account with us:

- Instant and 100% paperless.
- All your details are verified.
- E-Sign, and you are all set to trade.

Enter Pancard Number

Enter OTP

0416

100% Waiting for OTP...

Verify OTP

Webcam Client Image - Final Step

Important Image instructions

- > Do not wear goggles, cap or anything covering the face
- > Capture clear image with a sufficient light
- > Not other person should appear in the image
- > Distance between the camera should not be more than 0.5 meter
- > Background of the image should be plain, preferably white
- > Do not use the rotated image. Capture only an up-right image.

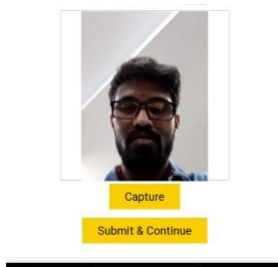
Enable Camera

Submit & Continue

Allow Chrome to take pictures and record video?

ALLOW

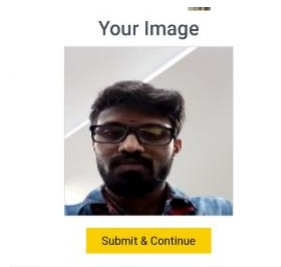
DENY



Your Image


Capture

Submit & Continue



Your Image

Submit & Continue



Thank You for Choosing way2wealth. We shall update you shortly.

Check your Email / SMS for E-sign and Further Process Scan QR for Support.

Click on Capture.

Click on Submit

Admin will review the data captured. Once verified by admin client will get esign link with copy of KYC document in his mail box.

Client needs to esign using the link provided in email. This can be performed by RM also by taking OTP from client.

This will complete KYC process. Application will directly push data to CDSL to open demat account.