

### Market Round Up

On Wednesday, Nifty August future ended with a gain of 0.71% whereas Nifty Bank August future ended with a gain of 2.26%.

- Nifty August future ended at a premium of 2 points compared to its previous day's premium of 15.75 points. Nifty Bank August future ended at a premium of 66.30 points compared to its previous day's premium of 115.85 points. Nifty PCR-OI fell to 1.53 from 1.65.
- Nifty-OI increased by 1.80% and currently stands at 12.99 million shares whereas Bank Nifty OI increased by 0.42%.
- India VIX corrected by 3.93% and closed at 13.21 compared to its previous day's close of 13.75.
- During the day build up of fresh long seen in BOSCHLTD, LICHSGFIN and SBIN whereas short covering was seen in KOTAKBANK, HDFCBANK and HAVELLS.
- During the day build up of fresh short seen in COFORGE, RBLBANK, INDUSTOWER, RAMCOCEM, BEL and IBULHSGFIN whereas unwinding of existing long seen in BRITANNIA and TCS.

### FII Action (In Crores)

	Buy	Sell	Net (cr)	OI (crore)
Index Futures	4509.84	4296.86	212.98	14153.11
Index Options	629319.66	633669.42	-4349.76	141627.50
Stock Futures	15491.98	15211.22	280.76	109017.84
Stock Options	18080.10	18254.61	-174.51	15103.07
<b>Total</b>	<b>667402</b>	<b>671432</b>	<b>-4031</b>	<b>279902</b>

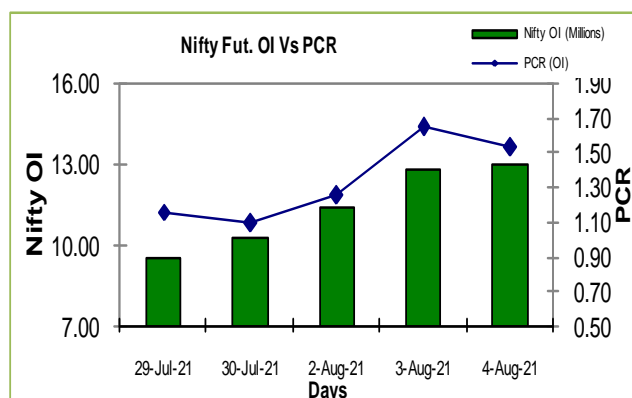
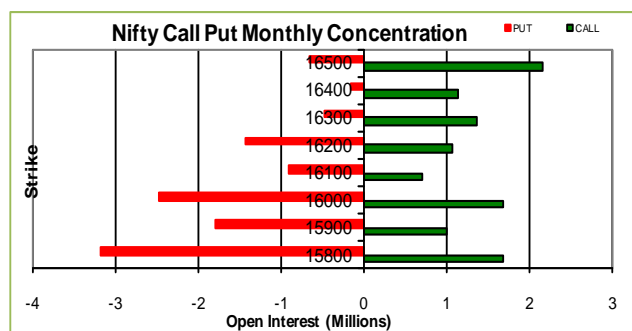
### Most Active Monthly Nifty Options

Scrip	Strike Price	Option Type	Contract Traded	Open Interest
NIFTY	16200	PE	104232	1430400
NIFTY	16000	PE	103178	2488300
NIFTY	16500	CE	85091	2160800
NIFTY	16300	CE	83894	1361100
NIFTY	16200	CE	77311	1075900

### Most Active Stock Options

Scrip	Strike Price	Option Type	Contract Traded	Open Interest
SBIN	450	CE	69645	6466500
SBIN	460	CE	66067	7884000
SBIN	470	CE	47825	7303500
SBIN	500	CE	40935	9856500
SBIN	480	CE	39723	7098000

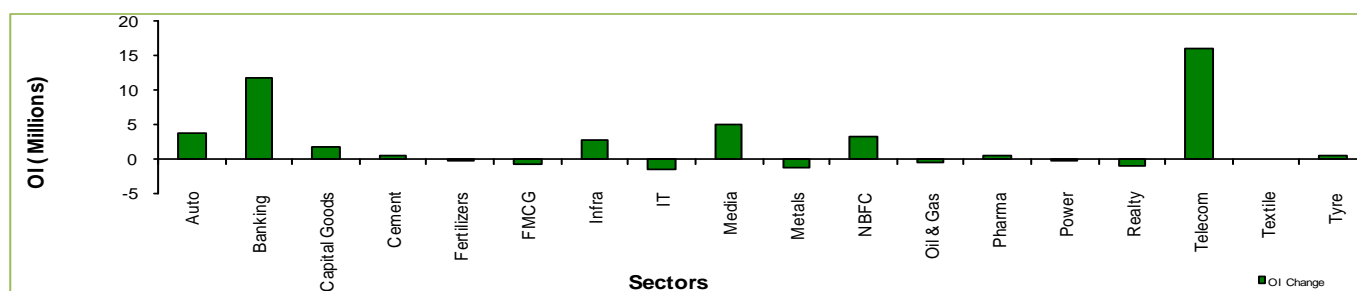
### F&O Statistics



### OI Gainers / Losers

Scrip	Cmp	Change In OI	Price change	OI% Change
COFORGE	4729.2	919400	-234.95	176.2
BOSCHLTD	15465.7	32750	157.40	23.2
RBLBANK	181.1	4805300	-6.60	14.3
INDUSTOWER	207.4	1996400	-15.55	13.3
RAMCOCEM	1078.3	166600	-32.75	12.2
TCS	3276.0	-587700	-13.20	-5.9
BRITANNIA	3579.3	-112600	-10.20	-6.3
HAVELLS	1235.0	-267500	2.20	-7.0
HDFCBANK	1467.7	-2343000	26.80	-8.2
KOTAKBANK	1749.9	-2120000	62.55	-12.6

### Sector OI Change



### TEAM

ANALYST	DESIGNATION	EMAIL	TELEPHONE
Monil Shah, CMT	AVP – Technical Analyst – Equity & Forex	<a href="mailto:monilshah@way2wealth.com">monilshah@way2wealth.com</a>	+9122-61462980
Harish Jujarey	Sr. Technical Analyst – Equity, Forex & Commodity	<a href="mailto:harishjujarey@way2wealth.com">harishjujarey@way2wealth.com</a>	+9122-61462981
Rakesh Gandhi	Technical Analyst – Forex & Commodity	<a href="mailto:rakeshgandhi@way2wealth.com">rakeshgandhi@way2wealth.com</a>	+9122-61462982

#### Disclaimer

**Analyst Certification:** I, Monil Shah, the research analyst and author of this report, hereby certify that the views expressed in this research report accurately reflect our personal views about the subject securities, issuers, products, sectors or industries. It is also certified that no part of the compensation of the analyst(s) was, is, or will be directly or indirectly related to the inclusion of specific recommendations or views in this research. The analyst(s), principally responsible for the preparation of this research report, receives compensation based on overall revenues of the company (Way2Wealth Brokers Private Limited, hereinafter referred to as Way2Wealth) and has taken reasonable care to achieve and maintain independence and objectivity in making any recommendations.

It is confirmed that Monil Shah, the author of this report has not received any compensation from the companies mentioned in the report in the preceding 12 months. Our research professionals are paid in part based on the profitability of Way2Wealth, which include earnings from other business. Neither Way2Wealth nor its directors, employees, agents or representatives shall be liable for any damages whether direct or indirect, incidental, special or consequential including lost revenue or lost profits that may arise from or in connection with the use of the information contained in this report.

This report is for the personal information of the authorized recipient and does not construe to be any investment, legal or taxation advice to you. Way2Wealth is not soliciting any action based upon it. Nothing in this research shall be construed as a solicitation to buy or sell any security or product, or to engage in or refrain from engaging in any such transaction. The contents of this material are general and are neither comprehensive nor appropriate for every individual and are solely for the informational purposes of the readers. This material does not take into account the specific objectives, financial situation or needs of an individual/s or a Corporate/s or any entity/s.

This research has been prepared for the general use of the clients of the Way2Wealth and must not be copied, either in whole or in part, or distributed or redistributed to any other person in any form. If you are not the intended recipient you must not use or disclose the information in this research in any way. Though disseminated to all the customers simultaneously, not all customers may receive this report at the same time. Way2Wealth will not treat recipients as customers by virtue of their receiving this report. The distribution of this document in other jurisdictions may be restricted by the law applicable in the relevant jurisdictions and persons into whose possession this document comes should inform themselves about, and observe any such restrictions.

The report is based upon information obtained from sources believed to be reliable, but we do not make any representation or warranty that it is accurate, complete or up to date and it should not be relied upon as such. Way2Wealth or any of its affiliates or employees makes no warranties, either express or implied of any kind regarding any matter pertaining to this report, including, but not limited to warranties of suitability, fitness for a particular purpose, accuracy, timeliness, completeness or non-infringement. We accept no obligation to correct or update the information or opinions in it. Way2Wealth or any of its affiliates or employees shall not be in any way responsible for any loss or damage that may arise to any person from any inadvertent error in the information contained in this report. The recipients of this report should rely on their own investigations. In no event shall Way2Wealth be liable for any damages of any kind, including, but not limited to, indirect, special, incidental, consequential, punitive, lost profits, or lost opportunity, whether or not Way2Wealth has advised of the possibility of such damages.

This material contains statements that are forward-looking; such statements are based upon the current beliefs and expectations and are subject to significant risks and uncertainties. Actual results may differ from those set forth in the forward-looking statements. These uncertainties include but are not limited to: the risk of adverse movements or volatility in the securities markets or in interest or foreign exchange rates or indices; adverse impact from an economic slowdown; downturn in domestic or foreign securities and trading conditions or markets; increased competition; unfavourable political and diplomatic developments; change in the governmental or regulatory policies; failure of a corporate event and such others. This is not an offer to buy or sell or a solicitation of an offer to buy or sell any security or instrument or to participate in any particular trading strategy. No part of this material may be copied or duplicated in any form by any means or redistributed without the written consent of Way2Wealth. In no event shall any reader publish, retransmit, redistribute or otherwise reproduce any information provided by Way2Wealth in any format to anyone. Way2Wealth and its affiliates, officers, directors and employees including persons involved in the preparation or issuance of this report may from time to time have interest in securities / positions, financial or otherwise in the securities related to the information contained in this report.