

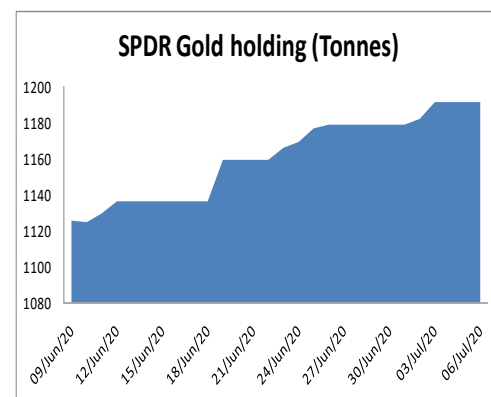
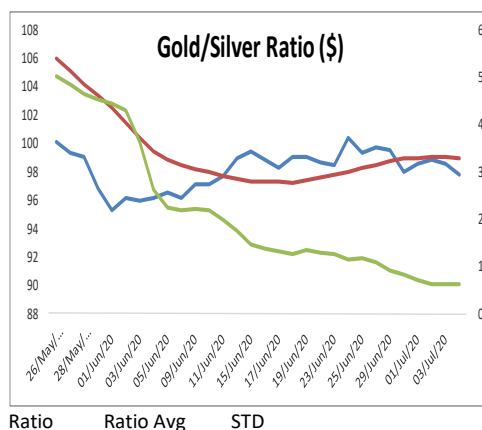
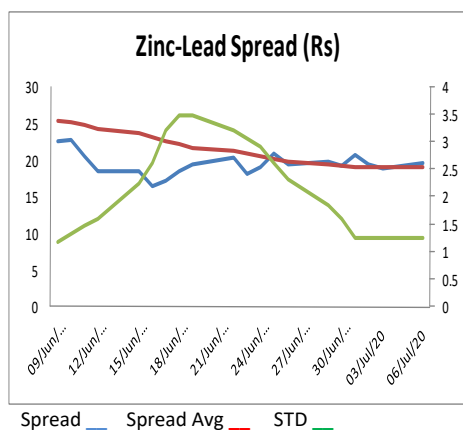
MCX SILVER SEP



- Silver prices opened slightly lower with gap in the last session and prices rose strongly for most of the session till high of 50490.
- Prices have taken strong support at its short term rising trend line currently placed near 48600 level.
- MACD (12,26,9) has also given a positive crossover on the daily chart.
- Prices are expected to rise further from these levels towards immediate resistance placed around its recent top of 51235.
- On the lower side, immediate supports are placed around 49400 and 48400 levels.
- Buying around immediate support level is recommended in Silver for the day.

Today's Actionable

Commodity	Expiry	Action	Entry	Target	Stop loss
Silver	Sep	Buy	Around 49400	51200	48400
Lead	July	Buy	Around 144	146.40	142.40
RM seed	Aug	Buy	Around 4750	4855	4680



MCX

Commodity	Expiry	Close (Rs)	Change	% Change
GOLD	05 AUG 2020	48225	179	0.37
SILVER	04 SEP 2020	49790	613	1.25
CRUDEOIL	20 JUL 2020	3043	9	0.3
NATURALGAS	28 JUL 2020	133.9	1.8	1.36
COPPER	31 JUL 2020	469.75	10.65	2.32
NICKEL	31 JUL 2020	1002.5	25.8	2.64
ALUMINIUM	31 JUL 2020	137.9	1.3	0.95
LEAD	31 JUL 2020	144.45	1.3	0.91
ZINC	31 JUL 2020	164.1	2.05	1.27
COTTON	31 JUL 2020	16130	160	1

NCDEX

Commodity	Expiry	Close (Rs)	Change	% Change
GUARGUM5	20 JUL 2020	5379	27	0.5
GUARSEED10	20 JUL 2020	3670	30	0.82
CHANA	20 JUL 2020	4124	-5	-0.12
CASTOR	17 JUL 2020	3984	24	0.61
RMSEED	20 JUL 2020	4820	46	0.96
SYBEANIDR	20 JUL 2020	3742	-4	-0.11
SYOREF	20 JUL 2020	816	7.7	0.95
COCUDAKL	17 JUL 2020	1897	-62	-3.16
JEERAUNJHA	20 JUL 2020	13710	-10	-0.07
TMCFCGRNZM	17 JUL 2020	5580	2	0.04

GLOBAL

Exchange	Commodity	Close (\$)	Change	% Change
Comex	Gold	1,792.75	2.75	0.15%
Comex	Silver	18.57	0.25	1.34%
Nymex	Crude Oil WTI	40.69	0.04	0.10%
ICE	Brent Oil	43.26	0.46	1.07%
Nymex	Natural Gas	1.79	0.05	3.11%
LME	Copper	6,139.00	122.50	2.04%
LME	Nickel	13,395.00	425.00	3.28%
LME	Aluminium	1,634.50	21.00	1.30%
LME	Lead	1,796.25	10.25	0.57%
LME	Zinc	2,051.50	17.75	0.87%

ECONOMIC DATA & EVENTS

TIME(IST)	COUNTRY	DATA & EVENTS	ACTUAL	FORECAST	PREVIOUS
7:30 PM	US	JOLTs Job Openings (May)	-	4.850M	5.046M
-	-	-	-	-	-
-	-	-	-	-	-
-	-	-	-	-	-
-	-	-	-	-	-
-	-	-	-	-	-
-	-	-	-	-	-
-	-	-	-	-	-
-	-	-	-	-	-

DAILY PIVOT LEVELS

Symbol	Expiry	LTP	S2	S1	Pivot	R1	R2
GOLD	INTL. SPOT (\$)	1784	1744	1764	1776	1796	1807
GOLD	05 AUG 2020	48225	47585	47905	48095	48415	48605
SILVER	INTL. SPOT (\$)	18.24	17.71	17.97	18.19	18.45	18.66
SILVER	04 SEP 2020	49790	48090	48940	49715	50565	51340
CRUDEOIL	20 JUL 2020	3043	2966	3005	3039	3078	3112
NATURALGAS	28 JUL 2020	133.9	127.6	130.7	135.2	138.3	142.8
COPPER	31 JUL 2020	469.8	456.3	463.0	466.8	473.5	477.2
NICKEL	31 JUL 2020	1002.5	971.4	986.9	995.6	1011.1	1019.8
ALUMINIUM	31 JUL 2020	137.9	136.2	137.0	137.6	138.4	139.0
LEAD	31 JUL 2020	144.5	142.9	143.7	144.2	145.0	145.6
ZINC	31 JUL 2020	164.1	161.7	162.9	163.7	164.9	165.6
COTTON	31 JUL 2020	16130	15770	15950	16050	16230	16330
MENTHAOIL	31 JUL 2020	978.4	969.1	973.8	977.6	982.3	986.1
CPO	31 JUL 2020	673.4	663.1	668.3	671.1	676.3	679.1
CPO	31 AUG 2020	667.3	658.6	662.9	665.5	669.8	672.4
GUARGUM5	20 JUL 2020	5379	5328	5353	5376	5401	5424
GUARGUM5	20 AUG 2020	5432	5369	5401	5425	5457	5481
GUARSEED10	20 JUL 2020	3670	3634	3652	3667	3685	3700
GUARSEED10	20 AUG 2020	3633	3594	3613	3631	3650	3668
CHANA	20 JUL 2020	4124	4074	4099	4130	4155	4186
CHANA	20 AUG 2020	4157	4128	4143	4165	4180	4202
CASTOR	17 JUL 2020	3984	3929	3957	3977	4005	4025
CASTOR	20 AUG 2020	4004	3959	3981	4003	4025	4047
RMSEED	20 JUL 2020	4820	4763	4792	4818	4847	4873
RMSEED	20 AUG 2020	4779	4708	4744	4774	4810	4840
SYBEANIDR	20 JUL 2020	3742	3722	3732	3748	3758	3774
SYBEANIDR	20 AUG 2020	3722	3698	3710	3728	3740	3758
SYOREF	20 JUL 2020	816.0	809.7	812.9	814.7	817.9	819.7
SYOREF	20 AUG 2020	812.6	803.3	807.9	810.9	815.5	818.5
COCUDAKL	17 JUL 2020	1897	1825	1861	1923	1959	2021
COCUDAKL	20 AUG 2020	1982	1913	1948	2006	2041	2099
JEERAUNJHA	20 JUL 2020	13710	13597	13653	13717	13773	13837
JEERAUNJHA	20 AUG 2020	13740	13633	13687	13743	13797	13853
TMCFRNZM	17 JUL 2020	5580	5468	5524	5568	5624	5668
TMCFRNZM	20 AUG 2020	5618	5509	5563	5611	5665	5713

Way2Wealth Brokers Pvt. Ltd. (CIN U67120KA2000PTC027628) SEBI Rgn. No. : INH200002739.

No. 14, Frontline Granduer, Walton Road, Bangalore-560001; Website: www.way2wealth.com Email: research@way2wealth.com

TEAM

ANALYST	DESIGNATION	EMAIL	TELEPHONE
Monil Shah, CMT	Sr. Technical Analyst – Equity & Forex	monilshah@way2wealth.com	+9122-61462980
Harish Jujarey	Sr. Technical Analyst – Equity, Forex & Commodity	harishjujarey@way2wealth.com	+9122-61462981
Mohit Agarwal	Technical Analyst – Forex & Commodity	mohitk@way2wealth.com	+9122-61462982

Disclaimer

Analyst Certification: I, Mohit Agarwal, the research analyst and author of this report, hereby certify that the views expressed in this research report accurately reflect our personal views about the subject securities, issuers, products, sectors or industries. It is also certified that no part of the compensation of the analyst(s) was, is, or will be directly or indirectly related to the inclusion of specific recommendations or views in this research. The analyst(s), principally responsible for the preparation of this research report, receives compensation based on overall revenues of the company (Way2Wealth Brokers Private Limited, hereinafter referred to as Way2Wealth) and has taken reasonable care to achieve and maintain independence and objectivity in making any recommendations.

It is confirmed that Mohit Agarwal, the author of this report has not received any compensation from the companies mentioned in the report in the preceding 12 months. Our research professionals are paid in part based on the profitability of Way2Wealth, which include earnings from other business. Neither Way2Wealth nor its directors, employees, agents or representatives shall be liable for any damages whether direct or indirect, incidental, special or consequential including lost revenue or lost profits that may arise from or in connection with the use of the information contained in this report.

This report is for the personal information of the authorized recipient and does not construe to be any investment, legal or taxation advice to you. Way2Wealth is not soliciting any action based upon it. Nothing in this research shall be construed as a solicitation to buy or sell any security or product, or to engage in or refrain from engaging in any such transaction. The contents of this material are general and are neither comprehensive nor appropriate for every individual and are solely for the informational purposes of the readers. This material does not take into account the specific objectives, financial situation or needs of an individual/s or a Corporate/s or any entity/s.

This research has been prepared for the general use of the clients of the Way2Wealth and must not be copied, either in whole or in part, or distributed or redistributed to any other person in any form. If you are not the intended recipient you must not use or disclose the information in this research in any way. Though disseminated to all the customers simultaneously, not all customers may receive this report at the same time. Way2Wealth will not treat recipients as customers by virtue of their receiving this report. The distribution of this document in other jurisdictions may be restricted by the law applicable in the relevant jurisdictions and persons into whose possession this document comes should inform themselves about, and observe any such restrictions.

The report is based upon information obtained from sources believed to be reliable, but we do not make any representation or warranty that it is accurate, complete or up to date and it should not be relied upon as such. Way2Wealth or any of its affiliates or employees makes no warranties, either express or implied of any kind regarding any matter pertaining to this report, including, but not limited to warranties of suitability, fitness for a particular purpose, accuracy, timeliness, completeness or non-infringement. We accept no obligation to correct or update the information or opinions in it. Way2Wealth or any of its affiliates or employees shall not be in any way responsible for any loss or damage that may arise to any person from any inadvertent error in the information contained in this report. The recipients of this report should rely on their own investigations. In no event shall Way2Wealth be liable for any damages of any kind, including, but not limited to, indirect, special, incidental, consequential, punitive, lost profits, or lost opportunity, whether or not Way2Wealth has advised of the possibility of such damages.

This material contains statements that are forward-looking; such statements are based upon the current beliefs and expectations and are subject to significant risks and uncertainties. Actual results may differ from those set forth in the forward-looking statements. These uncertainties include but are not limited to: the risk of adverse movements or volatility in the securities markets or in interest or foreign exchange rates or indices; adverse impact from an economic slowdown; downturn in domestic or foreign securities and trading conditions or markets; increased competition; unfavourable political and diplomatic developments; change in the governmental or regulatory policies; failure of a corporate event and such others. This is not an offer to buy or sell or a solicitation of an offer to buy or sell any security or instrument or to participate in any particular trading strategy. No part of this material may be copied or duplicated in any form by any means or redistributed without the written consent of Way2Wealth. In no event shall any reader publish, retransmit, redistribute or otherwise reproduce any information provided by Way2Wealth in any format to anyone. Way2Wealth and its affiliates, officers, directors and employees including persons involved in the preparation or issuance of this report may from time to time have interest in securities / positions, financial or otherwise in the securities related to the information contained in this report.