

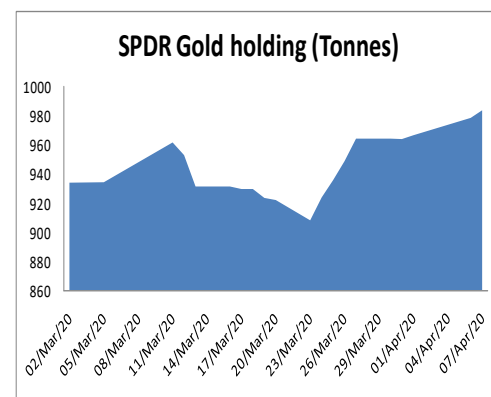
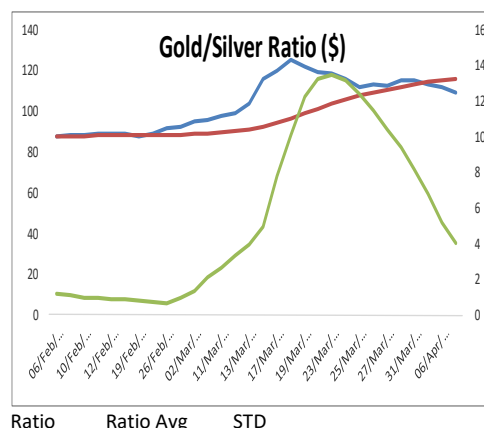
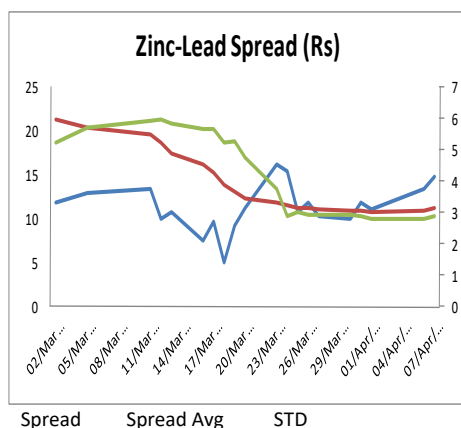
MCX NATURAL GAS APR



- Natural gas prices opened strongly higher with gap in the last session and prices rose further for most of the session till high of 137.80.
- Prices have bounced strongly in the last session after taking strong support near its recent 4 years low of 117.
- MACD (12,26,9) has also given a positive crossover on the daily chart.
- Therefore, prices are expected to recover further from these levels towards immediate resistance placed around its previous swing high of 148.90.
- On the lower side, immediate supports are placed around 132.50 and 120 levels.
- Buying on minor pullbacks is recommended in Natural gas for the day.

Today's Actionable

Commodity	Expiry	Action	Entry	Target	Stop loss
Nat gas	Apr	Buy	Around 132.50	148.90	120
Soybean	May	Buy	Around 3700	3865	3590
Soy oil	May	Buy	Around 780	816	756



MCX

Commodity	Expiry	Close (Rs)	Change	% Change
GOLD	05 JUN 2020	45081	1359	3.11
SILVER	05 MAY 2020	43494	2271	5.51
COPPER	30 APR 2020	392	11.9	3.13
CRUDEOIL	20 APR 2020	2064	16	0.78
ZINC MINI	30 APR 2020	149.35	2.55	1.74
LEAD MINI	30 APR 2020	134.5	1.1	0.82
ALUMINI	30 APR 2020	133.55	-0.45	-0.34
NICKEL	30 APR 2020	878.7	11.3	1.3
NATURAL GAS	27 APR 2020	136.7	15.3	12.6
MENTHAOIL	30 APR 2020	1179.8	19.9	1.72

NCDEX

Commodity	Expiry	Close (Rs)	Change	% Change
GUARGUM5	20 APR 2020	5261	202	3.99
GUARSEED10	20 APR 2020	3414	94	2.83
CHANA	20 APR 2020	4100	19	0.47
CASTOR	20 APR 2020	3980	10	0.25
RMSEED	20 APR 2020	4043	-2	-0.05
SYBEANIDR	20 APR 2020	3794	92	2.49
SYOREF	20 APR 2020	811.6	17.4	2.19
JEERAUNJHA	20 APR 2020	14245	230	1.64
TMCFGRNZM	20 APR 2020	5750	52	0.91
COCUDAKL	20 APR 2020	1966	38	1.97

GLOBAL

Exchange	Commodity	Close (\$)	Change	% Change
Comex	Gold	1,707.90	14.00	0.83%
Comex	Silver	15.66	0.49	3.25%
Nymex	Crude Oil WTI	26.88	0.80	3.07%
ICE	Brent Oil	33.92	0.87	2.63%
Nymex	Natural Gas	1.79	0.06	3.35%
LME	Copper	5,104.00	198.50	4.05%
LME	Lead	1,711.25	30.00	1.78%
LME	Zinc	1,941.50	45.00	2.37%
LME	Aluminium	1,493.25	19.00	1.29%
LME	Nickel	11,430.00	137.50	1.22%

ECONOMIC DATA & EVENTS

TIME(IST)	COUNTRY	DATA & EVENTS	ACTUAL	FORECAST	PREVIOUS
8:00 PM	US	Crude Oil Inventories	-	10.133M	13.834M
11:30 PM	US	FOMC Meeting Minutes	-	-	-
-	-	-	-	-	-
-	-	-	-	-	-
-	-	-	-	-	-
-	-	-	-	-	-
-	-	-	-	-	-
-	-	-	-	-	-
-	-	-	-	-	-

DAILY PIVOT LEVELS

Symbol	Expiry	LTP	S2	S1	Pivot	R1	R2
GOLD	05 JUN 2020	45081	43211	44146	44935	45870	46659
SILVER	05 MAY 2020	43494	42335	42914	43451	44030	44567
COPPER	30 APR 2020	392.0	380.7	386.4	390.0	395.6	399.2
CRUDEOIL	20 APR 2020	2064	2001	2033	2065	2097	2129
ZINCMINI	30 APR 2020	149.4	146.9	148.1	149.0	150.3	151.2
LEADMINI	30 APR 2020	134.5	132.9	133.7	134.4	135.2	135.8
ALUMINI	30 APR 2020	133.6	131.4	132.5	134.0	135.1	136.6
NICKEL	30 APR 2020	878.7	868.8	873.8	877.3	882.3	885.8
NATURALGAS	27 APR 2020	136.7	121.7	129.2	133.5	141.0	145.3
MENTHAOIL	30 APR 2020	1179.8	1139.4	1159.6	1174.8	1195.0	1210.2
GUARGUM5	20 APR 2020	5261	4962	5112	5186	5336	5410
GUARGUM5	20 MAY 2020	5296	5004	5150	5223	5369	5442
GUARSEED10	20 APR 2020	3414	3275	3345	3379	3449	3483
GUARSEED10	20 MAY 2020	3452	3305	3379	3415	3489	3525
CHANA	20 APR 2020	4100	4009	4055	4085	4131	4161
CHANA	20 MAY 2020	4069	3988	4028	4049	4089	4110
CASTOR	20 APR 2020	3980	3900	3940	3966	4006	4032
CASTOR	20 MAY 2020	3932	3863	3897	3919	3953	3975
RMSEED	20 APR 2020	4043	3987	4015	4036	4064	4085
RMSEED	20 MAY 2020	4006	3965	3986	4000	4021	4035
SYBEANIDR	20 APR 2020	3794	3666	3730	3766	3830	3866
SYBEANIDR	20 MAY 2020	3740	3587	3663	3707	3783	3827
SYOREF	20 APR 2020	811.6	797.7	804.7	809.9	816.9	822.1
SYOREF	20 MAY 2020	783.6	769.7	776.7	780.9	787.9	792.1
COCUDAKL	20 APR 2020	1966	1869	1917	1944	1992	2019
COCUDAKL	20 MAY 2020	1990	1891	1940	1968	2017	2045
JEERAUNJHA	20 APR 2020	14245	13865	14055	14175	14365	14485
JEERAUNJHA	20 MAY 2020	13970	13597	13783	13907	14093	14217
TMCFRNZM	20 APR 2020	5750	5646	5698	5744	5796	5842
TMCFRNZM	20 MAY 2020	5790	5690	5740	5772	5822	5854
DHANIYA	20 MAY 2020	5975	5793	5884	5941	6032	6089
DHANIYA	20 APR 2020	6135	5882	6008	6098	6224	6314
COTTON	29 MAY 2020	16690	16383	16537	16653	16807	16923
COTTON	30 APR 2020	16490	16230	16360	16480	16610	16730

TEAM

ANALYST	DESIGNATION	EMAIL	TELEPHONE
Monil Shah, CMT	Sr. Technical Analyst – Equity & Forex	monilshah@way2wealth.com	+9122-61462980
Harish Jujarey	Sr. Technical Analyst – Equity, Forex & Commodity	harishjujarey@way2wealth.com	+9122-61462981
Mohit Agarwal	Technical Analyst – Forex & Commodity	mohitk@way2wealth.com	+9122-61462982

Disclaimer

Analyst Certification: I, Mohit Agarwal, the research analyst and author of this report, hereby certify that the views expressed in this research report accurately reflect our personal views about the subject securities, issuers, products, sectors or industries. It is also certified that no part of the compensation of the analyst(s) was, is, or will be directly or indirectly related to the inclusion of specific recommendations or views in this research. The analyst(s), principally responsible for the preparation of this research report, receives compensation based on overall revenues of the company (Way2Wealth Brokers Private Limited, hereinafter referred to as Way2Wealth) and has taken reasonable care to achieve and maintain independence and objectivity in making any recommendations.

It is confirmed that Mohit Agarwal, the author of this report has not received any compensation from the companies mentioned in the report in the preceding 12 months. Our research professionals are paid in part based on the profitability of Way2Wealth, which include earnings from other business. Neither Way2Wealth nor its directors, employees, agents or representatives shall be liable for any damages whether direct or indirect, incidental, special or consequential including lost revenue or lost profits that may arise from or in connection with the use of the information contained in this report.

This report is for the personal information of the authorized recipient and does not construe to be any investment, legal or taxation advice to you. Way2Wealth is not soliciting any action based upon it. Nothing in this research shall be construed as a solicitation to buy or sell any security or product, or to engage in or refrain from engaging in any such transaction. The contents of this material are general and are neither comprehensive nor appropriate for every individual and are solely for the informational purposes of the readers. This material does not take into account the specific objectives, financial situation or needs of an individual/s or a Corporate/s or any entity/s.

This research has been prepared for the general use of the clients of the Way2Wealth and must not be copied, either in whole or in part, or distributed or redistributed to any other person in any form. If you are not the intended recipient you must not use or disclose the information in this research in any way. Though disseminated to all the customers simultaneously, not all customers may receive this report at the same time. Way2Wealth will not treat recipients as customers by virtue of their receiving this report. The distribution of this document in other jurisdictions may be restricted by the law applicable in the relevant jurisdictions and persons into whose possession this document comes should inform themselves about, and observe any such restrictions.

The report is based upon information obtained from sources believed to be reliable, but we do not make any representation or warranty that it is accurate, complete or up to date and it should not be relied upon as such. Way2Wealth or any of its affiliates or employees makes no warranties, either express or implied of any kind regarding any matter pertaining to this report, including, but not limited to warranties of suitability, fitness for a particular purpose, accuracy, timeliness, completeness or non-infringement. We accept no obligation to correct or update the information or opinions in it. Way2Wealth or any of its affiliates or employees shall not be in any way responsible for any loss or damage that may arise to any person from any inadvertent error in the information contained in this report. The recipients of this report should rely on their own investigations. In no event shall Way2Wealth be liable for any damages of any kind, including, but not limited to, indirect, special, incidental, consequential, punitive, lost profits, or lost opportunity, whether or not Way2Wealth has advised of the possibility of such damages.

This material contains statements that are forward-looking; such statements are based upon the current beliefs and expectations and are subject to significant risks and uncertainties. Actual results may differ from those set forth in the forward-looking statements. These uncertainties include but are not limited to: the risk of adverse movements or volatility in the securities markets or in interest or foreign exchange rates or indices; adverse impact from an economic slowdown; downturn in domestic or foreign securities and trading conditions or markets; increased competition; unfavourable political and diplomatic developments; change in the governmental or regulatory policies; failure of a corporate event and such others. This is not an offer to buy or sell or a solicitation of an offer to buy or sell any security or instrument or to participate in any particular trading strategy. No part of this material may be copied or duplicated in any form by any means or redistributed without the written consent of Way2Wealth. In no event shall any reader publish, retransmit, redistribute or otherwise reproduce any information provided by Way2Wealth in any format to anyone. Way2Wealth and its affiliates, officers, directors and employees including persons involved in the preparation or issuance of this report may from time to time have interest in securities / positions, financial or otherwise in the securities related to the information contained in this report.