

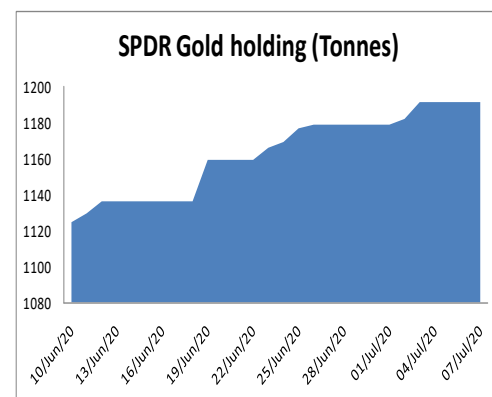
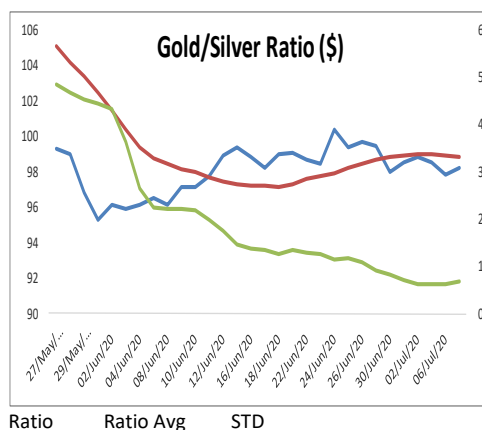
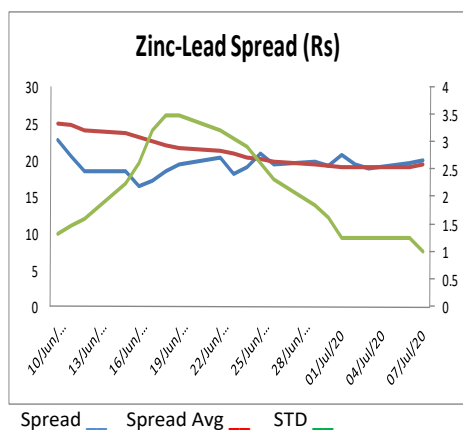
MCX SILVER SEP



- Silver prices opened flat in the last session and prices corrected gradually for first half of the session till low of 49178. Later, prices recovered strongly for the remaining session till high of 50260.
- Prices have taken strong support at its short term rising trend line currently placed near 48850 level.
- MACD (12,26,9) has also given a positive crossover on the daily chart.
- Therefore, prices are expected to rise further from these levels towards immediate resistance placed around its recent top of 51235.
- On the lower side, immediate supports are placed around 49800 and 48850 levels. Buying on minor pullbacks is recommended in Silver for the day.

Today's Actionable

Commodity	Expiry	Action	Entry	Target	Stop loss
Silver	Sep	Buy	Around 49800	51200	48850
Copper	July	Buy	Around 470.50	476.50	466.50
Nat gas	July	Buy	Around 140	149	134



MCX

Commodity	Expiry	Close (Rs)	Change	% Change
GOLD	05 AUG 2020	48800	575	1.19
SILVER	04 SEP 2020	50202	412	0.83
CRUDEOIL	20 JUL 2020	3063	20	0.66
NATURALGAS	28 JUL 2020	142.3	8.4	6.27
COPPER	31 JUL 2020	475.15	5.4	1.15
NICKEL	31 JUL 2020	1007.5	5	0.5
ALUMINIUM	31 JUL 2020	137.85	-0.05	-0.04
LEAD	31 JUL 2020	144.65	0.2	0.14
ZINC	31 JUL 2020	164.7	0.6	0.37
COTTON	31 JUL 2020	16130	0	0

NCDEX

Commodity	Expiry	Close (Rs)	Change	% Change
GUARGUM5	20 JUL 2020	5515	136	2.53
GUARSEED10	20 JUL 2020	3725	55	1.5
CHANA	20 JUL 2020	4132	8	0.19
CASTOR	17 JUL 2020	4012	28	0.7
RMSEED	20 JUL 2020	4755	-65	-1.35
SYBEANIDR	20 JUL 2020	3730	-12	-0.32
SYOREF	20 JUL 2020	813.6	-2.4	-0.29
COCUDAKL	17 JUL 2020	1953	56	2.95
JEERAUNJHA	20 JUL 2020	13785	75	0.55
TMCFCGRNZM	17 JUL 2020	5684	104	1.86

GLOBAL

Exchange	Commodity	Close (\$)	Change	% Change
Comex	Gold	1,810.00	16.50	0.92%
Comex	Silver	18.68	0.10	0.53%
Nymex	Crude Oil WTI	40.83	0.20	0.49%
ICE	Brent Oil	43.36	0.26	0.60%
Nymex	Natural Gas	1.89	0.06	3.50%
LME	Copper	6,189.25	50.25	0.82%
LME	Nickel	13,397.50	2.50	0.02%
LME	Aluminium	1,635.25	0.75	0.05%
LME	Lead	1,809.25	13.00	0.72%
LME	Zinc	2,067.00	15.50	0.76%

ECONOMIC DATA & EVENTS

TIME(IST)	COUNTRY	DATA & EVENTS	ACTUAL	FORECAST	PREVIOUS
8:00 PM	US	Crude Oil Inventories	-	-3.400M	-7.195M
-	-	-	-	-	-
-	-	-	-	-	-
-	-	-	-	-	-
-	-	-	-	-	-
-	-	-	-	-	-
-	-	-	-	-	-
-	-	-	-	-	-
-	-	-	-	-	-

DAILY PIVOT LEVELS

Symbol	Expiry	LTP	S2	S1	Pivot	R1	R2
GOLD	INTL. SPOT (\$)	1796	1765	1780	1789	1804	1813
GOLD	05 AUG 2020	48800	47851	48326	48575	49050	49299
SILVER	INTL. SPOT (\$)	18.31	17.82	18.06	18.21	18.46	18.60
SILVER	04 SEP 2020	50202	48798	49500	49880	50582	50962
CRUDEOIL	20 JUL 2020	3063	2964	3014	3043	3093	3122
NATURALGAS	28 JUL 2020	142.3	130.8	136.6	140.5	146.3	150.2
COPPER	31 JUL 2020	475.2	463.8	469.5	472.5	478.1	481.1
NICKEL	31 JUL 2020	1007.5	990.2	998.9	1005.3	1014.0	1020.4
ALUMINIUM	31 JUL 2020	137.9	136.9	137.4	138.0	138.5	139.1
LEAD	31 JUL 2020	144.7	142.9	143.8	144.9	145.8	147.0
ZINC	31 JUL 2020	164.7	161.8	163.3	164.4	165.9	167.0
COTTON	31 JUL 2020	16130	15857	15993	16137	16273	16417
MENTHAOIL	31 JUL 2020	983.5	975.2	979.3	982.2	986.3	989.2
CPO	31 JUL 2020	667.3	655.0	661.1	667.2	673.3	679.4
CPO	31 AUG 2020	661.5	651.0	656.3	661.6	666.9	672.2
GUARGUM5	20 JUL 2020	5515	5307	5411	5473	5577	5639
GUARGUM5	20 AUG 2020	5581	5363	5472	5533	5642	5703
GUARSEED10	20 JUL 2020	3725	3640	3683	3711	3754	3782
GUARSEED10	20 AUG 2020	3692	3589	3641	3674	3726	3759
CHANA	20 JUL 2020	4132	4105	4118	4135	4148	4165
CHANA	20 AUG 2020	4169	4144	4157	4172	4185	4200
CASTOR	17 JUL 2020	4012	3929	3971	3997	4039	4065
CASTOR	20 AUG 2020	4050	3955	4003	4033	4081	4111
RMSEED	20 JUL 2020	4755	4696	4725	4776	4805	4856
RMSEED	20 AUG 2020	4735	4684	4709	4754	4779	4824
SYBEANIDR	20 JUL 2020	3730	3702	3716	3734	3748	3766
SYBEANIDR	20 AUG 2020	3714	3689	3701	3717	3729	3745
SYOREF	20 JUL 2020	813.6	808.0	810.8	813.0	815.8	818.0
SYOREF	20 AUG 2020	813.9	805.8	809.8	812.3	816.3	818.8
COCUDAKL	17 JUL 2020	1953	1858	1906	1932	1980	2006
COCUDAKL	20 AUG 2020	2034	1951	1992	2017	2058	2083
JEERAUNJHA	20 JUL 2020	13785	13682	13733	13772	13823	13862
JEERAUNJHA	20 AUG 2020	13835	13738	13787	13818	13867	13898
TMCFCGRNZM	17 JUL 2020	5684	5496	5590	5640	5734	5784
TMCFCGRNZM	20 AUG 2020	5722	5538	5630	5680	5772	5822

Way2Wealth Brokers Pvt. Ltd. (CIN U67120KA2000PTC027628) SEBI Rgn. No. : INH200002739.

No. 14, Frontline Granduer, Walton Road, Bangalore-560001; Website: www.way2wealth.com Email: research@way2wealth.com

TEAM

ANALYST	DESIGNATION	EMAIL	TELEPHONE
Monil Shah, CMT	Sr. Technical Analyst – Equity & Forex	monilshah@way2wealth.com	+9122-61462980
Harish Jujarey	Sr. Technical Analyst – Equity, Forex & Commodity	harishjujarey@way2wealth.com	+9122-61462981
Mohit Agarwal	Technical Analyst – Forex & Commodity	mohitk@way2wealth.com	+9122-61462982

Disclaimer

Analyst Certification: I, Mohit Agarwal, the research analyst and author of this report, hereby certify that the views expressed in this research report accurately reflect our personal views about the subject securities, issuers, products, sectors or industries. It is also certified that no part of the compensation of the analyst(s) was, is, or will be directly or indirectly related to the inclusion of specific recommendations or views in this research. The analyst(s), principally responsible for the preparation of this research report, receives compensation based on overall revenues of the company (Way2Wealth Brokers Private Limited, hereinafter referred to as Way2Wealth) and has taken reasonable care to achieve and maintain independence and objectivity in making any recommendations.

It is confirmed that Mohit Agarwal, the author of this report has not received any compensation from the companies mentioned in the report in the preceding 12 months. Our research professionals are paid in part based on the profitability of Way2Wealth, which include earnings from other business. Neither Way2Wealth nor its directors, employees, agents or representatives shall be liable for any damages whether direct or indirect, incidental, special or consequential including lost revenue or lost profits that may arise from or in connection with the use of the information contained in this report.

This report is for the personal information of the authorized recipient and does not construe to be any investment, legal or taxation advice to you. Way2Wealth is not soliciting any action based upon it. Nothing in this research shall be construed as a solicitation to buy or sell any security or product, or to engage in or refrain from engaging in any such transaction. The contents of this material are general and are neither comprehensive nor appropriate for every individual and are solely for the informational purposes of the readers. This material does not take into account the specific objectives, financial situation or needs of an individual/s or a Corporate/s or any entity/s.

This research has been prepared for the general use of the clients of the Way2Wealth and must not be copied, either in whole or in part, or distributed or redistributed to any other person in any form. If you are not the intended recipient you must not use or disclose the information in this research in any way. Though disseminated to all the customers simultaneously, not all customers may receive this report at the same time. Way2Wealth will not treat recipients as customers by virtue of their receiving this report. The distribution of this document in other jurisdictions may be restricted by the law applicable in the relevant jurisdictions and persons into whose possession this document comes should inform themselves about, and observe any such restrictions.

The report is based upon information obtained from sources believed to be reliable, but we do not make any representation or warranty that it is accurate, complete or up to date and it should not be relied upon as such. Way2Wealth or any of its affiliates or employees makes no warranties, either express or implied of any kind regarding any matter pertaining to this report, including, but not limited to warranties of suitability, fitness for a particular purpose, accuracy, timeliness, completeness or non-infringement. We accept no obligation to correct or update the information or opinions in it. Way2Wealth or any of its affiliates or employees shall not be in any way responsible for any loss or damage that may arise to any person from any inadvertent error in the information contained in this report. The recipients of this report should rely on their own investigations. In no event shall Way2Wealth be liable for any damages of any kind, including, but not limited to, indirect, special, incidental, consequential, punitive, lost profits, or lost opportunity, whether or not Way2Wealth has advised of the possibility of such damages.

This material contains statements that are forward-looking; such statements are based upon the current beliefs and expectations and are subject to significant risks and uncertainties. Actual results may differ from those set forth in the forward-looking statements. These uncertainties include but are not limited to: the risk of adverse movements or volatility in the securities markets or in interest or foreign exchange rates or indices; adverse impact from an economic slowdown; downturn in domestic or foreign securities and trading conditions or markets; increased competition; unfavourable political and diplomatic developments; change in the governmental or regulatory policies; failure of a corporate event and such others. This is not an offer to buy or sell or a solicitation of an offer to buy or sell any security or instrument or to participate in any particular trading strategy. No part of this material may be copied or duplicated in any form by any means or redistributed without the written consent of Way2Wealth. In no event shall any reader publish, retransmit, redistribute or otherwise reproduce any information provided by Way2Wealth in any format to anyone. Way2Wealth and its affiliates, officers, directors and employees including persons involved in the preparation or issuance of this report may from time to time have interest in securities / positions, financial or otherwise in the securities related to the information contained in this report.