

MCX NATURAL GAS JUNE



- Natural gas prices opened higher with gap in the last session and prices corrected sharply for first half of the session till low of 162.70. Later prices recovered strongly for the remaining session till high of 166.70 and closed positive.
- Prices have been recovering gradually since last few sessions after falling sharply in the previous two weeks.
- RSI (14) and MACD (12,26,9) have been showing a positive divergence on the daily chart.
- Therefore, prices are expected to recover further from these levels towards immediate strong resistance placed around 170.70 level.
- On the lower side, immediate supports are placed around 164 and 160 levels. Buying on minor pullbacks is recommended in Natural gas for the day.

Today's Actionable

Commodity	Expiry	Action	Entry	Target	Stop loss
Nat gas	June	Buy	Around 164	170	160
Soybean	July	Sell	Below 3620	3510	3695
Cocudakl	July	Buy	Around 2720	2835	2645

MCX

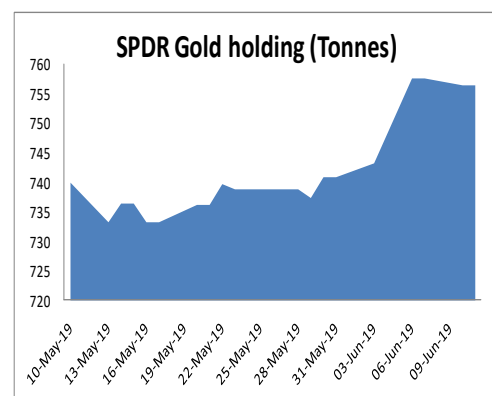
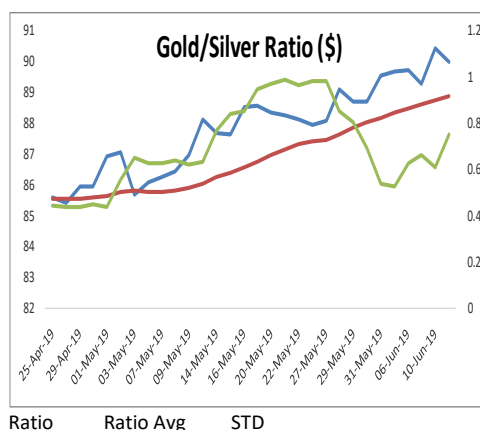
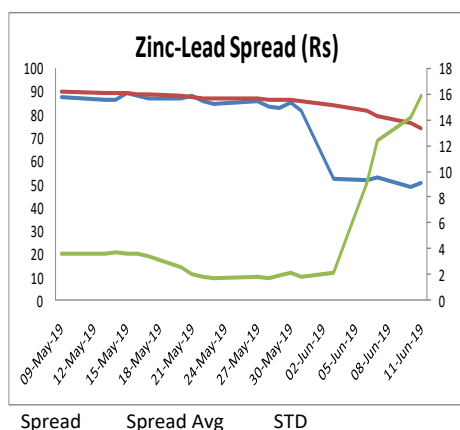
Commodity	Expiry	Close (Rs)	Change	% Change
GOLD	05 AUG 2019	32632	-28	-0.09
SILVER	05 JUL 2019	36735	152	0.42
COPPER	28 JUN 2019	410.2	-0.15	-0.04
CRUDEOIL	19 JUN 2019	3720	-34	-0.91
ZINC	28 JUN 2019	206.95	3	1.47
LEAD	28 JUN 2019	156.05	1.1	0.71
ALUMINIUM	28 JUN 2019	142.9	-0.3	-0.21
NICKEL	28 JUN 2019	870.2	19.4	2.28
NATURALGAS	25 JUN 2019	166.2	2.1	1.28
MENTHAOIL	28 JUN 2019	1315.1	17.9	1.38

NCDEX

Commodity	Expiry	Close (Rs)	Change	% Change
GUARGUM5	20 JUN 2019	8410	85	1.02
GUARSEED10	20 JUN 2019	4163.5	38.5	0.93
CHANA	20 JUN 2019	4410	50	1.15
CASTOR	20 JUN 2019	5300	20	0.38
RMSEED	20 JUN 2019	3890	6	0.15
SYBEANIDR	20 JUN 2019	3612	-12	-0.33
SYOREF	20 JUN 2019	747.35	3.1	0.42
JEERAUNJHA	20 JUN 2019	17590	140	0.8
TMCFGRNZM	20 JUN 2019	6752	-38	-0.56
COCUDAKL	20 JUN 2019	2695	50	1.89

GLOBAL

Exchange	Commodity	Close (\$)	Change	% Change
Comex	Gold	1332.25	2.95	0.22%
Comex	Silver	14.748	0.109	0.74%
Nymex	Crude Oil WTI	53.55	0.29	0.54%
ICE	Brent Oil	62.63	0.34	0.55%
Nymex	Natural Gas	2.391	0.034	1.44%
LME	Copper	5894.25	17.25	0.29%
LME	Lead	1912	30.5	1.62%
LME	Zinc	2522.25	47	1.90%
LME	Aluminium	1777.25	-0.25	-0.01%
LME	Nickel	11912.5	285	2.45%



ECONOMIC DATA & EVENTS					
TIME(IST)	COUNTRY	DATA & EVENTS	ACTUAL	FORECAST	PREVIOUS
7:00 AM	CN	CPI (YoY) (May)	-	2.7%	2.5%
7:00 AM	CN	CPI (MoM) (May)	-	0.1%	0.1%
7:00 AM	CN	PPI (YoY) (May)	-	0.6%	0.9%
1:45 PM	EU	ECB President Draghi Speaks	-	-	-
5:45 PM	EU	ECB President Draghi Speaks	-	-	-
6:00 PM	US	Core CPI (MoM) (May)	-	0.2%	0.1%
6:00 PM	US	Core CPI (YoY) (May)	-	2.1%	2.1%
6:00 PM	US	CPI (MoM) (May)	-	0.1%	0.3%
8:00 PM	US	Crude Oil Inventories	-	-0.481M	6.771M

DAILY PIVOT LEVELS							
Symbol	Expiry	LTP	S2	S1	Pivot	R1	R2
GOLD	05 AUG 2019	32632	32389	32510	32608	32729	32827
SILVER	05 JUL 2019	36735	36320	36527	36678	36885	37036
COPPER	28 JUN 2019	410.2	405.9	408.0	411.7	413.8	417.5
CRUDEOIL	19 JUN 2019	3720	3664	3692	3724	3752	3784
ZINC	28 JUN 2019	207.0	203.1	205.0	206.4	208.3	209.7
LEAD	28 JUN 2019	156.1	154.2	155.1	155.7	156.6	157.2
ALUMINIUM	28 JUN 2019	142.9	141.8	142.4	143.3	143.8	144.7
NICKEL	28 JUN 2019	870.2	845.4	857.8	867.4	879.8	889.4
NATURALGAS	25 JUN 2019	166.2	161.2	163.7	165.2	167.7	169.2
MENTHAOIL	28 JUN 2019	1315.1	1289.0	1302.0	1311.3	1324.3	1333.6
GUARGUM5	20 JUN 2019	8410	8233	8321	8376	8464	8519
GUARGUM5	19 JUL 2019	8511	8334	8422	8484	8572	8634
GUARSEED10	20 JUN 2019	4164	4049	4106	4138	4195	4227
GUARSEED10	19 JUL 2019	4210	4111	4161	4189	4239	4267
CHANA	20 JUN 2019	4410	4267	4339	4387	4459	4507
CHANA	19 JUL 2019	4422	4331	4377	4408	4454	4485
CASTOR	20 JUN 2019	5300	5072	5186	5244	5358	5416
CASTOR	19 JUL 2019	5390	5162	5276	5334	5448	5506
RMSEED	20 JUN 2019	3890	3841	3866	3880	3905	3919
RMSEED	19 JUL 2019	3898	3859	3879	3894	3914	3929
SYBEANIDR	20 JUN 2019	3612	3571	3592	3615	3636	3659
SYBEANIDR	19 JUL 2019	3642	3599	3620	3643	3664	3687
SYOREF	20 JUN 2019	747.4	741.3	744.3	746.1	749.1	750.9
SYOREF	19 JUL 2019	731.0	725.5	728.2	730.8	733.5	736.1
COCUDAKL	20 JUN 2019	2695	2576	2635	2680	2739	2784
COCUDAKL	19 JUL 2019	2735	2631	2683	2724	2776	2817
JEERAUNJHA	20 JUN 2019	17590	17303	17447	17543	17687	17783
JEERAUNJHA	19 JUL 2019	17615	17252	17433	17552	17733	17852
TMCFRNZM	20 JUN 2019	6752	6593	6673	6741	6821	6889
TMCFRNZM	19 JUL 2019	6710	6410	6560	6670	6820	6930
DHANIYA	19 JUL 2019	7022	6653	6838	6944	7129	7235
DHANIYA	20 JUN 2019	6940	6559	6749	6850	7040	7141
COTTON	31 JUL 2019	21320	21160	21240	21350	21430	21540
COTTON	28 JUN 2019	21200	21080	21140	21240	21300	21400

TEAM

ANALYST	DESIGNATION	EMAIL	TELEPHONE
Aditya Agarwal	Head – Technical Research	aditya@way2wealth.com	+9122-61462955
Harish Jujarey	Sr. Technical Analyst – Forex & Commodity	harishjujarey@way2wealth.com	+9122-61462952
Monil Shah, CMT	Sr. Technical Analyst – Equity & Forex	monilshah@way2wealth.com	+9122-61462980
Mohit Agarwal	Technical Analyst – Forex & Commodity	mohitk@way2wealth.com	+9122-61462954

Disclaimer

Analyst Certification: I, Mohit Agarwal, the research analyst and author of this report, hereby certify that the views expressed in this research report accurately reflect our personal views about the subject securities, issuers, products, sectors or industries. It is also certified that no part of the compensation of the analyst(s) was, is, or will be directly or indirectly related to the inclusion of specific recommendations or views in this research. The analyst(s), principally responsible for the preparation of this research report, receives compensation based on overall revenues of the company (Way2Wealth Brokers Private Limited, hereinafter referred to as Way2Wealth) and has taken reasonable care to achieve and maintain independence and objectivity in making any recommendations.

It is confirmed that Mohit Agarwal, the author of this report has not received any compensation from the companies mentioned in the report in the preceding 12 months. Our research professionals are paid in part based on the profitability of Way2Wealth, which include earnings from other business. Neither Way2Wealth nor its directors, employees, agents or representatives shall be liable for any damages whether direct or indirect, incidental, special or consequential including lost revenue or lost profits that may arise from or in connection with the use of the information contained in this report.

This report is for the personal information of the authorized recipient and does not construe to be any investment, legal or taxation advice to you. Way2Wealth is not soliciting any action based upon it. Nothing in this research shall be construed as a solicitation to buy or sell any security or product, or to engage in or refrain from engaging in any such transaction. The contents of this material are general and are neither comprehensive nor appropriate for every individual and are solely for the informational purposes of the readers. This material does not take into account the specific objectives, financial situation or needs of an individual/s or a Corporate/s or any entity/s.

This research has been prepared for the general use of the clients of the Way2Wealth and must not be copied, either in whole or in part, or distributed or redistributed to any other person in any form. If you are not the intended recipient you must not use or disclose the information in this research in any way. Though disseminated to all the customers simultaneously, not all customers may receive this report at the same time. Way2Wealth will not treat recipients as customers by virtue of their receiving this report. The distribution of this document in other jurisdictions may be restricted by the law applicable in the relevant jurisdictions and persons into whose possession this document comes should inform themselves about, and observe any such restrictions.

The report is based upon information obtained from sources believed to be reliable, but we do not make any representation or warranty that it is accurate, complete or up to date and it should not be relied upon as such. Way2Wealth or any of its affiliates or employees makes no warranties, either express or implied of any kind regarding any matter pertaining to this report, including, but not limited to warranties of suitability, fitness for a particular purpose, accuracy, timeliness, completeness or non-infringement. We accept no obligation to correct or update the information or opinions in it. Way2Wealth or any of its affiliates or employees shall not be in any way responsible for any loss or damage that may arise to any person from any inadvertent error in the information contained in this report. The recipients of this report should rely on their own investigations. In no event shall Way2Wealth be liable for any damages of any kind, including, but not limited to, indirect, special, incidental, consequential, punitive, lost profits, or lost opportunity, whether or not Way2Wealth has advised of the possibility of such damages.

This material contains statements that are forward-looking; such statements are based upon the current beliefs and expectations and are subject to significant risks and uncertainties. Actual results may differ from those set forth in the forward-looking statements. These uncertainties include but are not limited to: the risk of adverse movements or volatility in the securities markets or in interest or foreign exchange rates or indices; adverse impact from an economic slowdown; downturn in domestic or foreign securities and trading conditions or markets; increased competition; unfavourable political and diplomatic developments; change in the governmental or regulatory policies; failure of a corporate event and such others. This is not an offer to buy or sell or a solicitation of an offer to buy or sell any security or instrument or to participate in any particular trading strategy. No part of this material may be copied or duplicated in any form by any means or redistributed without the written consent of Way2Wealth. In no event shall any reader publish, retransmit, redistribute or otherwise reproduce any information provided by Way2Wealth in any format to anyone. Way2Wealth and its affiliates, officers, directors and employees including persons involved in the preparation or issuance of this report may from time to time have interest in securities / positions, financial or otherwise in the securities related to the information contained in this report.