

### MCX NATURAL GAS JUNE



- Natural gas prices opened flat in the last session and prices consolidated for most of the session in the range of 165-167 levels.
- Overall, prices have been recovering gradually since last few sessions after falling sharply in the previous two weeks.
- Prices have bounced after RSI (14) and MACD (12,26,9) have shown a positive divergence on the daily chart.
- Prices are expected to recover further from these levels towards immediate strong resistance placed around 171 level.
- On the lower side, immediate supports are placed around 165 and 160.50 levels.
- Buying on minor pullbacks is recommended in Natural gas for the day.

### Today's Actionable

Commodity	Expiry	Action	Entry	Target	Stop loss
Nat gas	Jun	Buy	Around 165	171	160.50
Gold	Aug	Buy	Around 32705	33040	32485
Cocudakl	Jul	Buy	Above 2807	2920	2730

### MCX

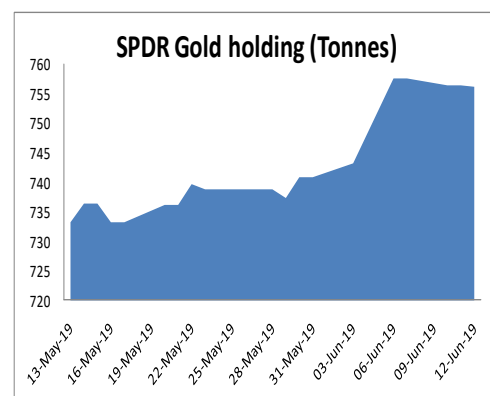
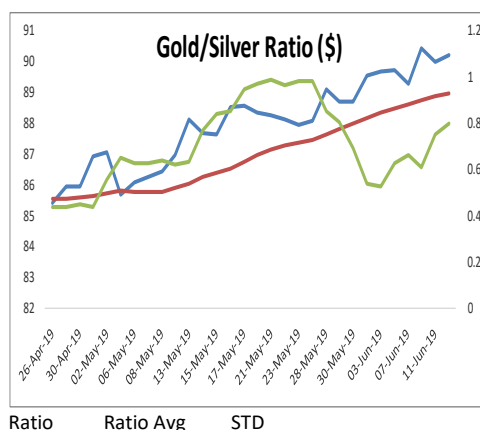
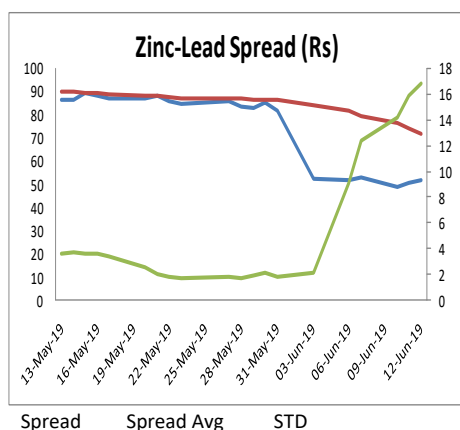
Commodity	Expiry	Close (Rs)	Change	% Change
GOLD	05 AUG 2019	32745	113	0.35
SILVER	05 JUL 2019	36755	20	0.05
COPPER	28 JUN 2019	407.35	-2.85	-0.69
CRUDEOIL	19 JUN 2019	3596	-124	-3.33
ZINC	28 JUN 2019	206.25	-0.7	-0.34
LEAD	28 JUN 2019	154.7	-1.35	-0.87
ALUMINIUM	28 JUN 2019	143.4	0.5	0.35
NICKEL	28 JUN 2019	866.5	-3.7	-0.43
NATURALGAS	25 JUN 2019	166.3	0.1	0.06
MENTHAOIL	28 JUN 2019	1319.3	4.2	0.32

### NCDEX

Commodity	Expiry	Close (Rs)	Change	% Change
GUARGUM5	20 JUN 2019	8454	43	0.51
GUARSEED10	20 JUN 2019	4191.5	38.5	0.93
CHANA	20 JUN 2019	4418	32	0.73
CASTOR	20 JUN 2019	5438	170	3.23
RMSEED	20 JUN 2019	3919	26	0.67
SYBEANIDR	20 JUN 2019	3650	40	1.11
SYOREF	20 JUN 2019	751.7	5.35	0.72
JEERAUNJHA	20 JUN 2019	17780	180	1.02
TMCFGRNZM	20 JUN 2019	6800	72	1.07
COCUDAKL	20 JUN 2019	2765	69	2.56

### GLOBAL

Exchange	Commodity	Close (\$)	Change	% Change
Comex	Gold	1336.7	5.5	0.41%
Comex	Silver	14.758	0.018	0.12%
Nymex	Crude Oil WTI	51.76	-1.51	-2.83%
ICE	Brent Oil	60.78	-1.51	-2.42%
Nymex	Natural Gas	2.388	-0.011	-0.46%
LME	Copper	5853.25	-39.25	-0.67%
LME	Lead	1888.5	-20.75	-1.09%
LME	Zinc	2513	-7	-0.28%
LME	Aluminium	1788.75	11.25	0.63%
LME	Nickel	11847.5	-55	-0.46%



### ECONOMIC DATA & EVENTS

TIME(IST)	COUNTRY	DATA & EVENTS	ACTUAL	FORECAST	PREVIOUS
2:30 PM	EU	Industrial Production (MoM) (Apr)	-	-0.5%	-0.3%
Tentative	EU	Eurogroup Meetings	-	-	-
4:30 PM	US	OPEC Monthly Report	-	-	-
6:00 PM	US	Export Price Index (MoM) (May)	-	-0.1%	0.2%
6:00 PM	US	Import Price Index (MoM) (May)	-	-0.3%	0.2%
6:00 PM	US	Initial Jobless Claims	-	215K	218K
8:00 PM	US	Natural Gas Storage	-	95B	119B
-	-	-	-	-	-
-	-	-	-	-	-

### DAILY PIVOT LEVELS

Symbol	Expiry	LTP	S2	S1	Pivot	R1	R2
GOLD	05 AUG 2019	32745	32582	32663	32756	32837	32930
SILVER	05 JUL 2019	36755	36580	36668	36813	36901	37046
COPPER	28 JUN 2019	407.4	402.8	405.1	407.6	409.9	412.5
CRUDEOIL	19 JUN 2019	3596	3503	3549	3619	3665	3735
ZINC	28 JUN 2019	206.3	204.0	205.1	206.3	207.4	208.5
LEAD	28 JUN 2019	154.7	153.1	153.9	154.9	155.7	156.6
ALUMINIUM	28 JUN 2019	143.4	142.0	142.7	143.2	143.9	144.3
NICKEL	28 JUN 2019	866.5	856.6	861.5	866.2	871.1	875.8
NATURALGAS	25 JUN 2019	166.3	163.6	164.9	166.2	167.5	168.8
MENTHAOIL	28 JUN 2019	1319.3	1300.2	1309.7	1318.6	1328.1	1337.0
GUARGUM5	20 JUN 2019	8454	8453	8454	8454	8455	8455
GUARGUM5	19 JUL 2019	8570	8483	8527	8558	8602	8633
GUARSEED10	20 JUN 2019	4192	4124	4158	4179	4213	4235
GUARSEED10	19 JUL 2019	4239	4190	4214	4230	4254	4270
CHANA	20 JUN 2019	4418	4373	4395	4409	4431	4445
CHANA	19 JUL 2019	4430	4379	4405	4421	4447	4463
CASTOR	20 JUN 2019	5438	5311	5375	5407	5471	5503
CASTOR	19 JUL 2019	5484	5311	5397	5441	5527	5571
RMSEED	20 JUN 2019	3919	3890	3904	3912	3926	3934
RMSEED	19 JUL 2019	3924	3887	3905	3915	3933	3943
SYBEANIDR	20 JUN 2019	3650	3624	3637	3653	3666	3682
SYBEANIDR	19 JUL 2019	3662	3614	3638	3653	3677	3692
SYOREF	20 JUN 2019	751.7	740.4	746.0	748.9	754.5	757.4
SYOREF	19 JUL 2019	736.5	728.0	732.2	734.4	738.6	740.8
COCUDAKL	20 JUN 2019	2765	2675	2720	2744	2789	2814
COCUDAKL	19 JUL 2019	2792	2707	2750	2773	2816	2839
JEERAUNJHA	20 JUN 2019	17780	17413	17597	17773	17957	18133
JEERAUNJHA	19 JUL 2019	17720	17283	17502	17738	17957	18193
TMCFRGNZM	20 JUN 2019	6800	6691	6745	6775	6829	6859
TMCFRGNZM	19 JUL 2019	6756	6671	6713	6749	6791	6827
DHANIYA	19 JUL 2019	7045	6955	7000	7055	7100	7155
DHANIYA	20 JUN 2019	6986	6986	6986	6986	6986	6986
COTTON	31 JUL 2019	21570	21117	21343	21487	21713	21857
COTTON	28 JUN 2019	21450	21010	21230	21360	21580	21710

### TEAM

ANALYST	DESIGNATION	EMAIL	TELEPHONE
Aditya Agarwal	Head – Technical Research	<a href="mailto:aditya@way2wealth.com">aditya@way2wealth.com</a>	+9122-61462955
Harish Jurey	Sr. Technical Analyst – Forex & Commodity	<a href="mailto:harishjurey@way2wealth.com">harishjurey@way2wealth.com</a>	+9122-61462952
Monil Shah, CMT	Sr. Technical Analyst – Equity & Forex	<a href="mailto:monilshah@way2wealth.com">monilshah@way2wealth.com</a>	+9122-61462980
Mohit Agarwal	Technical Analyst – Forex & Commodity	<a href="mailto:mohitk@way2wealth.com">mohitk@way2wealth.com</a>	+9122-61462954

#### Disclaimer

**Analyst Certification:** I, Mohit Agarwal, the research analyst and author of this report, hereby certify that the views expressed in this research report accurately reflect our personal views about the subject securities, issuers, products, sectors or industries. It is also certified that no part of the compensation of the analyst(s) was, is, or will be directly or indirectly related to the inclusion of specific recommendations or views in this research. The analyst(s), principally responsible for the preparation of this research report, receives compensation based on overall revenues of the company (Way2Wealth Brokers Private Limited, hereinafter referred to as Way2Wealth) and has taken reasonable care to achieve and maintain independence and objectivity in making any recommendations.

It is confirmed that Mohit Agarwal, the author of this report has not received any compensation from the companies mentioned in the report in the preceding 12 months. Our research professionals are paid in part based on the profitability of Way2Wealth, which include earnings from other business. Neither Way2Wealth nor its directors, employees, agents or representatives shall be liable for any damages whether direct or indirect, incidental, special or consequential including lost revenue or lost profits that may arise from or in connection with the use of the information contained in this report.

This report is for the personal information of the authorized recipient and does not construe to be any investment, legal or taxation advice to you. Way2Wealth is not soliciting any action based upon it. Nothing in this research shall be construed as a solicitation to buy or sell any security or product, or to engage in or refrain from engaging in any such transaction. The contents of this material are general and are neither comprehensive nor appropriate for every individual and are solely for the informational purposes of the readers. This material does not take into account the specific objectives, financial situation or needs of an individual/s or a Corporate/s or any entity/s.

This research has been prepared for the general use of the clients of the Way2Wealth and must not be copied, either in whole or in part, or distributed or redistributed to any other person in any form. If you are not the intended recipient you must not use or disclose the information in this research in any way. Though disseminated to all the customers simultaneously, not all customers may receive this report at the same time. Way2Wealth will not treat recipients as customers by virtue of their receiving this report. The distribution of this document in other jurisdictions may be restricted by the law applicable in the relevant jurisdictions and persons into whose possession this document comes should inform themselves about, and observe any such restrictions.

The report is based upon information obtained from sources believed to be reliable, but we do not make any representation or warranty that it is accurate, complete or up to date and it should not be relied upon as such. Way2Wealth or any of its affiliates or employees makes no warranties, either express or implied of any kind regarding any matter pertaining to this report, including, but not limited to warranties of suitability, fitness for a particular purpose, accuracy, timeliness, completeness or non-infringement. We accept no obligation to correct or update the information or opinions in it. Way2Wealth or any of its affiliates or employees shall not be in any way responsible for any loss or damage that may arise to any person from any inadvertent error in the information contained in this report. The recipients of this report should rely on their own investigations. In no event shall Way2Wealth be liable for any damages of any kind, including, but not limited to, indirect, special, incidental, consequential, punitive, lost profits, or lost opportunity, whether or not Way2Wealth has advised of the possibility of such damages.

This material contains statements that are forward-looking; such statements are based upon the current beliefs and expectations and are subject to significant risks and uncertainties. Actual results may differ from those set forth in the forward-looking statements. These uncertainties include but are not limited to: the risk of adverse movements or volatility in the securities markets or in interest or foreign exchange rates or indices; adverse impact from an economic slowdown; downturn in domestic or foreign securities and trading conditions or markets; increased competition; unfavourable political and diplomatic developments; change in the governmental or regulatory policies; failure of a corporate event and such others. This is not an offer to buy or sell or a solicitation of an offer to buy or sell any security or instrument or to participate in any particular trading strategy. No part of this material may be copied or duplicated in any form by any means or redistributed without the written consent of Way2Wealth. In no event shall any reader publish, retransmit, redistribute or otherwise reproduce any information provided by Way2Wealth in any format to anyone. Way2Wealth and its affiliates, officers, directors and employees including persons involved in the preparation or issuance of this report may from time to time have interest in securities / positions, financial or otherwise in the securities related to the information contained in this report.