

### MCX CRUDE OIL DEC



- Crude oil prices opened slightly higher in the last session and prices rose further for first half of the session till high of 3815. Later prices corrected for the remaining session and closed flat.
- Prices have broken out from its short term declining trend line resistance and also closed above the same in the last session.
- Prices are expected to recover further from these levels towards immediate resistance placed around its recent multiple swing highs near 3865 level and further towards 23.6% Fibonacci retracement of its fall from high of 5669 till low of 3464, which is placed at 3984 level.
- On the lower side immediate supports are placed around 3720 and 3655 levels.

### Today's Actionable

Commodity	Expiry	Action	Entry	Target	Stop loss
Crude oil	Dec	Buy	Around 3720	3865	3650
Chana	Jan	Buy	Around 4570	4780	4470
Jeera	Jan	Sell	Around 18600	18150	18900

### MCX

Commodity	Expiry	Close (Rs)	Change	% Change
GOLD	05 FEB 2019	31732	-203	-0.64
SILVER	05 MAR 2019	38561	230	0.6
COPPER	28 FEB 2019	442.85	-3.35	-0.75
CRUDEOIL	18 DEC 2018	3749	-5	-0.13
ZINC	31 DEC 2018	186.8	-3.95	-2.07
LEAD	31 DEC 2018	141.8	-1.25	-0.87
ALUMINIUM	31 DEC 2018	138.35	-1.6	-1.14
NICKEL	31 DEC 2018	772.6	-4.5	-0.58
NATURALGAS	26 DEC 2018	298.4	-19.9	-6.25
MENTHAOIL	31 DEC 2018	1487.6	-56.2	-3.64

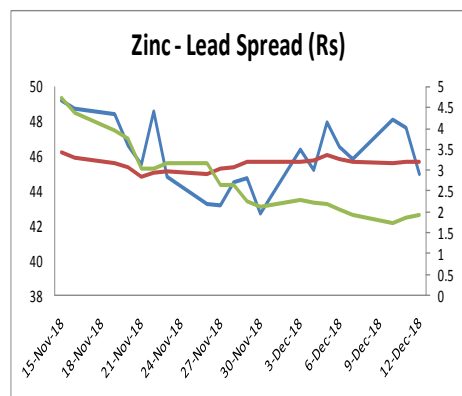
### NCDEX

Commodity	Expiry	Close (Rs)	Change	% Change
GUARGUM5	20 DEC 2018	8810	64	0.73
GUARSEED10	20 DEC 2018	4392	35	0.8
CHANA	20 DEC 2018	4537	152	3.47
CASTOR	20 DEC 2018	5400	-56	-1.03
RMSEED	20 DEC 2018	4110	48	1.18
SYBEANIDR	20 DEC 2018	3373	65	1.96
SYOREF	20 DEC 2018	742.8	0.2	0.03
JEERAUNJHA	20 DEC 2018	18375	30	0.16
TMCFGRNZM	20 DEC 2018	6000	-170	-0.91
COCUDAKL	20 DEC 2018	1950	-2	-0.03

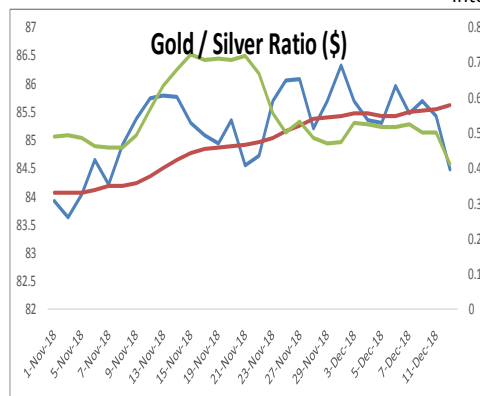
### International Prices

Exchange	Commodity	Close (\$)	Change	% Change
Comex	Gold	1250.55	3.35	0.27%
Comex	Silver	14.857	0.229	1.57%
Nymex	Crude Oil WTI	52.09	0.44	0.85%
ICE	Brent Oil	60.91	0.71	1.18%
Nymex	Natural Gas	4.165	-0.242	-5.49%
LME	Copper	6156.5	9	0.15%
LME	Lead	1972.25	-5.5	-0.28%
LME	Zinc	2568	-32.5	-1.25%
LME	Aluminium	1934	-4	-0.21%
LME	Nickel	10777.5	30	0.28%

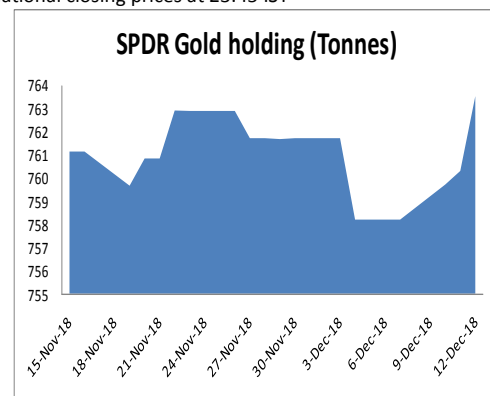
International closing prices at 23:45 IST



Spread — Spread Avg — STD —



Ratio — Ratio Avg — STD —



ECONOMIC DATA & EVENTS					
TIME(IST)	COUNTRY	DATA & EVENTS	ACTUAL	FORECAST	PREVIOUS
6:15 PM	EU	ECB Interest Rate Decision (Dec)	-	0.0%	0.0%
7:00 PM	EU	ECB Press Conference	-	-	-
7:00 PM	US	Export Price Index (MoM) (Nov)	-	-0.1%	0.4%
7:00 PM	US	Import Price Index (MoM) (Nov)	-	-1.0%	0.5%
7:00 PM	US	Initial Jobless Claims	-	226K	231K
9:00 PM	US	Natural Gas Storage	-	-81B	-63B

DAILY PIVOT LEVELS							
Symbol	Expiry	LTP	S2	S1	Pivot	R1	R2
GOLD	05 FEB 2019	31732	31608	31670	31754	31816	31900
SILVER	05 MAR 2019	38561	37958	38260	38441	38743	38924
COPPER	28 FEB 2019	442.9	439.9	441.4	443.6	445.1	447.3
CRUDEOIL	18 DEC 2018	3749	3668	3708	3762	3802	3856
ZINC	31 DEC 2018	186.8	184.1	185.5	188.0	189.3	191.8
LEAD	31 DEC 2018	141.8	139.9	140.9	142.2	143.1	144.4
ALUMINIUM	31 DEC 2018	138.4	137.3	137.8	138.8	139.4	140.4
NICKEL	31 DEC 2018	772.6	767.1	769.9	774.7	777.5	782.3
NATURALGAS	26 DEC 2018	298.4	282.7	290.5	304.2	312.0	325.7
MENTHAOIL	31 DEC 2018	1487.6	1438.6	1463.1	1506.6	1531.1	1574.6
GUARGUM5	20 DEC 2018	8810	8743	8777	8818	8852	8893
GUARGUM5	18 JAN 2019	8900	8754	8827	8903	8976	9052
GUARSEED10	20 DEC 2018	4392	4332	4362	4391	4421	4449
GUARSEED10	18 JAN 2019	4437	4362	4399	4434	4471	4506
CHANA	20 DEC 2018	4537	4379	4458	4509	4588	4639
CHANA	18 JAN 2019	4625	4412	4518	4586	4692	4760
CASTOR	20 DEC 2018	5400	5353	5377	5423	5447	5493
CASTOR	18 JAN 2019	5474	5381	5427	5493	5539	5605
RMSEED	20 DEC 2018	4110	4067	4088	4102	4123	4137
RMSEED	18 JAN 2019	4028	3960	3994	4015	4049	4070
SYBEANIDR	20 DEC 2018	3373	3316	3344	3359	3387	3402
SYBEANIDR	18 JAN 2019	3381	3332	3356	3370	3394	3408
SYOREF	20 DEC 2018	744.4	742.5	743.4	745.0	745.9	747.5
SYOREF	18 JAN 2019	742.8	740.5	741.6	743.7	744.8	746.9
COCUDAKL	20 DEC 2018	1950	1928	1939	1946	1957	1963
COCUDAKL	18 JAN 2019	1920	1901	1911	1924	1934	1947
JEERAUNJHA	20 DEC 2018	18375	18315	18345	18375	18405	18435
JEERAUNJHA	18 JAN 2019	18550	18403	18477	18598	18672	18793
TMCFRGNZM	20 DEC 2018	6000	5916	5958	6022	6064	6128
TMCFRGNZM	16 APR 2019	6550	6498	6524	6566	6592	6634
DHANIYA	18 JAN 2019	6681	6542	6611	6651	6720	6760
DHANIYA	20 DEC 2018	6600	6587	6593	6607	6613	6627
COTTON	31 JAN 2019	22310	22183	22247	22353	22417	22523
COTTON	31 DEC 2018	22070	21957	22013	22107	22163	22257

### TEAM

ANALYST	DESIGNATION	EMAIL	TELEPHONE
Aditya Agarwal	Head – Technical Research	<a href="mailto:aditya@way2wealth.com">aditya@way2wealth.com</a>	+91 22-61462955
Harish Jujarey	Sr. Technical Analyst – Forex & Commodity	<a href="mailto:harishjujarey@way2wealth.com">harishjujarey@way2wealth.com</a>	+91 22-61462952
Mohit Agarwal	Technical Analyst – Forex & Commodity	<a href="mailto:mohitk@way2wealth.com">mohitk@way2wealth.com</a>	+91 22-61462954
Monil Shah, CMT	Technical Analyst – Equity & Forex	<a href="mailto:monilshah@way2wealth.com">monilshah@way2wealth.com</a>	+91 22-61462980

### Disclaimer

**Analyst Certification:** I, Mohit Agarwal, the research analyst and author of this report, hereby certify that the views expressed in this research report accurately reflect our personal views about the subject securities, issuers, products, sectors or industries. It is also certified that no part of the compensation of the analyst(s) was, is, or will be directly or indirectly related to the inclusion of specific recommendations or views in this research. The analyst(s), principally responsible for the preparation of this research report, receives compensation based on overall revenues of the company (Way2Wealth Brokers Private Limited, hereinafter referred to as Way2Wealth) and has taken reasonable care to achieve and maintain independence and objectivity in making any recommendations.

It is confirmed that Mohit Agarwal, the author of this report has not received any compensation from the companies mentioned in the report in the preceding 12 months. Our research professionals are paid in part based on the profitability of Way2Wealth, which include earnings from other business. Neither Way2Wealth nor its directors, employees, agents or representatives shall be liable for any damages whether direct or indirect, incidental, special or consequential including lost revenue or lost profits that may arise from or in connection with the use of the information contained in this report.

This report is for the personal information of the authorized recipient and does not construe to be any investment, legal or taxation advice to you. Way2Wealth is not soliciting any action based upon it. Nothing in this research shall be construed as a solicitation to buy or sell any security or product, or to engage in or refrain from engaging in any such transaction. The contents of this material are general and are neither comprehensive nor appropriate for every individual and are solely for the informational purposes of the readers. This material does not take into account the specific objectives, financial situation or needs of an individual/s or a Corporate/s or any entity/s.

This research has been prepared for the general use of the clients of the Way2Wealth and must not be copied, either in whole or in part, or distributed or redistributed to any other person in any form. If you are not the intended recipient you must not use or disclose the information in this research in any way. Though disseminated to all the customers simultaneously, not all customers may receive this report at the same time. Way2Wealth will not treat recipients as customers by virtue of their receiving this report. The distribution of this document in other jurisdictions may be restricted by the law applicable in the relevant jurisdictions and persons into whose possession this document comes should inform themselves about, and observe any such restrictions.

The report is based upon information obtained from sources believed to be reliable, but we do not make any representation or warranty that it is accurate, complete or up to date and it should not be relied upon as such. Way2Wealth or any of its affiliates or employees makes no warranties, either express or implied of any kind regarding any matter pertaining to this report, including, but not limited to warranties of suitability, fitness for a particular purpose, accuracy, timeliness, completeness or non-infringement. We accept no obligation to correct or update the information or opinions in it. Way2Wealth or any of its affiliates or employees shall not be in any way responsible for any loss or damage that may arise to any person from any inadvertent error in the information contained in this report. The recipients of this report should rely on their own investigations. In no event shall Way2Wealth be liable for any damages of any kind, including, but not limited to, indirect, special, incidental, consequential, punitive, lost profits, or lost opportunity, whether or not Way2Wealth has advised of the possibility of such damages.

This material contains statements that are forward-looking; such statements are based upon the current beliefs and expectations and are subject to significant risks and uncertainties. Actual results may differ from those set forth in the forward-looking statements. These uncertainties include but are not limited to: the risk of adverse movements or volatility in the securities markets or in interest or foreign exchange rates or indices; adverse impact from an economic slowdown; downturn in domestic or foreign securities and trading conditions or markets; increased competition; unfavourable political and diplomatic developments; change in the governmental or regulatory policies; failure of a corporate event and such others. This is not an offer to buy or sell or a solicitation of an offer to buy or sell any security or instrument or to participate in any particular trading strategy. No part of this material may be copied or duplicated in any form by any means or redistributed without the written consent of Way2Wealth. In no event shall any reader publish, retransmit, redistribute or otherwise reproduce any information provided by Way2Wealth in any format to anyone. Way2Wealth and its affiliates, officers, directors and employees including persons involved in the preparation or issuance of this report may from time to time have interest in securities / positions, financial or otherwise in the securities related to the information contained in this report.