

MCX COPPER FEB



- Copper prices opened slightly higher with gap in the last session and prices fell gradually for first half of the session till low of 437.10. Later prices rose strongly for the remaining session till high of 447.80.
- Prices have broken out from its short term declining trend channel pattern and closed above the same in the last session.
- Prices are expected to rise further from these levels towards immediate resistance placed around its short term declining trend line currently near 455 level.
- On the lower side immediate supports are placed around 444 and 437 levels.

Today's Actionable

Commodity	Expiry	Action	Entry	Target	Stop loss
Copper	Feb	Buy	Around 444	455	437
Cotton	Dec	Buy	Around 22100	22800	21650
Chana	Jan	Sell	Around 4530	4450	4570

MCX

Commodity	Expiry	Close (Rs)	Change	% Change
GOLD	05 FEB 2019	31935	-93	-0.29
SILVER	05 MAR 2019	38331	-38	-0.1
COPPER	28 FEB 2019	446.2	5.65	1.28
CRUDEOIL	18 DEC 2018	3754	-12	-0.32
ZINC	31 DEC 2018	190.75	1.05	0.55
LEAD	31 DEC 2018	143.05	1.4	0.99
ALUMINIUM	31 DEC 2018	139.95	-0.7	-0.5
NICKEL	31 DEC 2018	777.1	-5.3	-0.68
NATURALGAS	26 DEC 2018	318.3	-15.5	-4.64
MENTHAOIL	31 DEC 2018	1543.8	19	1.25

NCDEX

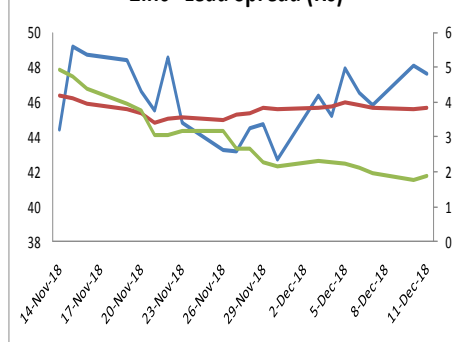
Commodity	Expiry	Close (Rs)	Change	% Change
GUARGUM5	20 DEC 2018	8730	-24	-0.27
GUARSEED10	20 DEC 2018	4340	-35	-0.8
CHANA	20 DEC 2018	4388	-67	-1.5
CASTOR	20 DEC 2018	5450	-42	-0.76
RMSEED	20 DEC 2018	4058	-31	-0.76
SYBEANIDR	20 DEC 2018	3308	1	0.03
SYOREF	20 DEC 2018	742.5	-2.05	-0.28
JEERAUNJHA	20 DEC 2018	18375	-165	-0.89
TMCFGRNZM	20 DEC 2018	6022	-155	-0.82
COCUDAKL	20 DEC 2018	1955	-64	-1.05

International Prices

Exchange	Commodity	Close (\$)	Change	% Change
Comex	Gold	1248.4	-1	-0.08%
Comex	Silver	14.65	0.045	0.31%
Nymex	Crude Oil WTI	51.82	0.82	1.61%
ICE	Brent Oil	60.59	0.62	1.03%
Nymex	Natural Gas	4.429	-0.116	-2.55%
LME	Copper	6153	56	0.92%
LME	Lead	1975	20.5	1.05%
LME	Zinc	2600.5	26.5	1.03%
LME	Aluminium	1938	0	0.00%
LME	Nickel	10745	-42.5	-0.39%

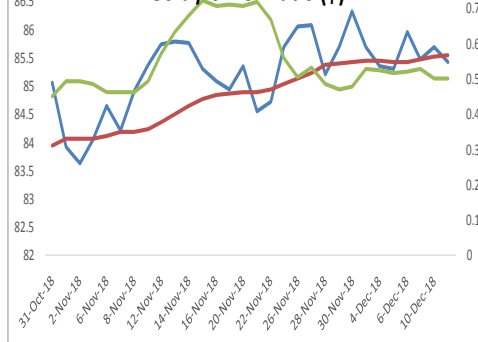
International closing prices at 23:45 IST

Zinc - Lead Spread (Rs)



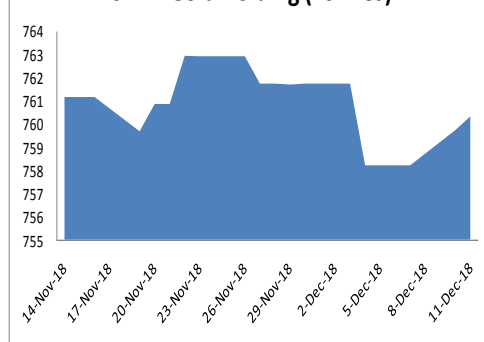
Spread — Spread Avg — STD —

Gold / Silver Ratio (\$)



Ratio — Ratio Avg — STD —

SPDR Gold holding (Tonnes)



ECONOMIC DATA & EVENTS					
TIME(IST)	COUNTRY	DATA & EVENTS	ACTUAL	FORECAST	PREVIOUS
Tentative	CN	New Loans	-	1,200.0B	697.0B
3:30 PM	EU	Industrial Production (MoM) (Oct)	-	0.2%	-0.3%
7:00 PM	US	Core CPI (MoM) (Nov)	-	0.2%	0.2%
7:00 PM	US	Core CPI (YoY) (Nov)	-	2.2%	2.1%
7:00 PM	US	CPI (MoM) (Nov)	-	0.0%	0.3%
9:00 PM	US	Crude Oil Inventories	-	-2.940M	-7.323M

DAILY PIVOT LEVELS							
Symbol	Expiry	LTP	S2	S1	Pivot	R1	R2
GOLD	05 FEB 2019	31935	31640	31787	31888	32035	32136
SILVER	05 MAR 2019	38331	37776	38053	38357	38634	38938
COPPER	28 FEB 2019	446.2	433.0	439.6	443.7	450.3	454.4
CRUDEOIL	18 DEC 2018	3754	3593	3673	3737	3817	3881
ZINC	31 DEC 2018	190.8	186.5	188.6	190.3	192.4	194.1
LEAD	31 DEC 2018	143.1	140.1	141.6	142.4	143.9	144.8
ALUMINIUM	31 DEC 2018	140.0	136.9	138.4	140.7	142.3	144.6
NICKEL	31 DEC 2018	777.1	763.0	770.1	780.5	787.6	798.0
NATURALGAS	26 DEC 2018	318.3	305.7	312.0	320.8	327.1	335.9
MENTHAOIL	31 DEC 2018	1543.8	1518.1	1530.9	1548.0	1560.8	1577.9
GUARGUM5	20 DEC 2018	8730	8638	8684	8767	8813	8896
GUARGUM5	18 JAN 2019	8856	8735	8795	8882	8942	9029
GUARSEED10	20 DEC 2018	4340	4292	4316	4364	4388	4435
GUARSEED10	18 JAN 2019	4407	4371	4389	4417	4435	4463
CHANA	20 DEC 2018	4388	4303	4345	4408	4450	4513
CHANA	18 JAN 2019	4492	4412	4452	4510	4550	4608
CASTOR	20 DEC 2018	5450	5365	5407	5469	5511	5573
CASTOR	18 JAN 2019	5560	5445	5503	5565	5623	5685
RMSEED	20 DEC 2018	4058	4021	4039	4070	4088	4119
RMSEED	18 JAN 2019	3991	3942	3966	4016	4040	4090
SYBEANIDR	20 DEC 2018	3308	3271	3290	3315	3334	3359
SYBEANIDR	18 JAN 2019	3343	3312	3327	3354	3369	3396
SYOREF	20 DEC 2018	743.2	741.4	742.3	743.3	744.2	745.3
SYOREF	18 JAN 2019	742.5	740.4	741.5	742.2	743.3	744.0
COCUDAKL	20 DEC 2018	1955	1925	1940	1957	1972	1988
COCUDAKL	18 JAN 2019	1925	1898	1912	1933	1947	1968
JEERAUNJHA	20 DEC 2018	18375	18108	18242	18383	18517	18658
JEERAUNJHA	18 JAN 2019	18685	18448	18567	18723	18842	18998
TMCFRGNZM	20 DEC 2018	6022	5923	5973	6027	6077	6131
TMCFRGNZM	16 APR 2019	6572	6480	6526	6568	6614	6656
DHANIYA	18 JAN 2019	6607	6462	6535	6637	6710	6812
DHANIYA	20 DEC 2018	6587	6465	6526	6613	6674	6761
COTTON	31 JAN 2019	22460	22220	22340	22440	22560	22660
COTTON	31 DEC 2018	22220	21967	22093	22197	22323	22427

TEAM

ANALYST	DESIGNATION	EMAIL	TELEPHONE
Aditya Agarwal	Head – Technical Research	aditya@way2wealth.com	+91 22-61462955
Harish Jujarey	Sr. Technical Analyst – Forex & Commodity	harishjujarey@way2wealth.com	+91 22-61462952
Mohit Agarwal	Technical Analyst – Forex & Commodity	mohitk@way2wealth.com	+91 22-61462954
Monil Shah, CMT	Technical Analyst – Equity & Forex	monilshah@way2wealth.com	+91 22-61462980

Disclaimer

Analyst Certification: I, Mohit Agarwal, the research analyst and author of this report, hereby certify that the views expressed in this research report accurately reflect our personal views about the subject securities, issuers, products, sectors or industries. It is also certified that no part of the compensation of the analyst(s) was, is, or will be directly or indirectly related to the inclusion of specific recommendations or views in this research. The analyst(s), principally responsible for the preparation of this research report, receives compensation based on overall revenues of the company (Way2Wealth Brokers Private Limited, hereinafter referred to as Way2Wealth) and has taken reasonable care to achieve and maintain independence and objectivity in making any recommendations.

It is confirmed that Mohit Agarwal, the author of this report has not received any compensation from the companies mentioned in the report in the preceding 12 months. Our research professionals are paid in part based on the profitability of Way2Wealth, which include earnings from other business. Neither Way2Wealth nor its directors, employees, agents or representatives shall be liable for any damages whether direct or indirect, incidental, special or consequential including lost revenue or lost profits that may arise from or in connection with the use of the information contained in this report.

This report is for the personal information of the authorized recipient and does not construe to be any investment, legal or taxation advice to you. Way2Wealth is not soliciting any action based upon it. Nothing in this research shall be construed as a solicitation to buy or sell any security or product, or to engage in or refrain from engaging in any such transaction. The contents of this material are general and are neither comprehensive nor appropriate for every individual and are solely for the informational purposes of the readers. This material does not take into account the specific objectives, financial situation or needs of an individual/s or a Corporate/s or any entity/s.

This research has been prepared for the general use of the clients of the Way2Wealth and must not be copied, either in whole or in part, or distributed or redistributed to any other person in any form. If you are not the intended recipient you must not use or disclose the information in this research in any way. Though disseminated to all the customers simultaneously, not all customers may receive this report at the same time. Way2Wealth will not treat recipients as customers by virtue of their receiving this report. The distribution of this document in other jurisdictions may be restricted by the law applicable in the relevant jurisdictions and persons into whose possession this document comes should inform themselves about, and observe any such restrictions.

The report is based upon information obtained from sources believed to be reliable, but we do not make any representation or warranty that it is accurate, complete or up to date and it should not be relied upon as such. Way2Wealth or any of its affiliates or employees makes no warranties, either express or implied of any kind regarding any matter pertaining to this report, including, but not limited to warranties of suitability, fitness for a particular purpose, accuracy, timeliness, completeness or non-infringement. We accept no obligation to correct or update the information or opinions in it. Way2Wealth or any of its affiliates or employees shall not be in any way responsible for any loss or damage that may arise to any person from any inadvertent error in the information contained in this report. The recipients of this report should rely on their own investigations. In no event shall Way2Wealth be liable for any damages of any kind, including, but not limited to, indirect, special, incidental, consequential, punitive, lost profits, or lost opportunity, whether or not Way2Wealth has advised of the possibility of such damages.

This material contains statements that are forward-looking; such statements are based upon the current beliefs and expectations and are subject to significant risks and uncertainties. Actual results may differ from those set forth in the forward-looking statements. These uncertainties include but are not limited to: the risk of adverse movements or volatility in the securities markets or in interest or foreign exchange rates or indices; adverse impact from an economic slowdown; downturn in domestic or foreign securities and trading conditions or markets; increased competition; unfavourable political and diplomatic developments; change in the governmental or regulatory policies; failure of a corporate event and such others. This is not an offer to buy or sell or a solicitation of an offer to buy or sell any security or instrument or to participate in any particular trading strategy. No part of this material may be copied or duplicated in any form by any means or redistributed without the written consent of Way2Wealth. In no event shall any reader publish, retransmit, redistribute or otherwise reproduce any information provided by Way2Wealth in any format to anyone. Way2Wealth and its affiliates, officers, directors and employees including persons involved in the preparation or issuance of this report may from time to time have interest in securities / positions, financial or otherwise in the securities related to the information contained in this report.