

NCDEX CASTORSEED FEB



- In the mid of December 2020 Castor Seed formed a low near 4300 levels and since then slowly and steadily it is moving higher from last 2 weeks. This is indicating towards potential reversal on upside.
- The above daily chart shows that prices have taken support around the upward moving blue trendline which is connecting the prior lows. Recent up move has made higher high higher low formation and has broken the downward moving red channel. The recent Gap area near 4420 level is protected from last 2 days which is positive sign. Prices are now at the upper Bollinger bands and close above upper band will suggests that upside is continuing towards prior swing high near 4750 levels. MACD is showing positive crossover and now pick up in momentum is awaited.
- In short, Castor Seed February can move higher in coming trading sessions as long as 4400 & 4340 is intact on downside. On upside it can move higher towards 4600 followed by 4750 levels.

Today's Actionable

Commodity	Expiry	Action	Entry	Target	Stop loss
Crude Oil	Jan	Sell	Around 3880	3770	3960
Aluminium	Jan	Sell	Around 164.50	162.20	166.10
Silver	Mar	Sell	Around 66300	64500	67500

MCX

Commodity	Expiry	Close (Rs)	Change	% Change
GOLD	05 FEB 2021	49305	260	0.53
SILVER	05 MAR 2021	66021	115	0.17
CRUDEOIL	19 JAN 2021	3871	-15	-0.39
NATURALGAS	25 JAN 2021	200.3	-6.9	-3.33
COPPER	29 JAN 2021	610.8	-0.15	-0.02
NICKEL	29 JAN 2021	1284.4	-3.1	-0.24
ALUMINIUM	29 JAN 2021	164.1	-0.7	-0.42
LEAD	29 JAN 2021	166	6.75	4.24
ZINC	29 JAN 2021	218.65	-0.35	-0.16
COTTON	29 JAN 2021	21360	290	1.38

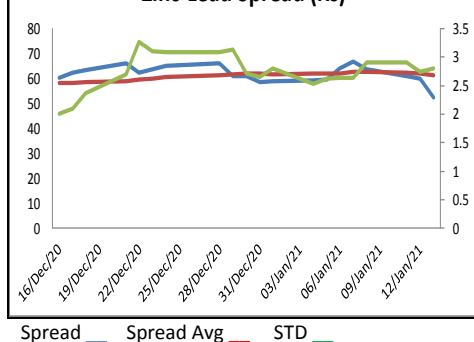
NCDEX

Commodity	Expiry	Close (Rs)	Change	% Change
GUARGUM5	20 JAN 2021	6027	39	0.65
GUARSEED10	20 JAN 2021	3905	23	0.59
CHANA	20 JAN 2021	4412	-37	-0.83
CASTOR	20 JAN 2021	4422	8	0.18
RMSEED	20 JAN 2021	6221	-84	-1.33
SYBEANIDR	20 JAN 2021	4689	52	1.12
SYOREF	20 JAN 2021	1156.1	-17.4	-1.48
COCUDAKL	20 JAN 2021	2035	13	0.64
JEERAUNJHA	20 JAN 2021	12855	65	0.51
TMCFCGRNZM	20 APR 2021	6076	-146	-2.35

GLOBAL

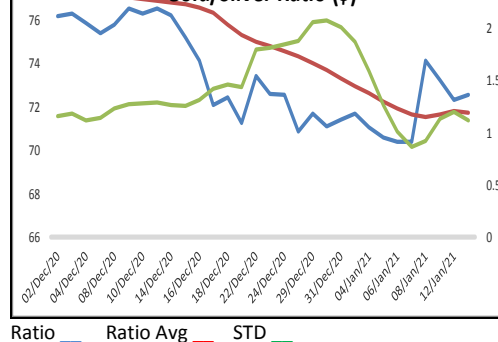
Exchange	Commodity	Close (\$)	Change	% Change
Comex	Gold	1,858.75	14.55	0.79%
Comex	Silver	25.62	0.19	0.74%
Nymex	Crude Oil WTI	52.94	-0.27	-0.51%
ICE	Brent Oil	56.04	-0.54	-0.95%
Nymex	Natural Gas	2.74	-0.01	-0.33%
LME	Copper	7,983.50	-21.25	-0.27%
LME	Nickel	17,712.50	40.00	0.23%
LME	Aluminium	2,014.50	-10.75	-0.53%
LME	Lead	2,051.75	22.50	1.11%
LME	Zinc	2,776.00	-9.00	-0.32%

Zinc-Lead Spread (Rs)



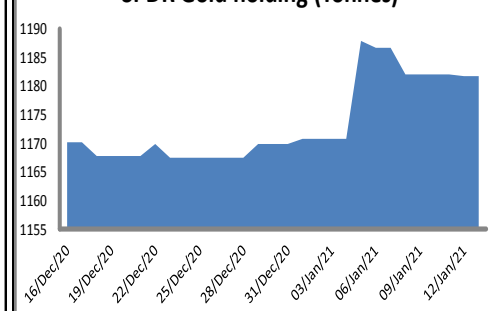
Spread — Spread Avg — STD —

Gold/Silver Ratio (\$)



Ratio — Ratio Avg — STD —

SPDR Gold holding (Tonnes)



ECONOMIC DATA & EVENTS						
TIME(IST)	COUNTRY	DATA & EVENTS	ACTUAL	FORECAST	PREVIOUS	
12:00 PM	IN	WPI Inflation (YoY) (Dec)	-	1.30%	1.55%	
7:00 PM	US	Continuing Jobless Claims	-	-	5,072K	
7:00 PM	US	Export Price Index (MoM) (Dec)	-	-	0.60%	
7:00 PM	US	Import Price Index (MoM) (Dec)	-	-	0.10%	
7:00 PM	US	Initial Jobless Claims	-	780K	787K	
9:00 PM	US	Natural Gas Storage	-	-	-130B	
11:00 PM	US	Fed Chair Powell Speaks	-	-	-	
-	-	-	-	-	-	
-	-	-	-	-	-	
DAILY PIVOT LEVELS						
Symbol	Expiry	LTP	S2	S1	Pivot	R1 R2
GOLD	INTL. SPOT (\$)	1856	1842	1849	1856	1863 1870
GOLD	05 FEB 2021	49305	48977	49141	49294	49458 49611
SILVER	INTL. SPOT (\$)	25.48	24.85	25.17	25.42	25.74 26.00
SILVER	05 MAR 2021	66021	64564	65293	65896	66625 67228
CRUDEOIL	19 JAN 2021	3871	3773	3822	3899	3948 4025
NATURALGAS	25 JAN 2021	200.3	193.2	196.7	201.9	205.4 210.6
COPPER	29 JAN 2021	610.8	604.9	607.9	612.1	615.1 619.3
NICKEL	29 JAN 2021	1284.4	1258.7	1271.5	1286.8	1299.6 1314.9
ALUMINIUM	29 JAN 2021	164.1	162.9	163.5	164.1	164.7 165.4
LEAD	29 JAN 2021	166.0	156.8	161.4	163.9	168.5 171.0
ZINC	29 JAN 2021	218.7	217.0	217.8	219.0	219.9 221.1
COTTON	29 JAN 2021	21360	21113	21237	21343	21467 21573
MENTHAOIL	29 JAN 2021	993.5	986.8	990.1	993.6	996.9 1000.4
CPO	29 JAN 2021	976.6	964.2	970.4	981.5	987.7 998.8
CPO	26 FEB 2021	972.0	958.8	965.4	977.6	984.2 996.4
GUARGUM5	20 JAN 2021	6027	5889	5958	6049	6118 6209
GUARGUM5	19 FEB 2021	6097	5957	6027	6120	6190 6283
GUARSEED10	20 JAN 2021	3905	3846	3875	3908	3937 3970
GUARSEED10	19 FEB 2021	3944	3887	3915	3952	3980 4017
CHANA	20 JAN 2021	4412	4370	4391	4431	4452 4492
CHANA	19 MAR 2021	4469	4401	4435	4490	4524 4579
CASTOR	20 JAN 2021	4422	4394	4408	4422	4436 4450
CASTOR	19 FEB 2021	4480	4440	4460	4476	4496 4512
RMSEED	20 JAN 2021	6221	6084	6153	6248	6317 6412
RMSEED	19 FEB 2021	5717	5584	5651	5757	5824 5930
SYBEANIDR	20 JAN 2021	4689	4607	4648	4691	4732 4775
SYBEANIDR	19 FEB 2021	4691	4634	4662	4704	4732 4774
SYOREF	20 JAN 2021	1156.1	1136.3	1146.2	1165.0	1174.9 1193.7
SYOREF	19 FEB 2021	1145.7	1121.9	1133.8	1155.4	1167.3 1188.9
COCUDAKL	20 JAN 2021	2035	2012	2023	2034	2045 2056
COCUDAKL	19 FEB 2021	2059	2030	2045	2057	2072 2084
JEERAUNJHA	20 JAN 2021	12855	12728	12792	12858	12922 12988
JEERAUNJHA	19 MAR 2021	13155	13035	13095	13190	13250 13345
TMCFGRNZM	20 APR 2021	6076	5952	6014	6122	6184 6292
TMCFGRNZM	20 MAY 2021	6140	6112	6126	6144	6158 6176

TEAM

ANALYST	DESIGNATION	EMAIL	TELEPHONE
Monil Shah, CMT	AVP – Technical Analyst – Equity & Forex	monilshah@way2wealth.com	+9122-61462980
Harish Jujarey	Sr. Technical Analyst – Equity, Commodity & Forex	harishjujarey@way2wealth.com	+9122-61462981
Rakesh Gandhi	Technical Analyst – Forex & Commodity	rakeshgandhi@way2wealth.com	+9122-61462982

Disclaimer

Analyst Certification: I, Rakesh Gandhi, the research analyst and author of this report, hereby certify that the views expressed in this research report accurately reflect our personal views about the subject securities, issuers, products, sectors or industries. It is also certified that no part of the compensation of the analyst(s) was, is, or will be directly or indirectly related to the inclusion of specific recommendations or views in this research. The analyst(s), principally responsible for the preparation of this research report, receives compensation based on overall revenues of the company (Way2Wealth Brokers Private Limited, hereinafter referred to as Way2Wealth) and has taken reasonable care to achieve and maintain independence and objectivity in making any recommendations.

It is confirmed that Rakesh Gandhi, the author of this report has not received any compensation from the companies mentioned in the report in the preceding 12 months. Our research professionals are paid in part based on the profitability of Way2Wealth, which include earnings from other business. Neither Way2Wealth nor its directors, employees, agents or representatives shall be liable for any damages whether direct or indirect, incidental, special or consequential including lost revenue or lost profits that may arise from or in connection with the use of the information contained in this report.

This report is for the personal information of the authorized recipient and does not construe to be any investment, legal or taxation advice to you. Way2Wealth is not soliciting any action based upon it. Nothing in this research shall be construed as a solicitation to buy or sell any security or product, or to engage in or refrain from engaging in any such transaction. The contents of this material are general and are neither comprehensive nor appropriate for every individual and are solely for the informational purposes of the readers. This material does not take into account the specific objectives, financial situation or needs of an individual/s or a Corporate/s or any entity/s.

This research has been prepared for the general use of the clients of the Way2Wealth and must not be copied, either in whole or in part, or distributed or redistributed to any other person in any form. If you are not the intended recipient you must not use or disclose the information in this research in any way. Though disseminated to all the customers simultaneously, not all customers may receive this report at the same time. Way2Wealth will not treat recipients as customers by virtue of their receiving this report. The distribution of this document in other jurisdictions may be restricted by the law applicable in the relevant jurisdictions and persons into whose possession this document comes should inform themselves about, and observe any such restrictions.

The report is based upon information obtained from sources believed to be reliable, but we do not make any representation or warranty that it is accurate, complete or up to date and it should not be relied upon as such. Way2Wealth or any of its affiliates or employees makes no warranties, either express or implied of any kind regarding any matter pertaining to this report, including, but not limited to warranties of suitability, fitness for a particular purpose, accuracy, timeliness, completeness or non-infringement. We accept no obligation to correct or update the information or opinions in it. Way2Wealth or any of its affiliates or employees shall not be in any way responsible for any loss or damage that may arise to any person from any inadvertent error in the information contained in this report. The recipients of this report should rely on their own investigations. In no event shall Way2Wealth be liable for any damages of any kind, including, but not limited to, indirect, special, incidental, consequential, punitive, lost profits, or lost opportunity, whether or not Way2Wealth has advised of the possibility of such damages.

This material contains statements that are forward-looking; such statements are based upon the current beliefs and expectations and are subject to significant risks and uncertainties. Actual results may differ from those set forth in the forward-looking statements. These uncertainties include but are not limited to: the risk of adverse movements or volatility in the securities markets or in interest or foreign exchange rates or indices; adverse impact from an economic slowdown; downturn in domestic or foreign securities and trading conditions or markets; increased competition; unfavourable political and diplomatic developments; change in the governmental or regulatory policies; failure of a corporate event and such others. This is not an offer to buy or sell or a solicitation of an offer to buy or sell any security or instrument or to participate in any particular trading strategy. No part of this material may be copied or duplicated in any form by any means or redistributed without the written consent of Way2Wealth. In no event shall any reader publish, retransmit, redistribute or otherwise reproduce any information provided by Way2Wealth in any format to anyone. Way2Wealth and its affiliates, officers, directors and employees including persons involved in the preparation or issuance of this report may from time to time have interest in securities / positions, financial or otherwise in the securities related to the information contained in this report.