

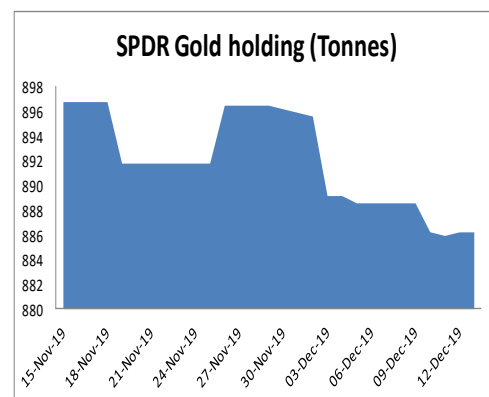
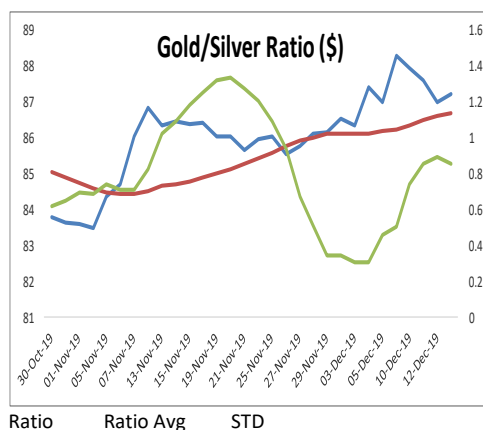
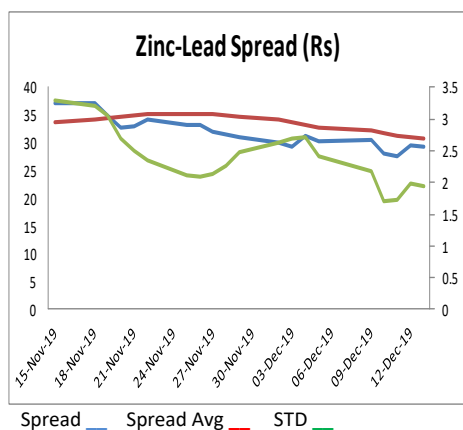
### MCX NICKEL DEC



- Nickel prices opened slightly higher in the last session and prices rose further for most of the session till high of 1035.50.
- Prices have been recovering gradually since last few sessions after taking strong support at its medium term rising trend line coinciding with its previous swing high of 969.
- MACD (12,26,9) has also given a positive crossover on the daily chart.
- Therefore, prices are expected to recover further from these levels towards immediate resistance placed around 1060 level.
- On the lower side, immediate supports are placed around 1021 and 1004 levels. Buying on minor pullbacks is recommended in Nickel for the day.

### Today's Actionable

Commodity	Expiry	Action	Entry	Target	Stop loss
Nickel	Dec	Buy	Around 1021	1060	1004
Guar seed	Jan	Sell	Around 3984	3910	4034
Kapas	Apr	Buy	Around 1093	1117	1077



### MCX

Commodity	Expiry	Close (Rs)	Change	% Change
GOLD	05 FEB 2020	37773	229	0.61
SILVER	05 MAR 2020	44126	200	0.46
COPPER	31 DEC 2019	440	-1.95	-0.44
CRUDEOIL	18 DEC 2019	4241	41	0.98
ZINC	31 DEC 2019	181.6	-1.1	-0.6
LEAD	31 DEC 2019	152.25	-0.95	-0.62
ALUMINIUM	31 DEC 2019	132.95	-0.55	-0.41
NICKEL	31 DEC 2019	1032.6	11.9	1.17
NATURALGAS	26 DEC 2019	162.8	-0.5	-0.31
MENTHAOIL	31 DEC 2019	1307.4	6	0.46

### NCDEX

Commodity	Expiry	Close (Rs)	Change	% Change
GUARGUM5	20 JAN 2020	7183	-67	-0.92
GUARSEED10	20 JAN 2020	3972	-30	-0.75
CHANA	20 JAN 2020	4387	24	0.55
CASTOR	20 JAN 2020	4266	-16	-0.37
RMSEED	20 JAN 2020	4474	6	0.13
SYBEANIDR	20 JAN 2020	4208	-58	-1.36
SYOREF	20 JAN 2020	865.8	1.4	0.16
JEERAUNJHA	20 JAN 2020	15815	-5	-0.03
TMCFGRNZM	20 MAR 2020	6184	-94	-1.5
COCUDAKL	20 JAN 2020	2059	18	0.88

### GLOBAL

Exchange	Commodity	Close (\$)	Change	% Change
Comex	Gold	1,480.55	8.25	0.56%
Comex	Silver	17.008	0.059	0.35%
Nymex	Crude Oil WTI	59.91	0.73	1.23%
ICE	Brent Oil	65.08	0.88	1.37%
Nymex	Natural Gas	2.295	-0.033	-1.42%
LME	Copper	6,138.25	-23.25	-0.38%
LME	Lead	1,905.00	-23	-1.19%
LME	Zinc	2,255.50	-5.25	-0.23%
LME	Aluminium	1,767.25	-4.75	-0.27%
LME	Nickel	14,215.00	202.5	1.45%

ECONOMIC DATA & EVENTS					
TIME(IST)	COUNTRY	DATA & EVENTS	ACTUAL	FORECAST	PREVIOUS
7:30 AM	CN	Fixed Asset Investment (YoY) (Nov)	-	5.2%	5.2%
7:30 AM	CN	Industrial Production (YoY) (Nov)	-	5.0%	4.7%
7:00 PM	US	NY Empire State Manufacturing Index (Dec)	-	4.0	2.9
8:15 PM	US	Manufacturing PMI (Dec)	-	52.6	52.6
8:15 PM	US	Services PMI (Dec)	-	52.0	51.6
-	-	-	-	-	-
-	-	-	-	-	-
-	-	-	-	-	-
-	-	-	-	-	-

DAILY PIVOT LEVELS							
Symbol	Expiry	LTP	S2	S1	Pivot	R1	R2
GOLD	05 FEB 2020	37773	37319	37546	37693	37920	38067
SILVER	05 MAR 2020	44126	43635	43881	44125	44371	44615
COPPER	31 DEC 2019	440.0	434.7	437.4	441.4	444.0	448.0
CRUDEOIL	18 DEC 2019	4241	4157	4199	4236	4278	4315
ZINC	31 DEC 2019	181.6	179.3	180.5	182.5	183.6	185.6
LEAD	31 DEC 2019	152.3	150.9	151.6	152.8	153.4	154.6
ALUMINIUM	31 DEC 2019	133.0	131.8	132.4	133.3	133.9	134.9
NICKEL	31 DEC 2019	1032.6	1014.8	1023.7	1029.6	1038.5	1044.4
NATURALGAS	26 DEC 2019	162.8	157.3	160.0	162.6	165.3	167.9
MENTHAOIL	31 DEC 2019	1307.4	1297.5	1302.4	1307.2	1312.1	1316.9
GUARGUM5	20 JAN 2020	7183	7089	7136	7213	7260	7337
GUARGUM5	20 FEB 2020	7294	7204	7249	7317	7362	7430
GUARSEED10	20 JAN 2020	3972	3923	3947	3987	4011	4051
GUARSEED10	20 FEB 2020	4018	3977	3997	4031	4051	4085
CHANA	20 JAN 2020	4387	4336	4362	4378	4404	4420
CHANA	20 MAR 2020	4340	4312	4326	4335	4349	4358
CASTOR	20 JAN 2020	4266	4141	4203	4265	4327	4389
CASTOR	20 FEB 2020	4262	4161	4211	4265	4315	4369
RMSEED	20 JAN 2020	4474	4449	4462	4480	4493	4511
RMSEED	20 FEB 2020	4451	4412	4432	4443	4463	4474
SYBEANIDR	20 JAN 2020	4208	4100	4154	4242	4296	4384
SYBEANIDR	20 FEB 2020	4236	4121	4179	4269	4327	4417
SYOREF	20 JAN 2020	865.8	850.9	858.3	866.5	873.9	882.1
SYOREF	20 FEB 2020	859.8	844.2	852.0	861.0	868.8	877.8
COCUDAKL	20 JAN 2020	2059	2003	2031	2058	2086	2113
COCUDAKL	20 FEB 2020	2078	2029	2053	2078	2102	2127
JEERAUNJHA	20 JAN 2020	15815	15632	15723	15847	15938	16062
JEERAUNJHA	20 MAR 2020	15810	15670	15740	15835	15905	16000
TMCFRGNZM	20 MAR 2020	6184	6069	6127	6217	6275	6365
TMCFRGNZM	20 APR 2020	6164	6061	6113	6161	6213	6261
DHANIYA	20 APR 2020	6846	6749	6797	6874	6922	6999
DHANIYA	20 JAN 2020	6540	6393	6467	6583	6657	6773
COTTON	31 JAN 2020	19370	19190	19280	19370	19460	19550
COTTON	31 DEC 2019	19180	19007	19093	19197	19283	19387

### TEAM

ANALYST	DESIGNATION	EMAIL	TELEPHONE
Monil Shah, CMT	Sr. Technical Analyst – Equity & Forex	<a href="mailto:monilshah@way2wealth.com">monilshah@way2wealth.com</a>	+9122-61462980
Harish Jujarey	Sr. Technical Analyst – Equity, Forex & Commodity	<a href="mailto:harishjujarey@way2wealth.com">harishjujarey@way2wealth.com</a>	+9122-61462952
Mohit Agarwal	Technical Analyst – Forex & Commodity	<a href="mailto:mohitk@way2wealth.com">mohitk@way2wealth.com</a>	+9122-61462954

#### Disclaimer

**Analyst Certification:** I, Mohit Agarwal, the research analyst and author of this report, hereby certify that the views expressed in this research report accurately reflect our personal views about the subject securities, issuers, products, sectors or industries. It is also certified that no part of the compensation of the analyst(s) was, is, or will be directly or indirectly related to the inclusion of specific recommendations or views in this research. The analyst(s), principally responsible for the preparation of this research report, receives compensation based on overall revenues of the company (Way2Wealth Brokers Private Limited, hereinafter referred to as Way2Wealth) and has taken reasonable care to achieve and maintain independence and objectivity in making any recommendations.

It is confirmed that Mohit Agarwal, the author of this report has not received any compensation from the companies mentioned in the report in the preceding 12 months. Our research professionals are paid in part based on the profitability of Way2Wealth, which include earnings from other business. Neither Way2Wealth nor its directors, employees, agents or representatives shall be liable for any damages whether direct or indirect, incidental, special or consequential including lost revenue or lost profits that may arise from or in connection with the use of the information contained in this report.

This report is for the personal information of the authorized recipient and does not construe to be any investment, legal or taxation advice to you. Way2Wealth is not soliciting any action based upon it. Nothing in this research shall be construed as a solicitation to buy or sell any security or product, or to engage in or refrain from engaging in any such transaction. The contents of this material are general and are neither comprehensive nor appropriate for every individual and are solely for the informational purposes of the readers. This material does not take into account the specific objectives, financial situation or needs of an individual/s or a Corporate/s or any entity/s.

This research has been prepared for the general use of the clients of the Way2Wealth and must not be copied, either in whole or in part, or distributed or redistributed to any other person in any form. If you are not the intended recipient you must not use or disclose the information in this research in any way. Though disseminated to all the customers simultaneously, not all customers may receive this report at the same time. Way2Wealth will not treat recipients as customers by virtue of their receiving this report. The distribution of this document in other jurisdictions may be restricted by the law applicable in the relevant jurisdictions and persons into whose possession this document comes should inform themselves about, and observe any such restrictions.

The report is based upon information obtained from sources believed to be reliable, but we do not make any representation or warranty that it is accurate, complete or up to date and it should not be relied upon as such. Way2Wealth or any of its affiliates or employees makes no warranties, either express or implied of any kind regarding any matter pertaining to this report, including, but not limited to warranties of suitability, fitness for a particular purpose, accuracy, timeliness, completeness or non-infringement. We accept no obligation to correct or update the information or opinions in it. Way2Wealth or any of its affiliates or employees shall not be in any way responsible for any loss or damage that may arise to any person from any inadvertent error in the information contained in this report. The recipients of this report should rely on their own investigations. In no event shall Way2Wealth be liable for any damages of any kind, including, but not limited to, indirect, special, incidental, consequential, punitive, lost profits, or lost opportunity, whether or not Way2Wealth has advised of the possibility of such damages.

This material contains statements that are forward-looking; such statements are based upon the current beliefs and expectations and are subject to significant risks and uncertainties. Actual results may differ from those set forth in the forward-looking statements. These uncertainties include but are not limited to: the risk of adverse movements or volatility in the securities markets or in interest or foreign exchange rates or indices; adverse impact from an economic slowdown; downturn in domestic or foreign securities and trading conditions or markets; increased competition; unfavourable political and diplomatic developments; change in the governmental or regulatory policies; failure of a corporate event and such others. This is not an offer to buy or sell or a solicitation of an offer to buy or sell any security or instrument or to participate in any particular trading strategy. No part of this material may be copied or duplicated in any form by any means or redistributed without the written consent of Way2Wealth. In no event shall any reader publish, retransmit, redistribute or otherwise reproduce any information provided by Way2Wealth in any format to anyone. Way2Wealth and its affiliates, officers, directors and employees including persons involved in the preparation or issuance of this report may from time to time have interest in securities / positions, financial or otherwise in the securities related to the information contained in this report.