

### MCX SILVER MARCH



- Bullions came under pressure in last few days on back of rising US Dollar index as well as sharp rally witnessed in US 10 Years yields. In the session of 8<sup>th</sup> Jan 2021 prices fell sharply from 70000 to 63719 levels and post that it has been moving in a sideways to positive action which is retracing the recent downfall.
- The above daily chart shows that prices found resistance of the Expanding Triangle trendline and formed double top near 71500 levels. Currently it has taken support around 100 days EMA and slowly retracing on upside. The recent trend will remain will negative as long as 67850 followed by 71600 level is intact on upside. On downside break below 62390 level will suggest that move towards 60000 might be possible where trendline support is placed.
- In short, Silver March near term trend looks with resistance at 67850 levels. Move below recent low of 63600 can take prices towards 62390 followed by 60000 levels.

### Today's Actionable

Commodity	Expiry	Action	Entry	Target	Stop loss
Castor Seed	Feb	Buy	Around 4450	4530	4400
Lead	Jan	Buy	Around 165.00	167.00	163.80
Crude Oil	Jan	Sell	Around 3880	3800	3930

### MCX

Commodity	Expiry	Close (Rs)	Change	% Change
GOLD	05 FEB 2021	49221	-84	-0.17
SILVER	05 MAR 2021	66683	662	1
CRUDEOIL	19 JAN 2021	3899	28	0.72
NATURALGAS	25 JAN 2021	197.6	-2.7	-1.35
COPPER	29 JAN 2021	615.2	4.4	0.72
NICKEL	29 JAN 2021	1332.2	47.8	3.72
ALUMINIUM	29 JAN 2021	163.6	-0.5	-0.3
LEAD	29 JAN 2021	166	0	0
ZINC	29 JAN 2021	217.55	-1.1	-0.5
COTTON	29 JAN 2021	21260	-100	-0.47

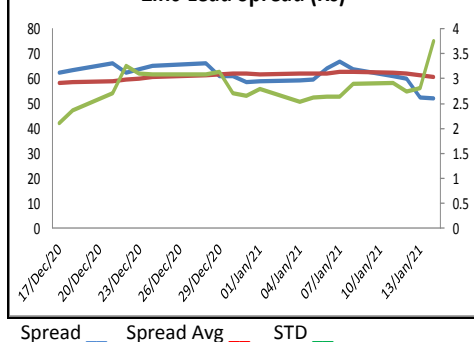
### NCDEX

Commodity	Expiry	Close (Rs)	Change	% Change
GUARGUM5	20 JAN 2021	6014	-13	-0.22
GUARSEED10	20 JAN 2021	3914	9	0.23
CHANA	20 JAN 2021	4420	8	0.18
CASTOR	20 JAN 2021	4424	2	0.05
RMSEED	20 JAN 2021	6082	-139	-2.23
SYBEANIDR	20 JAN 2021	4663	-26	-0.55
SYOREF	20 JAN 2021	1152.3	-3.8	-0.33
COCUDAKL	20 JAN 2021	2046	11	0.54
JEERAUNJHA	20 JAN 2021	12710	-145	-1.13
TMCFCGRNZM	20 APR 2021	6060	-16	-0.26

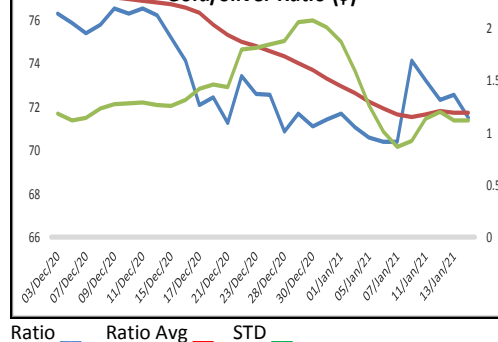
### GLOBAL

Exchange	Commodity	Close (\$)	Change	% Change
Comex	Gold	1,856.20	1.30	0.07%
Comex	Silver	25.96	0.39	1.51%
Nymex	Crude Oil WTI	53.26	0.35	0.66%
ICE	Brent Oil	56.17	0.11	0.20%
Nymex	Natural Gas	2.70	-0.02	-0.88%
LME	Copper	8,080.25	108.00	1.35%
LME	Nickel	18,367.50	687.50	3.89%
LME	Aluminium	2,009.75	-4.00	-0.20%
LME	Lead	2,027.50	-22.25	-1.09%
LME	Zinc	2,755.00	-15.00	-0.54%

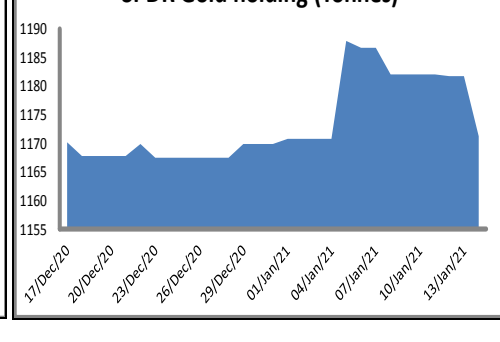
### Zinc-Lead Spread (Rs)



### Gold/Silver Ratio (\$)



### SPDR Gold holding (Tonnes)



ECONOMIC DATA & EVENTS					
TIME(IST)	COUNTRY	DATA & EVENTS	ACTUAL	FORECAST	PREVIOUS
12:30 PM	GB	Industrial Production (MoM) (Nov)	-	0.50%	1.30%
12:30 PM	GB	Manufacturing Production (MoM) (Nov)	-	0.90%	1.70%
7:00 PM	US	Core PPI (MoM) (Dec)	-	-	0.10%
7:00 PM	US	Core Retail Sales (MoM) (Dec)	-	-	-0.90%
7:00 PM	US	PPI (MoM) (Dec)	-	0.40%	0.10%
7:00 PM	US	Retail Sales (MoM) (Dec)	-	-0.20%	-1.10%
7:45 PM	US	Industrial Production (MoM) (Dec)	-	0.50%	0.40%
7:45 PM	US	Manufacturing Production (MoM) (Dec)	-	0.50%	0.80%
-	-	-	-	-	-

DAILY PIVOT LEVELS							
Symbol	Expiry	LTP	S2	S1	Pivot	R1	R2
GOLD	INTL. SPOT (\$)	1850	1815	1833	1845	1863	1875
GOLD	05 FEB 2021	49221	48563	48892	49080	49409	49597
SILVER	INTL. SPOT (\$)	25.68	24.66	25.17	25.53	26.04	26.40
SILVER	05 MAR 2021	66683	64240	65461	66155	67376	68070
CRUDEOIL	19 JAN 2021	3899	3791	3845	3877	3931	3963
NATURALGAS	25 JAN 2021	197.6	189.7	193.7	198.8	202.8	207.9
COPPER	29 JAN 2021	615.2	604.3	609.8	612.8	618.3	621.3
NICKEL	29 JAN 2021	1332.2	1261.7	1296.9	1315.8	1351.0	1369.9
ALUMINIUM	29 JAN 2021	163.6	162.2	162.9	163.8	164.5	165.3
LEAD	29 JAN 2021	166.0	163.4	164.7	166.0	167.3	168.5
ZINC	29 JAN 2021	217.6	213.2	215.4	216.9	219.1	220.6
COTTON	29 JAN 2021	21260	21100	21180	21250	21330	21400
MENTHAOIL	29 JAN 2021	994.8	994.3	994.5	994.8	995.0	995.3
CPO	29 JAN 2021	957.1	924.4	940.7	958.7	975.0	993.0
CPO	26 FEB 2021	950.5	915.9	933.2	951.6	968.9	987.3
GUARGUM5	20 JAN 2021	6014	5965	5989	6026	6050	6087
GUARGUM5	19 FEB 2021	6089	6038	6063	6097	6122	6156
GUARSEED10	20 JAN 2021	3914	3886	3900	3910	3924	3934
GUARSEED10	19 FEB 2021	3948	3927	3938	3948	3959	3969
CHANA	20 JAN 2021	4420	4387	4404	4417	4434	4447
CHANA	19 MAR 2021	4447	4376	4411	4451	4486	4526
CASTOR	20 JAN 2021	4424	4400	4412	4426	4438	4452
CASTOR	19 FEB 2021	4484	4448	4466	4480	4498	4512
RMSEED	20 JAN 2021	6082	5978	6030	6119	6171	6260
RMSEED	19 FEB 2021	5601	5482	5542	5615	5675	5748
SYBEANIDR	20 JAN 2021	4663	4619	4641	4662	4684	4705
SYBEANIDR	19 FEB 2021	4659	4614	4637	4656	4679	4698
SYOREF	20 JAN 2021	1152.3	1128.3	1140.3	1148.0	1160.0	1167.7
SYOREF	19 FEB 2021	1131.5	1097.8	1114.7	1128.8	1145.7	1159.8
COCUDAKL	20 JAN 2021	2046	2001	2024	2042	2065	2083
COCUDAKL	19 FEB 2021	2069	2020	2044	2066	2090	2112
JEERAUNJHA	20 JAN 2021	12710	12570	12640	12750	12820	12930
JEERAUNJHA	19 MAR 2021	13170	12977	13073	13182	13278	13387
TMCFGRNZM	20 APR 2021	6060	6007	6033	6077	6103	6147
TMCFGRNZM	20 MAY 2021	6124	6120	6122	6124	6126	6128

### TEAM

ANALYST	DESIGNATION	EMAIL	TELEPHONE
Monil Shah, CMT	AVP – Technical Analyst – Equity & Forex	<a href="mailto:monilshah@way2wealth.com">monilshah@way2wealth.com</a>	+9122-61462980
Harish Jujarey	Sr. Technical Analyst – Equity, Commodity & Forex	<a href="mailto:harishjujarey@way2wealth.com">harishjujarey@way2wealth.com</a>	+9122-61462981
Rakesh Gandhi	Technical Analyst – Forex & Commodity	<a href="mailto:rakeshgandhi@way2wealth.com">rakeshgandhi@way2wealth.com</a>	+9122-61462982

#### Disclaimer

**Analyst Certification:** I, Rakesh Gandhi, the research analyst and author of this report, hereby certify that the views expressed in this research report accurately reflect our personal views about the subject securities, issuers, products, sectors or industries. It is also certified that no part of the compensation of the analyst(s) was, is, or will be directly or indirectly related to the inclusion of specific recommendations or views in this research. The analyst(s), principally responsible for the preparation of this research report, receives compensation based on overall revenues of the company (Way2Wealth Brokers Private Limited, hereinafter referred to as Way2Wealth) and has taken reasonable care to achieve and maintain independence and objectivity in making any recommendations.

It is confirmed that Rakesh Gandhi, the author of this report has not received any compensation from the companies mentioned in the report in the preceding 12 months. Our research professionals are paid in part based on the profitability of Way2Wealth, which include earnings from other business. Neither Way2Wealth nor its directors, employees, agents or representatives shall be liable for any damages whether direct or indirect, incidental, special or consequential including lost revenue or lost profits that may arise from or in connection with the use of the information contained in this report.

This report is for the personal information of the authorized recipient and does not construe to be any investment, legal or taxation advice to you. Way2Wealth is not soliciting any action based upon it. Nothing in this research shall be construed as a solicitation to buy or sell any security or product, or to engage in or refrain from engaging in any such transaction. The contents of this material are general and are neither comprehensive nor appropriate for every individual and are solely for the informational purposes of the readers. This material does not take into account the specific objectives, financial situation or needs of an individual/s or a Corporate/s or any entity/s.

This research has been prepared for the general use of the clients of the Way2Wealth and must not be copied, either in whole or in part, or distributed or redistributed to any other person in any form. If you are not the intended recipient you must not use or disclose the information in this research in any way. Though disseminated to all the customers simultaneously, not all customers may receive this report at the same time. Way2Wealth will not treat recipients as customers by virtue of their receiving this report. The distribution of this document in other jurisdictions may be restricted by the law applicable in the relevant jurisdictions and persons into whose possession this document comes should inform themselves about, and observe any such restrictions.

The report is based upon information obtained from sources believed to be reliable, but we do not make any representation or warranty that it is accurate, complete or up to date and it should not be relied upon as such. Way2Wealth or any of its affiliates or employees makes no warranties, either express or implied of any kind regarding any matter pertaining to this report, including, but not limited to warranties of suitability, fitness for a particular purpose, accuracy, timeliness, completeness or non-infringement. We accept no obligation to correct or update the information or opinions in it. Way2Wealth or any of its affiliates or employees shall not be in any way responsible for any loss or damage that may arise to any person from any inadvertent error in the information contained in this report. The recipients of this report should rely on their own investigations. In no event shall Way2Wealth be liable for any damages of any kind, including, but not limited to, indirect, special, incidental, consequential, punitive, lost profits, or lost opportunity, whether or not Way2Wealth has advised of the possibility of such damages.

This material contains statements that are forward-looking; such statements are based upon the current beliefs and expectations and are subject to significant risks and uncertainties. Actual results may differ from those set forth in the forward-looking statements. These uncertainties include but are not limited to: the risk of adverse movements or volatility in the securities markets or in interest or foreign exchange rates or indices; adverse impact from an economic slowdown; downturn in domestic or foreign securities and trading conditions or markets; increased competition; unfavourable political and diplomatic developments; change in the governmental or regulatory policies; failure of a corporate event and such others. This is not an offer to buy or sell or a solicitation of an offer to buy or sell any security or instrument or to participate in any particular trading strategy. No part of this material may be copied or duplicated in any form by any means or redistributed without the written consent of Way2Wealth. In no event shall any reader publish, retransmit, redistribute or otherwise reproduce any information provided by Way2Wealth in any format to anyone. Way2Wealth and its affiliates, officers, directors and employees including persons involved in the preparation or issuance of this report may from time to time have interest in securities / positions, financial or otherwise in the securities related to the information contained in this report.