

MCX GOLD DEC



- Gold prices opened slightly lower with gap in the last session and prices consolidated for first half of the session in the range of 30600-30700 levels. Later prices recovered gradually for the remaining session till high of 30845 and closed slightly positive.
- Prices have been correcting gradually since last few sessions after breaking down from its short term rising trend line support in the last week.
- Prices are expected to correct further from these levels towards next strong support placed around 61.8% Fibonacci retracement of its rally from low of 29268 till high of 32311, which is placed at 30430 level.
- On the higher side immediate resistances are placed around 30920 and 31170 levels.

Today's Actionable

Commodity	Expiry	Action	Entry	Target	Stop loss
Gold	Dec	Sell	Around 30920	30430	31170
Castor seed	Dec	Buy	Around 6270	6470	6140
Soybean	Dec	Buy	Around 3400	3500	3350

MCX

Commodity	Expiry	Close (Rs)	Change	% Change
GOLD	05 DEC 2018	30822	53	0.17
SILVER	05 DEC 2018	36494	109	0.3
COPPER	30 NOV 2018	432.5	2.45	0.57
CRUDEOIL	16 NOV 2018	4089	-14	-0.34
ZINC	30 NOV 2018	184.55	0.6	0.33
LEAD	30 NOV 2018	140.2	-0.25	-0.18
ALUMINIUM	30 NOV 2018	140.2	-0.25	-0.18
NICKEL	30 NOV 2018	815.2	-3.8	-0.46
NATURALGAS	27 NOV 2018	347.7	57.2	19.69
MENTHAOIL	30 NOV 2018	1797.5	-21	-1.15

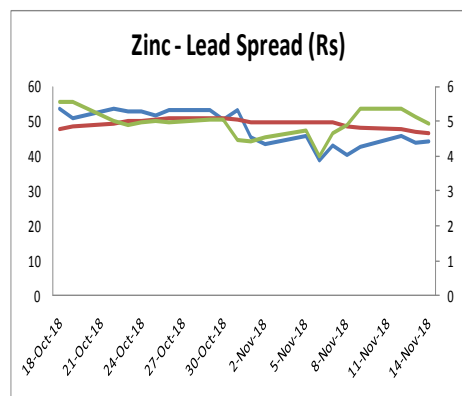
NCDEX

Commodity	Expiry	Close (Rs)	Change	% Change
GUARGUM5	20 NOV 2018	9698	-298	-2.98
GUARSEED10	20 NOV 2018	4622	-137.5	-2.89
CHANA	20 NOV 2018	4567	17	0.37
CASTOR	20 NOV 2018	6208	24	0.39
RMSEED	20 NOV 2018	4100	-34	-0.82
SYBEANIDR	20 NOV 2018	3355	-16	-0.47
SYOREF	20 NOV 2018	735.35	-3.15	-0.43
JEERAUNJHA	20 NOV 2018	19650	-555	-2.75
TMCFGRNZM	20 NOV 2018	6600	-570	-2.77
COCUDAKL	20 DEC 2018	1956	16	0.24

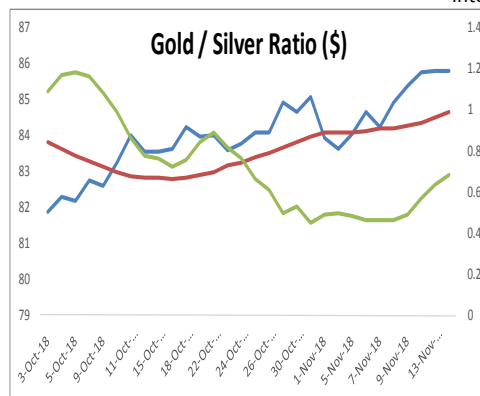
International Prices

Exchange	Commodity	Close (\$)	Change	% Change
Comex	Gold	1208.2	9	0.75%
Comex	Silver	14.05	0.098	0.70%
Nymex	Crude Oil WTI	56.52	0.83	1.49%
ICE	Brent Oil	66.52	1.05	1.60%
Nymex	Natural Gas	4.809	0.708	17.26%
LME	Copper	6102.25	55	0.91%
LME	Lead	1950.25	7	0.36%
LME	Zinc	2506.25	7.75	0.31%
LME	Aluminium	1941	2	0.10%
LME	Nickel	11300	-22.5	-0.20%

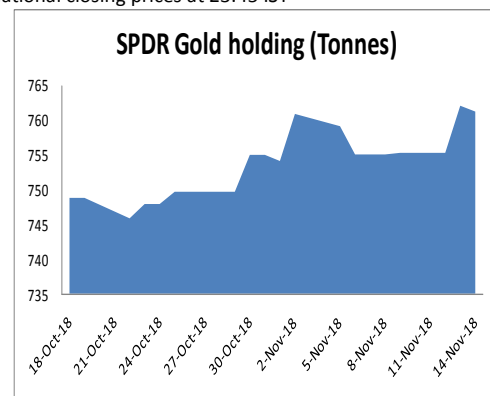
International closing prices at 23:45 IST



Spread — Spread Avg — STD —



Ratio — Ratio Avg — STD —



ECONOMIC DATA & EVENTS					
TIME(IST)	COUNTRY	DATA & EVENTS	ACTUAL	FORECAST	PREVIOUS
7:00 PM	US	Retail Sales (MoM) (Oct)	-	0.6%	0.1%
7:00 PM	US	Core Retail Sales (MoM) (Oct)	-	0.5%	-0.1%
7:00 PM	US	Initial Jobless Claims	-	216K	214K
7:00 PM	US	NY Empire State Manufacturing Index (Nov)	-	19.3	21.1
7:00 PM	US	Philadelphia Fed Manufacturing Index (Nov)	-	20.7	22.2
9:30 PM	US	Crude Oil Inventories	-	3.182M	5.783M

DAILY PIVOT LEVELS							
Symbol	Expiry	LTP	S2	S1	Pivot	R1	R2
GOLD	05 DEC 2018	30822	30517	30669	30758	30910	30999
SILVER	05 DEC 2018	36494	35851	36173	36357	36679	36863
COPPER	30 NOV 2018	432.5	422.5	427.5	430.7	435.7	439.0
CRUDEOIL	16 NOV 2018	4089	3890	3990	4067	4167	4244
ZINC	30 NOV 2018	184.6	180.1	182.3	183.6	185.9	187.2
LEAD	30 NOV 2018	140.2	137.6	138.9	139.8	141.1	142.0
ALUMINIUM	30 NOV 2018	140.2	139.1	139.6	140.2	140.8	141.4
NICKEL	30 NOV 2018	815.2	805.8	810.5	814.4	819.1	823.0
NATURALGAS	27 NOV 2018	347.7	271.2	309.4	330.5	368.7	389.8
MENTHAOIL	30 NOV 2018	1797.5	1773.2	1785.4	1793.7	1805.9	1814.2
GUARGUM5	20 NOV 2018	9698	9590	9644	9752	9806	9914
GUARGUM5	20 DEC 2018	9850	9679	9764	9910	9995	10141
GUARSEED10	20 NOV 2018	4622	4560	4591	4653	4684	4746
GUARSEED10	20 DEC 2018	4680	4593	4636	4703	4746	4813
CHANA	20 NOV 2018	4567	4518	4542	4592	4616	4666
CHANA	20 DEC 2018	4542	4451	4496	4561	4606	4671
CASTOR	20 NOV 2018	6208	6123	6165	6187	6229	6251
CASTOR	20 DEC 2018	6340	6133	6237	6291	6395	6449
RMSEED	20 NOV 2018	4100	4087	4093	4107	4113	4127
RMSEED	20 DEC 2018	4175	4138	4157	4170	4189	4202
SYBEANIDR	20 NOV 2018	3355	3335	3345	3355	3365	3375
SYBEANIDR	20 DEC 2018	3418	3385	3401	3416	3432	3447
SYOREF	20 NOV 2018	744.5	739.4	742.0	743.8	746.3	748.1
SYOREF	20 DEC 2018	735.4	729.6	732.5	735.0	737.9	740.5
COCUDAKL	20 DEC 2018	1956	1923	1940	1953	1970	1983
COCUDAKL	18 JAN 2019	1969	1935	1952	1966	1983	1996
JEERAUNJHA	20 NOV 2018	19650	19100	19375	19675	19950	20250
JEERAUNJHA	20 DEC 2018	20020	19453	19737	20143	20427	20833
TMCFRGNZM	20 NOV 2018	6600	6520	6560	6590	6630	6660
TMCFRGNZM	20 DEC 2018	6612	6567	6589	6625	6647	6683
DHANIYA	20 DEC 2018	6512	6357	6435	6492	6570	6627
DHANIYA	20 NOV 2018	6230	6207	6219	6232	6244	6257
COTTON	31 DEC 2018	22500	22367	22433	22487	22553	22607
COTTON	30 NOV 2018	22410	22197	22303	22367	22473	22537

TEAM

ANALYST	DESIGNATION	EMAIL	TELEPHONE
Aditya Agarwal	Head – Technical Research	aditya@way2wealth.com	+91 22-61462955
Harish Jujarey	Sr. Technical Analyst – Forex & Commodity	harishjujarey@way2wealth.com	+91 22-61462952
Mohit Agarwal	Technical Analyst – Forex & Commodity	mohitk@way2wealth.com	+91 22-61462954
Monil Shah, CMT	Technical Analyst – Equity & Forex	monilshah@way2wealth.com	+91 22-61462980

Disclaimer

Analyst Certification: I, Mohit Agarwal, the research analyst and author of this report, hereby certify that the views expressed in this research report accurately reflect our personal views about the subject securities, issuers, products, sectors or industries. It is also certified that no part of the compensation of the analyst(s) was, is, or will be directly or indirectly related to the inclusion of specific recommendations or views in this research. The analyst(s), principally responsible for the preparation of this research report, receives compensation based on overall revenues of the company (Way2Wealth Brokers Private Limited, hereinafter referred to as Way2Wealth) and has taken reasonable care to achieve and maintain independence and objectivity in making any recommendations.

It is confirmed that Mohit Agarwal, the author of this report has not received any compensation from the companies mentioned in the report in the preceding 12 months. Our research professionals are paid in part based on the profitability of Way2Wealth, which include earnings from other business. Neither Way2Wealth nor its directors, employees, agents or representatives shall be liable for any damages whether direct or indirect, incidental, special or consequential including lost revenue or lost profits that may arise from or in connection with the use of the information contained in this report.

This report is for the personal information of the authorized recipient and does not construe to be any investment, legal or taxation advice to you. Way2Wealth is not soliciting any action based upon it. Nothing in this research shall be construed as a solicitation to buy or sell any security or product, or to engage in or refrain from engaging in any such transaction. The contents of this material are general and are neither comprehensive nor appropriate for every individual and are solely for the informational purposes of the readers. This material does not take into account the specific objectives, financial situation or needs of an individual/s or a Corporate/s or any entity/s.

This research has been prepared for the general use of the clients of the Way2Wealth and must not be copied, either in whole or in part, or distributed or redistributed to any other person in any form. If you are not the intended recipient you must not use or disclose the information in this research in any way. Though disseminated to all the customers simultaneously, not all customers may receive this report at the same time. Way2Wealth will not treat recipients as customers by virtue of their receiving this report. The distribution of this document in other jurisdictions may be restricted by the law applicable in the relevant jurisdictions and persons into whose possession this document comes should inform themselves about, and observe any such restrictions.

The report is based upon information obtained from sources believed to be reliable, but we do not make any representation or warranty that it is accurate, complete or up to date and it should not be relied upon as such. Way2Wealth or any of its affiliates or employees makes no warranties, either express or implied of any kind regarding any matter pertaining to this report, including, but not limited to warranties of suitability, fitness for a particular purpose, accuracy, timeliness, completeness or non-infringement. We accept no obligation to correct or update the information or opinions in it. Way2Wealth or any of its affiliates or employees shall not be in any way responsible for any loss or damage that may arise to any person from any inadvertent error in the information contained in this report. The recipients of this report should rely on their own investigations. In no event shall Way2Wealth be liable for any damages of any kind, including, but not limited to, indirect, special, incidental, consequential, punitive, lost profits, or lost opportunity, whether or not Way2Wealth has advised of the possibility of such damages.

This material contains statements that are forward-looking; such statements are based upon the current beliefs and expectations and are subject to significant risks and uncertainties. Actual results may differ from those set forth in the forward-looking statements. These uncertainties include but are not limited to: the risk of adverse movements or volatility in the securities markets or in interest or foreign exchange rates or indices; adverse impact from an economic slowdown; downturn in domestic or foreign securities and trading conditions or markets; increased competition; unfavourable political and diplomatic developments; change in the governmental or regulatory policies; failure of a corporate event and such others. This is not an offer to buy or sell or a solicitation of an offer to buy or sell any security or instrument or to participate in any particular trading strategy. No part of this material may be copied or duplicated in any form by any means or redistributed without the written consent of Way2Wealth. In no event shall any reader publish, retransmit, redistribute or otherwise reproduce any information provided by Way2Wealth in any format to anyone. Way2Wealth and its affiliates, officers, directors and employees including persons involved in the preparation or issuance of this report may from time to time have interest in securities / positions, financial or otherwise in the securities related to the information contained in this report.