

### MCX GOLD OCT



- Gold prices opened sharply lower with gap in the last session and prices recovered for first half of the session till high of 29567. Later prices fell again for the remaining session and closed almost 1.5 pct lower.
- Prices have fallen sharply in the last session after taking strong resistance around its short term declining trend line.
- Prices are expected to fall further from these levels towards immediate support placed around 78.6% Fibonacci retracement of its rally from low of 28055 till high of 31620, which is placed at 28818 level.
- On the higher side immediate resistances are placed around 29530 and 29900 levels.

### Today's Actionable

Commodity	Expiry	Action	Entry	Target	Stop loss
Gold	Oct	Sell	Around 29530	28820	29900
Copper	Aug	Sell	Around 409.50	392	421
Guar Seed	Sep	Buy	Around 4500	4730	4350
Chana	Sep	Buy	Around 4330	4460	4250

### MCX

Commodity	Expiry	Close	Change	% Change
GOLD	05 OCT 2018	29330	-405	-1.36
SILVER	05 SEP 2018	36889	-910	-2.41
COPPER	31 AUG 2018	405.4	-10.65	-2.56
CRUDEOIL	20 AUG 2018	4583	-129	-2.74
ZINC	31 AUG 2018	166.9	-4.9	-2.85
LEAD	31 AUG 2018	140.2	-4.65	-3.21
ALUMINIUM	31 AUG 2018	142	-2.3	-1.59
NICKEL	31 AUG 2018	932.4	-4.3	-0.46
NATURALGAS	28 AUG 2018	204.2	-3.4	-1.64
MENTHAOIL	31 AUG 2018	1667.8	15.2	0.92

### NCDEX

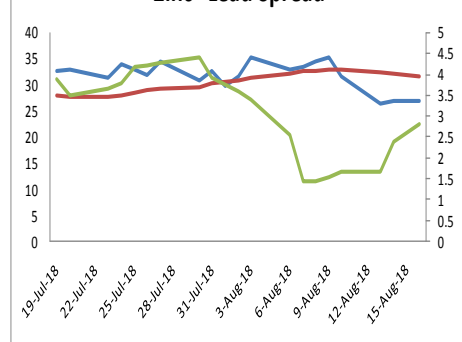
Commodity	Expiry	Close	Change	% Change
GUARGUM5	16 OCT 2018	9930	308	3.2
GUARSEED10	16 OCT 2018	4610	141.5	3.17
CHANA	20 AUG 2018	4325	34	0.79
CASTOR	20 AUG 2018	4660	106	2.33
RMSEED	20 AUG 2018	4129	21	0.51
SYBEANIDR	16 OCT 2018	3346	29	0.87
SYOREF	19 SEP 2018	737.4	4.4	0.6
JEERAUNJHA	20 AUG 2018	19080	-80	-0.42
TMCFGRNZM	20 AUG 2018	6960	30	0.15
COCUDAKL	20 AUG 2018	1751	-52	-0.74

### International Prices

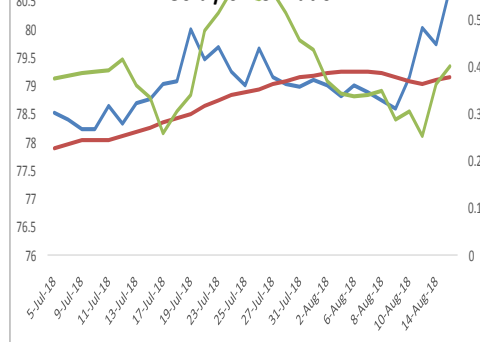
Exchange	Commodity	Close	Change	% Change
Comex	Gold	1182.8	-2.2	-0.19%
Comex	Silver	14.65	0.196	1.36%
Nymex	Crude Oil WTI	65.33	0.32	0.49%
ICE	Brent Oil	71.19	0.43	0.61%
Nymex	Natural Gas	2.913	-0.027	-0.92%
LME	Copper	5893.5	61.5	1.05%
LME	Lead	2008.25	57.25	2.93%
LME	Zinc	2377.25	83.75	3.65%
LME	Aluminium	2038.25	11.5	0.57%
LME	Nickel	13330	445	3.45%

International closing prices at 23:30 IST

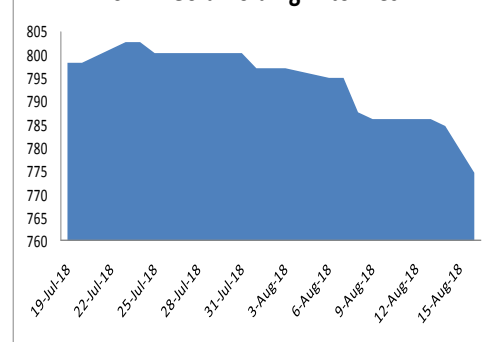
### Zinc - Lead Spread



### Gold / Silver Ratio



### SPDR Gold holding in tonnes



ECONOMIC DATA & EVENTS					
TIME(IST)	COUNTRY	DATA & EVENTS	ACTUAL	FORECAST	PREVIOUS
2:30 PM	EU	Core CPI (YoY) (Jul)	-	1.1%	1.1%
2:30 PM	EU	CPI (MoM) (Jul)	-	-0.3%	0.1%
2:30 PM	EU	CPI (YoY) (Jul)	-	2.1%	2.1%
7:30 PM	US	Michigan Consumer Sentiment (Aug)	-	98.1	97.9
-	-	-	-	-	-
-	-	-	-	-	-

DAILY PIVOT LEVELS							
Symbol	Expiry	LTP	S2	S1	Pivot	R1	R2
GOLD	05 OCT 2018	29330	29087	29209	29404	29526	29721
SILVER	05 SEP 2018	36889	35742	36316	36996	37570	38250
COPPER	31 AUG 2018	405.4	395.2	400.3	407.7	412.8	420.1
CRUDEOIL	20 AUG 2018	4583	4448	4515	4593	4660	4738
ZINC	31 AUG 2018	166.9	161.9	164.4	167.5	170.0	173.0
LEAD	31 AUG 2018	140.2	136.5	138.3	141.0	142.8	145.5
ALUMINIUM	31 AUG 2018	142.0	140.5	141.3	142.5	143.2	144.4
NICKEL	31 AUG 2018	932.4	900.8	916.6	930.8	946.6	960.8
NATURALGAS	28 AUG 2018	204.2	200.5	202.3	204.9	206.7	209.3
MENTHAOIL	31 AUG 2018	1667.8	1608.8	1638.3	1656.8	1686.3	1704.8
GUARGUM5	16 OCT 2018	9930	9372	9651	9824	10103	10276
GUARGUM5	20 NOV 2018	9998	9527	9763	9880	10116	10233
GUARSEED10	16 OCT 2018	4610	4361	4486	4565	4689	4768
GUARSEED10	20 NOV 2018	4642	4402	4522	4599	4719	4796
CHANA	20 AUG 2018	4325	4312	4318	4332	4338	4352
CHANA	19 SEP 2018	4353	4264	4309	4349	4394	4434
CASTOR	20 AUG 2018	4660	4560	4610	4635	4685	4710
CASTOR	19 SEP 2018	4680	4559	4620	4671	4732	4783
RMSEED	20 AUG 2018	4129	4072	4101	4116	4145	4160
RMSEED	19 SEP 2018	4148	4098	4123	4136	4161	4174
SYBEANIDR	16 OCT 2018	3346	3283	3314	3335	3366	3387
SYBEANIDR	20 NOV 2018	3346	3267	3307	3331	3371	3395
SYOREF	20 AUG 2018	736.1	728.2	732.1	734.3	738.2	740.4
SYOREF	19 SEP 2018	737.4	727.7	732.5	735.3	740.1	742.9
COCUDAKL	20 AUG 2018	1751	1696	1724	1737	1765	1778
COCUDAKL	19 SEP 2018	1795	1704	1749	1777	1822	1850
JEERAUNJHA	20 AUG 2018	19080	18867	18973	19187	19293	19507
JEERAUNJHA	19 SEP 2018	19640	19280	19460	19600	19780	19920
TMCFGRNZM	20 AUG 2018	6960	6943	6951	6959	6967	6975
TMCFGRNZM	19 SEP 2018	7010	6902	6956	7006	7060	7110
DHANIYA	19 SEP 2018	4906	4769	4838	4896	4965	5023
DHANIYA	20 AUG 2018	4845	4774	4809	4848	4883	4922
COTTON	30 NOV 2018	23120	22860	22990	23070	23200	23280
COTTON	31 OCT 2018	23530	23197	23363	23507	23673	23817

### TEAM

ANALYST	DESIGNATION	EMAIL	TELEPHONE
Aditya Agarwal	Head – Technical Research	<a href="mailto:aditya@way2wealth.com">aditya@way2wealth.com</a>	+91 22-61462955
Harish Jujarey	Sr. Technical Analyst – Commodity	<a href="mailto:harishjujarey@way2wealth.com">harishjujarey@way2wealth.com</a>	+91 22-61462952
Mohit Agarwal	Technical Analyst – Forex & Commodity	<a href="mailto:mohitk@way2wealth.com">mohitk@way2wealth.com</a>	+91 22-61462954
Monil Shah, CMT	Technical Analyst – Equity & Forex	<a href="mailto:monilshah@way2wealth.com">monilshah@way2wealth.com</a>	+91 22-61462980

### Disclaimer

**Analyst Certification:** I, Mohit Agarwal, the research analyst and author of this report, hereby certify that the views expressed in this research report accurately reflect our personal views about the subject securities, issuers, products, sectors or industries. It is also certified that no part of the compensation of the analyst(s) was, is, or will be directly or indirectly related to the inclusion of specific recommendations or views in this research. The analyst(s), principally responsible for the preparation of this research report, receives compensation based on overall revenues of the company (Way2Wealth Brokers Private Limited, hereinafter referred to as Way2Wealth) and has taken reasonable care to achieve and maintain independence and objectivity in making any recommendations.

It is confirmed that Mohit Agarwal, the author of this report has not received any compensation from the companies mentioned in the report in the preceding 12 months. Our research professionals are paid in part based on the profitability of Way2Wealth, which include earnings from other business. Neither Way2Wealth nor its directors, employees, agents or representatives shall be liable for any damages whether direct or indirect, incidental, special or consequential including lost revenue or lost profits that may arise from or in connection with the use of the information contained in this report.

This report is for the personal information of the authorized recipient and does not construe to be any investment, legal or taxation advice to you. Way2Wealth is not soliciting any action based upon it. Nothing in this research shall be construed as a solicitation to buy or sell any security or product, or to engage in or refrain from engaging in any such transaction. The contents of this material are general and are neither comprehensive nor appropriate for every individual and are solely for the informational purposes of the readers. This material does not take into account the specific objectives, financial situation or needs of an individual/s or a Corporate/s or any entity/s.

This research has been prepared for the general use of the clients of the Way2Wealth and must not be copied, either in whole or in part, or distributed or redistributed to any other person in any form. If you are not the intended recipient you must not use or disclose the information in this research in any way. Though disseminated to all the customers simultaneously, not all customers may receive this report at the same time. Way2Wealth will not treat recipients as customers by virtue of their receiving this report. The distribution of this document in other jurisdictions may be restricted by the law applicable in the relevant jurisdictions and persons into whose possession this document comes should inform themselves about, and observe any such restrictions.

The report is based upon information obtained from sources believed to be reliable, but we do not make any representation or warranty that it is accurate, complete or up to date and it should not be relied upon as such. Way2Wealth or any of its affiliates or employees makes no warranties, either express or implied of any kind regarding any matter pertaining to this report, including, but not limited to warranties of suitability, fitness for a particular purpose, accuracy, timeliness, completeness or non-infringement. We accept no obligation to correct or update the information or opinions in it. Way2Wealth or any of its affiliates or employees shall not be in any way responsible for any loss or damage that may arise to any person from any inadvertent error in the information contained in this report. The recipients of this report should rely on their own investigations. In no event shall Way2Wealth be liable for any damages of any kind, including, but not limited to, indirect, special, incidental, consequential, punitive, lost profits, or lost opportunity, whether or not Way2Wealth has advised of the possibility of such damages.

This material contains statements that are forward-looking; such statements are based upon the current beliefs and expectations and are subject to significant risks and uncertainties. Actual results may differ from those set forth in the forward-looking statements. These uncertainties include but are not limited to: the risk of adverse movements or volatility in the securities markets or in interest or foreign exchange rates or indices; adverse impact from an economic slowdown; downturn in domestic or foreign securities and trading conditions or markets; increased competition; unfavourable political and diplomatic developments; change in the governmental or regulatory policies; failure of a corporate event and such others. This is not an offer to buy or sell or a solicitation of an offer to buy or sell any security or instrument or to participate in any particular trading strategy. No part of this material may be copied or duplicated in any form by any means or redistributed without the written consent of Way2Wealth. In no event shall any reader publish, retransmit, redistribute or otherwise reproduce any information provided by Way2Wealth in any format to anyone. Way2Wealth and its affiliates, officers, directors and employees including persons involved in the preparation or issuance of this report may from time to time have interest in securities / positions, financial or otherwise in the securities related to the information contained in this report.