

### MCX CPO OCTOBER



- MCX CPO October has entered into consolidation mode after the sharp rally witnessed from 550 to 814 level in last few months. In last week prices have found resistance near the earlier peak which is suggesting that range bound movement can be expected.
- The above daily chart shows that Bollinger Bands have become flat now which indicates that consolidation mode is on and hence during such times selling near strategy and buying near support can work well.
- On the level front, 814 is crucial resistance whereas on downside 750 is the support. We can expect retest of zone near 760-750 levels as long as 814 is intact on upside.
- In short, CPO October trend is sideways. Move below 778 can infuse selling pressure towards 750 levels.

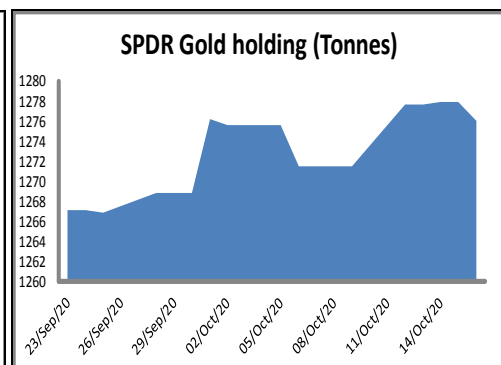
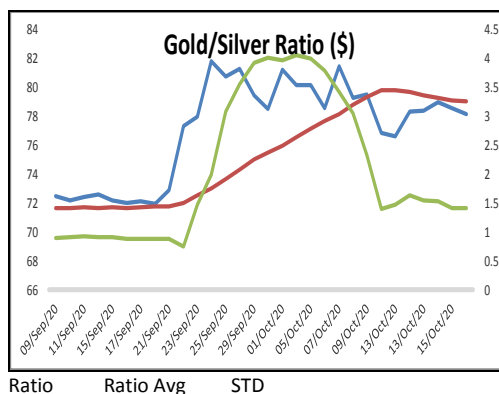
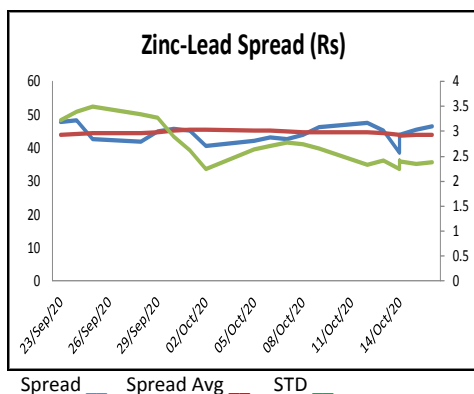
### Today's Actionable

Commodity	Expiry	Action	Entry	Target	Stop loss
Copper	Oct	Buy	Around 525	531	522
Aluminium	Oct	Buy	Around 151.00	153.20	149.70
Gold	Dec	Buy	Around 50430	50650	50280

MCX				
Commodity	Expiry	Close (Rs)	Change	% Change
GOLD	04 DEC 2020	50547	-165	-0.33
SILVER	04 DEC 2020	61676	141	0.23
CRUDEOIL	19 OCT 2020	2995	1	0.03
NATURALGAS	27 OCT 2020	206.2	2.3	1.13
COPPER	30 OCT 2020	527.6	-3.1	-0.58
NICKEL	30 OCT 2020	1149.6	19.1	1.69
ALUMINIUM	30 OCT 2020	151.15	0.75	0.5
LEAD	30 OCT 2020	147.25	-1.35	-0.91
ZINC	30 OCT 2020	193.65	-0.5	-0.26
COTTON	30 OCT 2020	19350	260	1.36

NCDEX				
Commodity	Expiry	Close (Rs)	Change	% Change
GUARGUM5	20 NOV 2020	6006	-65	-1.07
GUARSEED10	20 NOV 2020	4032	-18	-0.44
CHANA	20 NOV 2020	5400	-26	-0.48
CASTOR	20 NOV 2020	4236	34	0.81
RMSEED	20 NOV 2020	5555	17	0.31
SYBEANIDR	20 NOV 2020	4189	72	1.75
SYOREF	20 NOV 2020	933.9	4	0.43
COCUDAKL	18 DEC 2020	1821	18	1
JEERAUNJHA	20 NOV 2020	13895	85	0.62
TMCFGRNZM	20 NOV 2020	5866	20	0.34

GLOBAL				
Exchange	Commodity	Close (\$)	Change	% Change
Comex	Gold	1,905.35	-3.55	-0.19%
Comex	Silver	24.38	0.16	0.66%
Nymex	Crude Oil WTI	40.77	-0.19	-0.46%
ICE	Brent Oil	42.87	-0.29	-0.67%
Nymex	Natural Gas	2.80	0.03	1.01%
LME	Copper	6,731.50	-46.75	-0.69%
LME	Nickel	15,710.00	297.50	1.93%
LME	Aluminium	1,866.75	12.00	0.65%
LME	Lead	1,751.00	-32.50	-1.82%
LME	Zinc	2,432.75	-11.50	-0.47%



ECONOMIC DATA & EVENTS							
TIME(IST)	COUNTRY	DATA & EVENTS			ACTUAL	FORECAST	PREVIOUS
11:30 PM	US	Federal Budget Balance (Sep)			-	-124.0B	-200.0B
-	-	-	-	-	-	-	-
-	-	-	-	-	-	-	-
-	-	-	-	-	-	-	-
-	-	-	-	-	-	-	-
-	-	-	-	-	-	-	-
-	-	-	-	-	-	-	-
-	-	-	-	-	-	-	-

DAILY PIVOT LEVELS							
Symbol	Expiry	LTP	S2	S1	Pivot	R1	R2
GOLD	INTL. SPOT (\$)	1902	1887	1894	1904	1911	1921
GOLD	04 DEC 2020	50547	50243	50395	50604	50756	50965
SILVER	INTL. SPOT (\$)	24.24	23.87	24.06	24.29	24.47	24.70
SILVER	04 DEC 2020	61676	60877	61277	61723	62123	62569
CRUDEOIL	19 OCT 2020	2995	2899	2947	2986	3034	3073
NATURALGAS	27 OCT 2020	206.2	198.5	202.4	205.8	209.7	213.1
COPPER	30 OCT 2020	527.6	524.2	525.9	528.2	529.9	532.2
NICKEL	30 OCT 2020	1149.6	1122.6	1136.1	1143.5	1157.0	1164.4
ALUMINIUM	30 OCT 2020	151.2	148.7	149.9	150.6	151.9	152.6
LEAD	30 OCT 2020	147.3	145.7	146.5	147.7	148.5	149.8
ZINC	30 OCT 2020	193.7	191.7	192.7	193.5	194.4	195.2
COTTON	30 OCT 2020	19350	18950	19150	19270	19470	19590
MENTHAOIL	30 OCT 2020	937.7	932.7	935.2	939.6	942.1	946.5
CPO	30 OCT 2020	787.1	778.0	782.5	788.6	793.1	799.2
CPO	27 NOV 2020	783.8	773.9	778.9	785.4	790.4	796.9
GUARGUM5	20 NOV 2020	6006	5899	5952	6024	6077	6149
GUARGUM5	18 DEC 2020	6083	5981	6032	6092	6143	6203
GUARSEED10	20 NOV 2020	4032	3983	4007	4039	4063	4095
GUARSEED10	18 DEC 2020	4068	4019	4043	4067	4091	4115
CHANA	20 NOV 2020	5400	5335	5367	5406	5438	5477
CHANA	18 DEC 2020	5448	5404	5426	5456	5478	5508
CASTOR	20 NOV 2020	4236	4175	4205	4225	4255	4275
CASTOR	18 DEC 2020	4276	4260	4268	4278	4286	4296
RMSEED	20 NOV 2020	5555	5476	5516	5543	5583	5610
RMSEED	18 DEC 2020	5553	5498	5526	5545	5573	5592
SYBEANIDR	20 NOV 2020	4189	4107	4148	4173	4214	4239
SYBEANIDR	18 DEC 2020	4219	4139	4179	4204	4244	4269
SYOREF	20 NOV 2020	933.9	922.3	928.1	934.8	940.6	947.3
SYOREF	18 DEC 2020	935.9	924.9	930.4	936.7	942.2	948.5
COCUDAKL	18 DEC 2020	1821	1782	1801	1818	1837	1854
COCUDAKL	20 JAN 2021	1830	1790	1810	1824	1844	1858
JEERAUNJHA	20 NOV 2020	13895	13778	13837	13883	13942	13988
JEERAUNJHA	18 DEC 2020	13980	13897	13938	13972	14013	14047
TMCFGRNZM	20 NOV 2020	5866	5819	5843	5861	5885	5903
TMCFGRNZM	18 DEC 2020	5938	5901	5919	5939	5957	5977

### TEAM

ANALYST	DESIGNATION	EMAIL	TELEPHONE
Monil Shah, CMT	AVP – Technical Analyst – Equity & Forex	<a href="mailto:monilshah@way2wealth.com">monilshah@way2wealth.com</a>	+9122-61462980
Harish Jujarey	Sr. Technical Analyst – Equity, Commodity & Forex	<a href="mailto:harishjujarey@way2wealth.com">harishjujarey@way2wealth.com</a>	+9122-61462981
Rakesh Gandhi	Technical Analyst – Forex & Commodity	<a href="mailto:rakeshgandhi@way2wealth.com">rakeshgandhi@way2wealth.com</a>	+9122-61462982

#### Disclaimer

**Analyst Certification:** I, Rakesh Gandhi, the research analyst and author of this report, hereby certify that the views expressed in this research report accurately reflect our personal views about the subject securities, issuers, products, sectors or industries. It is also certified that no part of the compensation of the analyst(s) was, is, or will be directly or indirectly related to the inclusion of specific recommendations or views in this research. The analyst(s), principally responsible for the preparation of this research report, receives compensation based on overall revenues of the company (Way2Wealth Brokers Private Limited, hereinafter referred to as Way2Wealth) and has taken reasonable care to achieve and maintain independence and objectivity in making any recommendations.

It is confirmed that Rakesh Gandhi, the author of this report has not received any compensation from the companies mentioned in the report in the preceding 12 months. Our research professionals are paid in part based on the profitability of Way2Wealth, which include earnings from other business. Neither Way2Wealth nor its directors, employees, agents or representatives shall be liable for any damages whether direct or indirect, incidental, special or consequential including lost revenue or lost profits that may arise from or in connection with the use of the information contained in this report.

This report is for the personal information of the authorized recipient and does not construe to be any investment, legal or taxation advice to you. Way2Wealth is not soliciting any action based upon it. Nothing in this research shall be construed as a solicitation to buy or sell any security or product, or to engage in or refrain from engaging in any such transaction. The contents of this material are general and are neither comprehensive nor appropriate for every individual and are solely for the informational purposes of the readers. This material does not take into account the specific objectives, financial situation or needs of an individual/s or a Corporate/s or any entity/s.

This research has been prepared for the general use of the clients of the Way2Wealth and must not be copied, either in whole or in part, or distributed or redistributed to any other person in any form. If you are not the intended recipient you must not use or disclose the information in this research in any way. Though disseminated to all the customers simultaneously, not all customers may receive this report at the same time. Way2Wealth will not treat recipients as customers by virtue of their receiving this report. The distribution of this document in other jurisdictions may be restricted by the law applicable in the relevant jurisdictions and persons into whose possession this document comes should inform themselves about, and observe any such restrictions.

The report is based upon information obtained from sources believed to be reliable, but we do not make any representation or warranty that it is accurate, complete or up to date and it should not be relied upon as such. Way2Wealth or any of its affiliates or employees makes no warranties, either express or implied of any kind regarding any matter pertaining to this report, including, but not limited to warranties of suitability, fitness for a particular purpose, accuracy, timeliness, completeness or non-infringement. We accept no obligation to correct or update the information or opinions in it. Way2Wealth or any of its affiliates or employees shall not be in any way responsible for any loss or damage that may arise to any person from any inadvertent error in the information contained in this report. The recipients of this report should rely on their own investigations. In no event shall Way2Wealth be liable for any damages of any kind, including, but not limited to, indirect, special, incidental, consequential, punitive, lost profits, or lost opportunity, whether or not Way2Wealth has advised of the possibility of such damages.

This material contains statements that are forward-looking; such statements are based upon the current beliefs and expectations and are subject to significant risks and uncertainties. Actual results may differ from those set forth in the forward-looking statements. These uncertainties include but are not limited to: the risk of adverse movements or volatility in the securities markets or in interest or foreign exchange rates or indices; adverse impact from an economic slowdown; downturn in domestic or foreign securities and trading conditions or markets; increased competition; unfavourable political and diplomatic developments; change in the governmental or regulatory policies; failure of a corporate event and such others. This is not an offer to buy or sell or a solicitation of an offer to buy or sell any security or instrument or to participate in any particular trading strategy. No part of this material may be copied or duplicated in any form by any means or redistributed without the written consent of Way2Wealth. In no event shall any reader publish, retransmit, redistribute or otherwise reproduce any information provided by Way2Wealth in any format to anyone. Way2Wealth and its affiliates, officers, directors and employees including persons involved in the preparation or issuance of this report may from time to time have interest in securities / positions, financial or otherwise in the securities related to the information contained in this report.