

### MCX CRUDE OIL JUNE



- In the month of March 2021 Crude Oil June contract witnessed sharp correction from 4983 to 4240 levels however post that it stabilized near lower levels and started to move higher slowly and steadily. Now it is approaching towards previous swing resistance area.
- The above daily chart shows that prices are intact in Keltner channels and it is very well sustaining near the upper range as of now. The middle band has been acting as a support area whereas upper band near 5000-5020 can act as resistance area.
- Higher high higher low structure is intact and hence as long as 4665 level is intact on downside, one should stay bullish. Close above 4985 will indicate that current uptrend has so much to cover on the higher side.
- In short, Crude Oil June contract trend is bullish with 4665 as support. Break of 4985 can generate strong momentum on upside towards 5100 levels.

### Today's Actionable

Commodity	Expiry	Action	Entry	Target	Stop loss
Crude Oil	May	Buy	Around 4840	4960	4760
Copper	May	Buy	Around 784	797	776
Silver	July	Buy	Around 73100	74900	72200

### MCX

Commodity	Expiry	Close (Rs)	Change	% Change
GOLD	04 JUN 2021	48474	798	1.67
SILVER	05 JUL 2021	73324	2239	3.15
CRUDEOIL	19 MAY 2021	4859	73	1.53
NATURALGAS	25 MAY 2021	230.9	14.5	6.7
COPPER	31 MAY 2021	783.65	9.85	1.27
NICKEL	31 MAY 2021	1322.6	20	1.54
ALUMINIUM	31 MAY 2021	198	3.85	1.98
LEAD	31 MAY 2021	175.75	3.75	2.18
ZINC	31 MAY 2021	238.2	7.05	3.05
COTTON	31 MAY 2021	22050	0	0

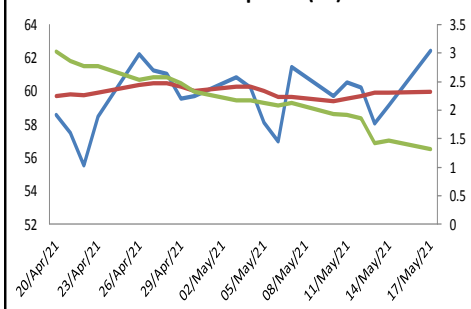
### NCDEX

Commodity	Expiry	Close (Rs)	Change	% Change
GUARGUM5	18 JUN 2021	6411	-86	-1.32
GUARSEED10	18 JUN 2021	4274	-67	-1.54
CHANA	18 JUN 2021	5337	-91	-1.68
CASTOR	18 JUN 2021	5242	24	0.46
RMSEED	18 JUN 2021	7304	-41	-0.56
SYBEANIDR	18 JUN 2021	7349	33	0.45
SYOREF	18 JUN 2021	1466	11.8	0.81
COCUDAKL	18 JUN 2021	2648	16	0.61
JEERAUNJHA	18 JUN 2021	13905	-195	-1.38
TMCFGRNZM	18 JUN 2021	7862	56	0.72

### GLOBAL

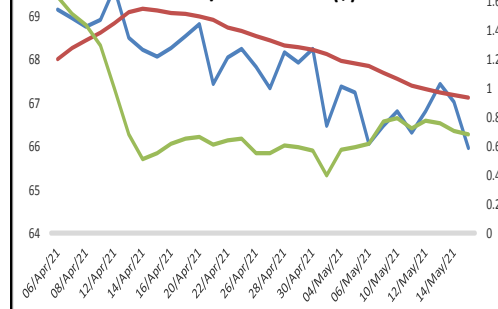
Exchange	Commodity	Close (\$)	Change	% Change
Comex	Gold	1,868.05	29.95	1.63%
Comex	Silver	28.32	0.96	3.49%
Nymex	Crude Oil WTI	66.22	0.86	1.32%
ICE	Brent Oil	69.44	0.73	1.06%
Nymex	Natural Gas	3.15	0.19	6.25%
LME	Copper	10,365.00	132.00	1.29%
LME	Nickel	17,940.00	292.50	1.66%
LME	Aluminium	2,499.50	53.25	2.18%
LME	Lead	2,204.25	49.75	2.31%
LME	Zinc	3,027.75	87.75	2.98%

### Zinc-Lead Spread (Rs)



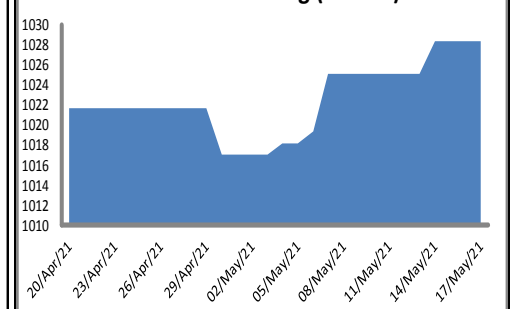
Spread — Spread Avg — STD —

### Gold/Silver Ratio (\$)



Ratio — Ratio Avg — STD —

### SPDR Gold holding (Tonnes)



ECONOMIC DATA & EVENTS					
TIME(IST)	COUNTRY	DATA & EVENTS	ACTUAL	FORECAST	PREVIOUS
11:30 AM	GB	Unemployment Rate (Mar)	-	4.90%	4.90%
2:30 PM	EU	GDP (YoY) (Q1)	-	-1.80%	-1.80%
2:30 PM	EU	GDP (QoQ) (Q1)	-	-0.60%	-0.60%
6:00 PM	US	Building Permits (Apr)	-	1.770M	1.759M
6:00 PM	US	Housing Starts (Apr)	-	1.710M	1.739M
-	-	-	-	-	-
-	-	-	-	-	-
-	-	-	-	-	-
-	-	-	-	-	-

DAILY PIVOT LEVELS							
Symbol	Expiry	LTP	S2	S1	Pivot	R1	R2
GOLD	INTL. SPOT (\$)	1867	1825	1846	1857	1879	1890
GOLD	04 JUN 2021	48474	47705	48090	48294	48679	48883
SILVER	INTL. SPOT (\$)	28.20	27.02	27.61	27.91	28.50	28.80
SILVER	05 JUL 2021	73324	70869	72097	72753	73981	74637
CRUDEOIL	19 MAY 2021	4859	4715	4787	4829	4901	4943
NATURALGAS	25 MAY 2021	230.9	213.2	222.1	226.6	235.5	240.0
COPPER	31 MAY 2021	783.7	768.1	775.9	780.6	788.4	793.1
NICKEL	31 MAY 2021	1322.6	1287.1	1304.9	1314.6	1332.4	1342.1
ALUMINIUM	31 MAY 2021	198.0	192.7	195.4	197.5	200.1	202.2
LEAD	31 MAY 2021	175.8	171.0	173.4	174.9	177.3	178.9
ZINC	31 MAY 2021	238.2	229.0	233.6	236.2	240.8	243.4
COTTON	31 MAY 2021	22050	21803	21927	22073	22197	22343
MENTHAOIL	31 MAY 2021	961.7	922.2	942.0	955.7	975.5	989.2
CPO	31 MAY 2021	1258.3	1232.9	1245.6	1252.3	1265.0	1271.7
CPO	30 JUN 2021	1229.3	1215.0	1222.2	1226.3	1233.5	1237.6
GUARGUM5	18 JUN 2021	6411	6295	6353	6443	6501	6591
GUARGUM5	20 JUL 2021	6494	6385	6439	6525	6579	6665
GUARSEED10	18 JUN 2021	4274	4195	4235	4293	4333	4391
GUARSEED10	20 JUL 2021	4329	4262	4295	4350	4383	4438
CHANA	18 JUN 2021	5337	5242	5290	5332	5380	5422
CHANA	20 JUL 2021	5387	5300	5343	5382	5425	5464
CASTOR	18 JUN 2021	5242	5159	5201	5245	5287	5331
CASTOR	20 JUL 2021	5308	5273	5291	5315	5333	5357
RMSEED	18 JUN 2021	7304	7201	7253	7326	7378	7451
RMSEED	20 JUL 2021	7310	7233	7271	7330	7368	7427
SYBEANIDR	18 JUN 2021	7349	7230	7289	7335	7394	7440
SYBEANIDR	20 JUL 2021	6939	6839	6889	6957	7007	7075
SYOREF	18 JUN 2021	1466.0	1445.7	1455.8	1462.2	1472.3	1478.7
SYOREF	20 JUL 2021	1435.3	1415.1	1425.2	1431.1	1441.2	1447.1
COCUDAKL	18 JUN 2021	2648	2564	2606	2632	2674	2700
COCUDAKL	20 JUL 2021	2721	2656	2689	2710	2743	2764
JEERAUNJHA	18 JUN 2021	13905	13582	13743	13982	14143	14382
JEERAUNJHA	20 JUL 2021	14065	13835	13950	14140	14255	14445
TMCFGRNZM	18 JUN 2021	7862	7641	7751	7843	7953	8045
TMCFGRNZM	20 JUL 2021	7984	7888	7936	7988	8036	8088

### TEAM

ANALYST	DESIGNATION	EMAIL	TELEPHONE
Monil Shah, CMT	AVP – Technical Analyst – Equity & Forex	<a href="mailto:monilshah@way2wealth.com">monilshah@way2wealth.com</a>	+9122-61462980
Harish Jujarey	Sr. Technical Analyst – Equity, Forex & Commodity	<a href="mailto:harishjujarey@way2wealth.com">harishjujarey@way2wealth.com</a>	+9122-61462981
Rakesh Gandhi	Technical Analyst – Forex & Commodity	<a href="mailto:rakeshgandhi@way2wealth.com">rakeshgandhi@way2wealth.com</a>	+9122-61462982

#### Disclaimer

**Analyst Certification:** I, Rakesh Gandhi, the research analyst and author of this report, hereby certify that the views expressed in this research report accurately reflect our personal views about the subject securities, issuers, products, sectors or industries. It is also certified that no part of the compensation of the analyst(s) was, is, or will be directly or indirectly related to the inclusion of specific recommendations or views in this research. The analyst(s), principally responsible for the preparation of this research report, receives compensation based on overall revenues of the company (Way2Wealth Brokers Private Limited, hereinafter referred to as Way2Wealth) and has taken reasonable care to achieve and maintain independence and objectivity in making any recommendations.

It is confirmed that Rakesh Gandhi, the author of this report has not received any compensation from the companies mentioned in the report in the preceding 12 months. Our research professionals are paid in part based on the profitability of Way2Wealth, which include earnings from other business. Neither Way2Wealth nor its directors, employees, agents or representatives shall be liable for any damages whether direct or indirect, incidental, special or consequential including lost revenue or lost profits that may arise from or in connection with the use of the information contained in this report.

This report is for the personal information of the authorized recipient and does not construe to be any investment, legal or taxation advice to you. Way2Wealth is not soliciting any action based upon it. Nothing in this research shall be construed as a solicitation to buy or sell any security or product, or to engage in or refrain from engaging in any such transaction. The contents of this material are general and are neither comprehensive nor appropriate for every individual and are solely for the informational purposes of the readers. This material does not take into account the specific objectives, financial situation or needs of an individual/s or a Corporate/s or any entity/s.

This research has been prepared for the general use of the clients of the Way2Wealth and must not be copied, either in whole or in part, or distributed or redistributed to any other person in any form. If you are not the intended recipient you must not use or disclose the information in this research in any way. Though disseminated to all the customers simultaneously, not all customers may receive this report at the same time. Way2Wealth will not treat recipients as customers by virtue of their receiving this report. The distribution of this document in other jurisdictions may be restricted by the law applicable in the relevant jurisdictions and persons into whose possession this document comes should inform themselves about, and observe any such restrictions.

The report is based upon information obtained from sources believed to be reliable, but we do not make any representation or warranty that it is accurate, complete or up to date and it should not be relied upon as such. Way2Wealth or any of its affiliates or employees makes no warranties, either express or implied of any kind regarding any matter pertaining to this report, including, but not limited to warranties of suitability, fitness for a particular purpose, accuracy, timeliness, completeness or non-infringement. We accept no obligation to correct or update the information or opinions in it. Way2Wealth or any of its affiliates or employees shall not be in any way responsible for any loss or damage that may arise to any person from any inadvertent error in the information contained in this report. The recipients of this report should rely on their own investigations. In no event shall Way2Wealth be liable for any damages of any kind, including, but not limited to, indirect, special, incidental, consequential, punitive, lost profits, or lost opportunity, whether or not Way2Wealth has advised of the possibility of such damages.

This material contains statements that are forward-looking; such statements are based upon the current beliefs and expectations and are subject to significant risks and uncertainties. Actual results may differ from those set forth in the forward-looking statements. These uncertainties include but are not limited to: the risk of adverse movements or volatility in the securities markets or in interest or foreign exchange rates or indices; adverse impact from an economic slowdown; downturn in domestic or foreign securities and trading conditions or markets; increased competition; unfavourable political and diplomatic developments; change in the governmental or regulatory policies; failure of a corporate event and such others. This is not an offer to buy or sell or a solicitation of an offer to buy or sell any security or instrument or to participate in any particular trading strategy. No part of this material may be copied or duplicated in any form by any means or redistributed without the written consent of Way2Wealth. In no event shall any reader publish, retransmit, redistribute or otherwise reproduce any information provided by Way2Wealth in any format to anyone. Way2Wealth and its affiliates, officers, directors and employees including persons involved in the preparation or issuance of this report may from time to time have interest in securities / positions, financial or otherwise in the securities related to the information contained in this report.