



## WEALTH PLUS PRODUCT



## PRODUCT OVERVIEW



- ✓ Model Portfolios are a basket of underlying Mutual Funds with superior long term track record. The product itself has more than 10 years of track record.
- ✓ Process driven approach for the selection of schemes based on style, objective, consistency and performance.
- ✓ Diversification of investments through exposure to mutual fund schemes short listed through “Quantitative and Qualitative based Model” .

### Our Basket Offering

PRODUCT	ALLOCATION	BENCHMARK	NATURE
Wealth Plus- Equity	100% Equity	Nifty 500 TRI	Aggressive
Wealth Plus- Balanced	60% Equity & 40% Fixed Income	60 Nifty 500 TRI + 40 CCIL Tenor <5 Yr TRI	Moderate
Wealth Plus- Debt	100% Fixed Income	India Fund Corporate Bond	Conservative

## RETURN ANALYSIS



PRODUCT	3 M	6 M	1 YR	2 YR	3 YR
Wealth Plus- Equity	-2.59	2.86	16.89	11.49	20.83
<b><i>Nifty 500 TR INR</i></b>	<b><i>-3.09</i></b>	<b><i>3.41</i></b>	<b><i>17.62</i></b>	<b><i>8.41</i></b>	<b><i>17.97</i></b>
Wealth Plus-Balanced	-0.96	3.65	12.39	10.20	16.03
<b><i>60 Nifty 500 : 40 CCIL 5 Year Tenor Index</i></b>	<b><i>-1.57</i></b>	<b><i>3.05</i></b>	<b><i>13.17</i></b>	<b><i>7.75</i></b>	<b><i>13.38</i></b>
Wealth Plus-Debt	1.22	3.38	7.29	7.81	7.98
<b><i>India Fund Corporate Bond</i></b>	<b><i>0.65</i></b>	<b><i>2.26</i></b>	<b><i>5.79</i></b>	<b><i>5.75</i></b>	<b><i>5.88</i></b>

\*as on 28<sup>th</sup> February 2026

-Returns < 1 yr are absolute returns and >1 year are annualized returns

Source: Morningstar Direct

## WEALTH PLUS - EQUITY





## Asset Allocation

- ✓ 100% into Equity Funds

## Investment Specification

- ✓ Wealth Plus- Equity seeks to obtain long term capital appreciation from a portfolio that is invested predominantly in the schemes of domestic mutual funds that actively invests in Equity and Equity related securities. We do not take any exposure in thematic and sectoral funds.

## Who should Invest?

- ✓ Has high return expectations from investments
- ✓ Tolerate higher degrees of fluctuation (sharp, short-term volatility) in the value of investments
- ✓ Need very high amount of capital gains distributions
- ✓ Desire potential returns much more than inflation & taxes
- ✓ Ideal Investment horizon: 5 years+

## RECOMMENDED PORTFOLIO ALLOCATION

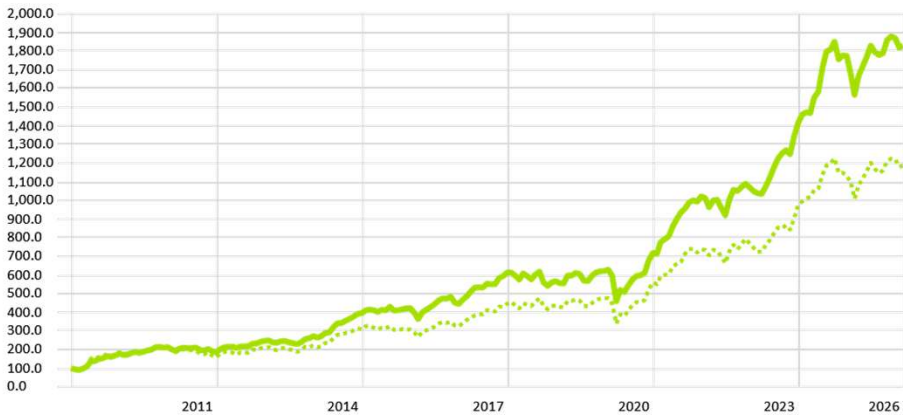


Category	Fund Name	Allocation (%)
Large Cap	ICICI Prudential Bluechip Fund	20%
Large & Mid Cap	DSP Large & Mid Cap Fund	20%
Large & Midcap	Bandhan Large and Mid cap Fund	20%
Small Cap	Bandhan Small Cap Fund	20%
Flexi Cap	HDFC Flexi Cap Fund	20%

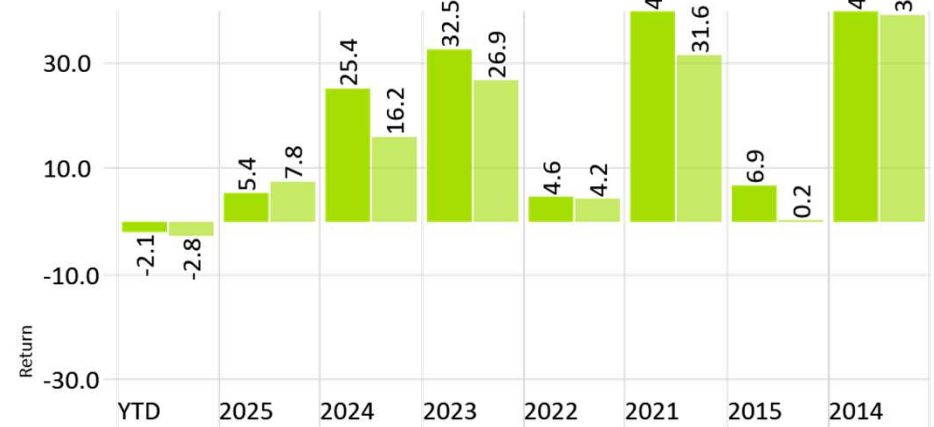
# PERFORMANCE ANALYTICS



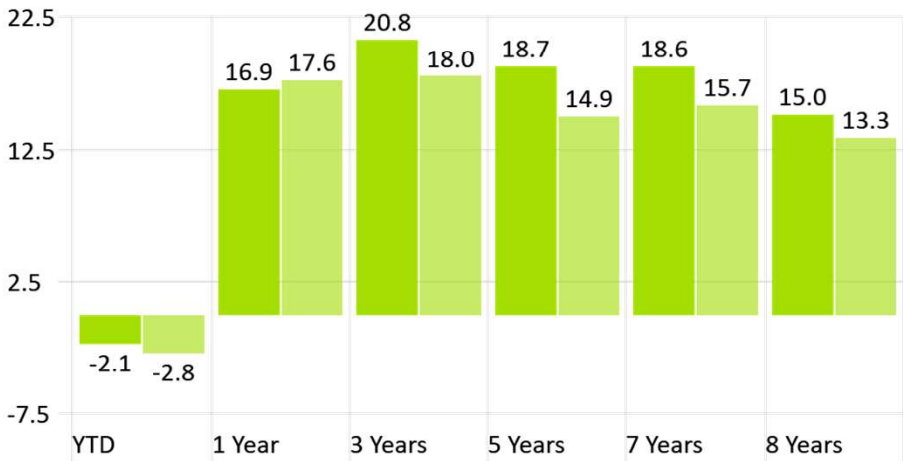
## Investment Growth



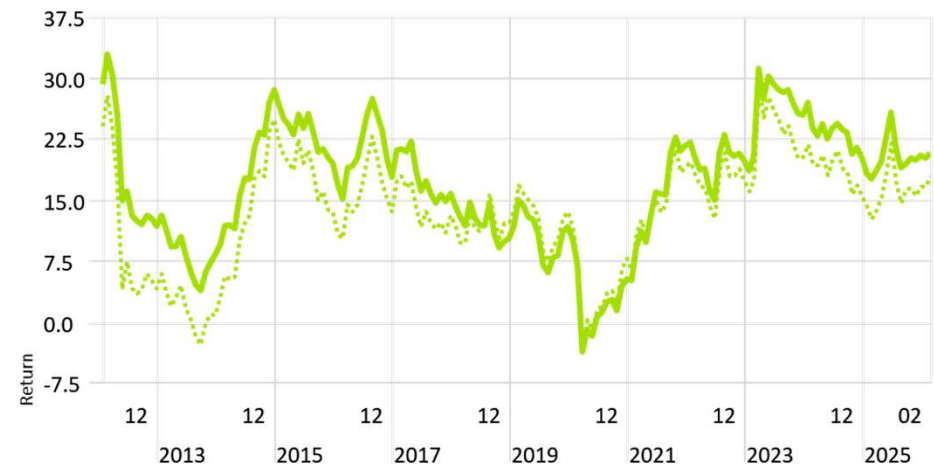
## Returns



## Trailing Returns



## Rolling Returns



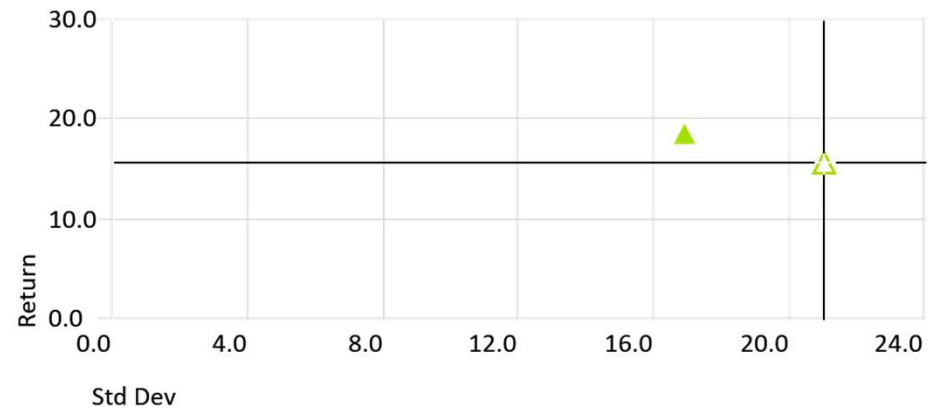
# RISK ANALYTICS



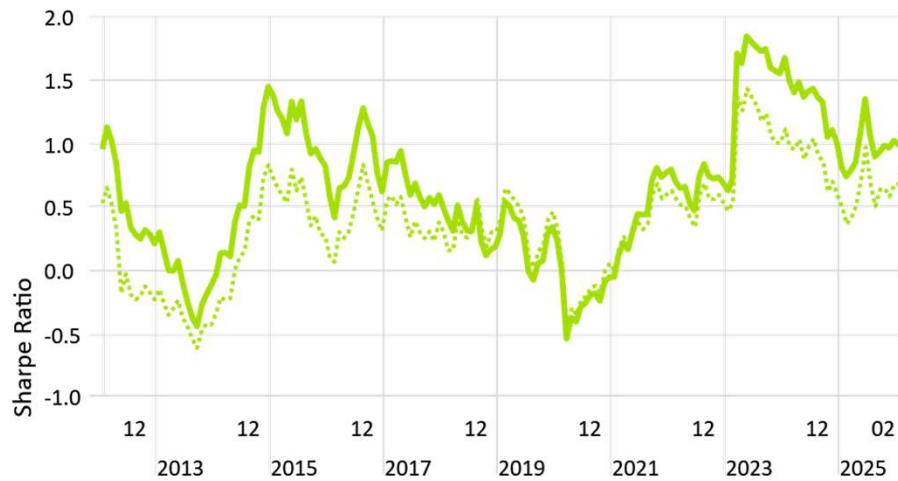
## Volatility



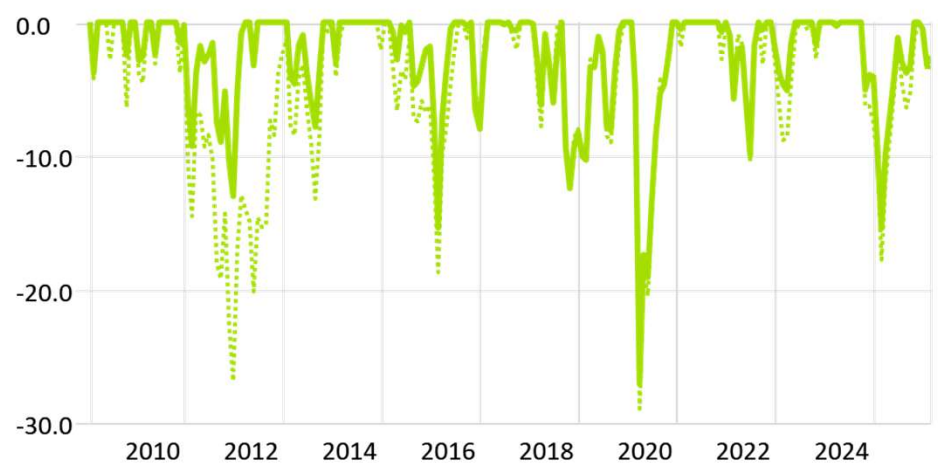
## Risk-Reward



## Risk-Adjusted Returns



## Drawdown



## WEALTH PLUS - BALANCED





## Asset Allocation

- ✓ 60% in Equity Funds & 40 % in to Fixed Income Funds

## Investment Specification

- ✓ Wealth Plus- Balanced is primarily for the investors who seek a balance between risk and reward. The Portfolio has a focus on capital appreciation with current income from a combined portfolio of equity and debt funds. Within Equity and Debt, the category allocation will be determined based on the market conditions.

## Who should Invest?

- ✓ Moderate return expectations from investments
- ✓ Need Regular income with capital appreciation
- ✓ Willing to accept a moderate level of risk and return
- ✓ Primarily apt for growth investor but want greater diversification
- ✓ Ideal Investment horizon: 3-5 years

## RECOMMENDED PORTFOLIO ALLOCATION

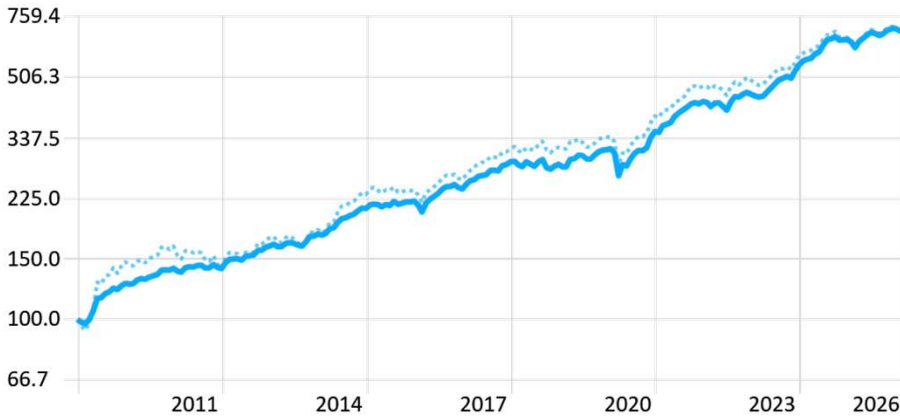


Category	Fund Name	Allocation (%)
<b><i>Equity Funds</i></b>		<b>60%</b>
Large & Mid Cap	DSP Large & Mid Cap Fund	20%
Large & Mid Cap	Bandhan Large and Mid cap Fund	20%
Flexi Cap	Parag Parikh Flexi cap Fund	20%
<b><i>Debt Funds</i></b>		<b>40%</b>
Debt Index Fund	HDFC Nifty G-Sec Jun 2036 Index Fund	20%
Corporate bond Fund	Aditya Birla Sun Life Corporate Bond Fund	20%

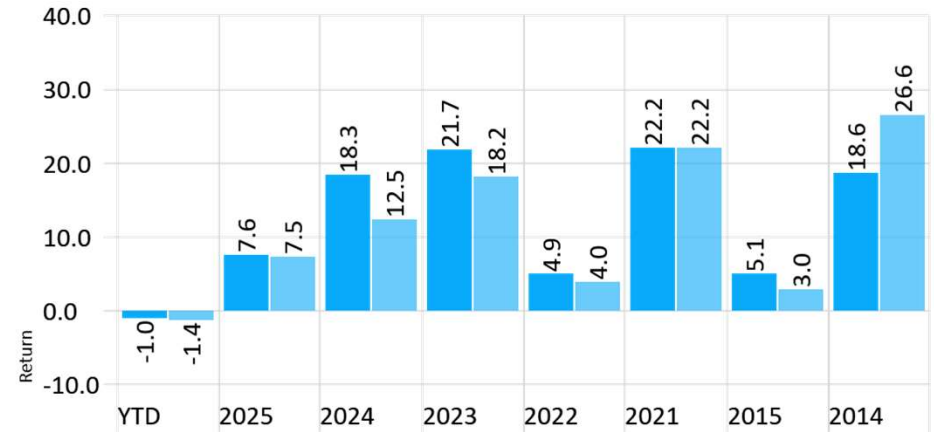
# PERFORMANCE ANALYTICS



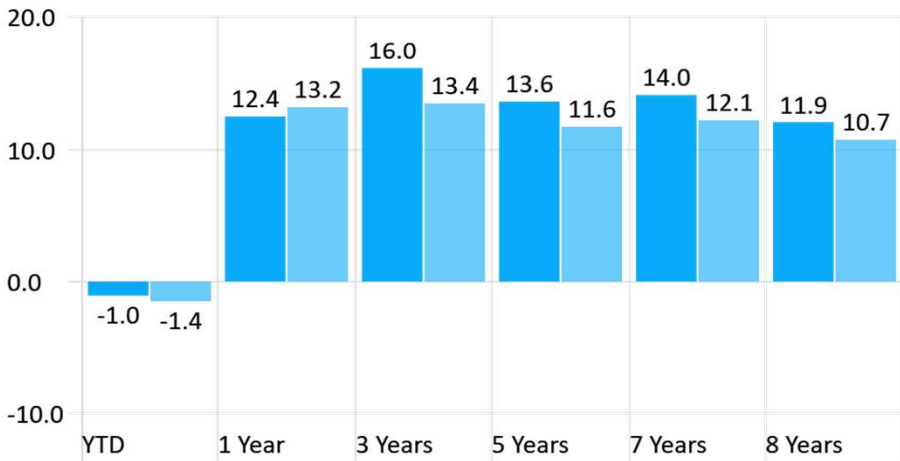
## Investment Growth



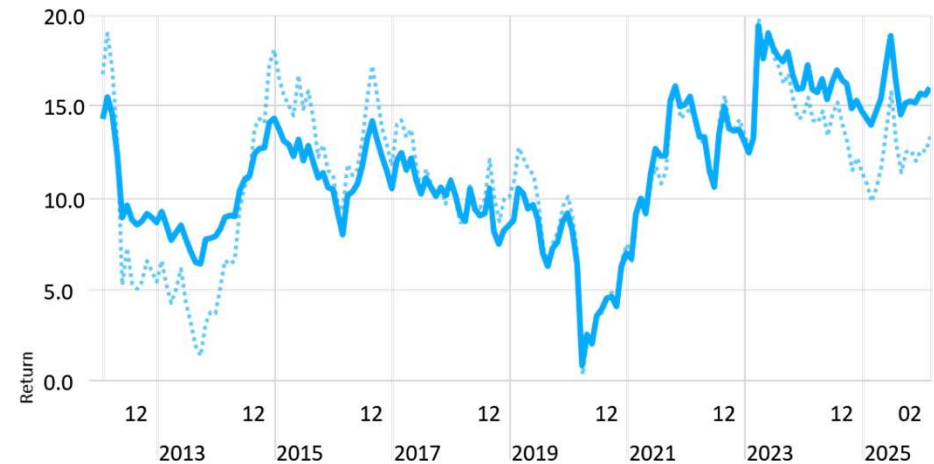
## Returns



## Trailing Returns



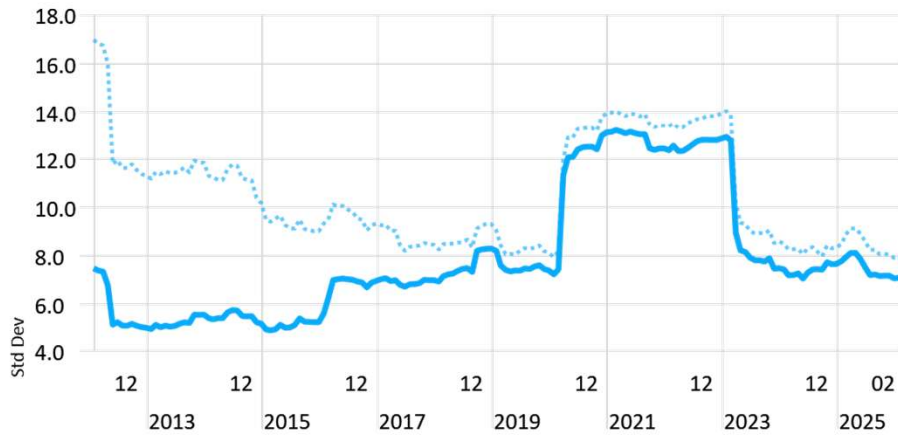
## Rolling Returns



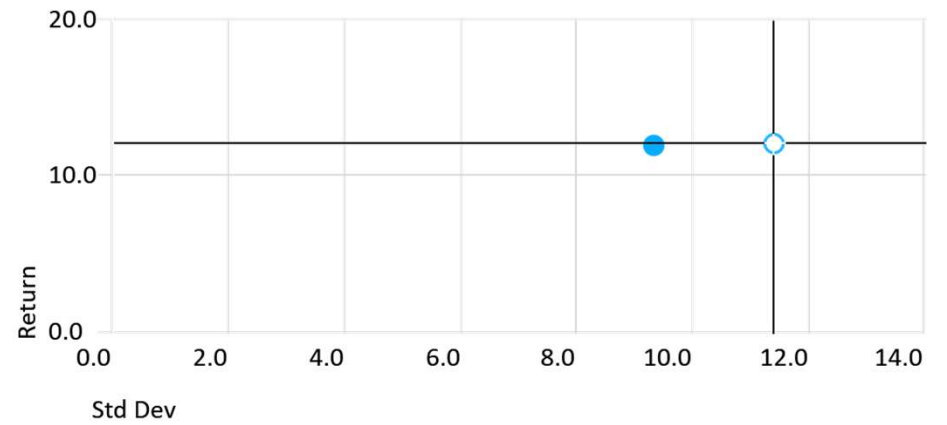
# RISK ANALYTICS



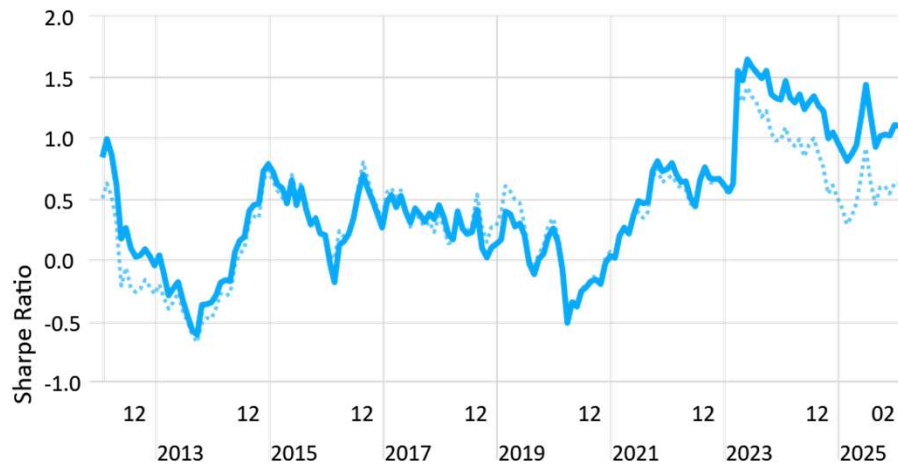
## Volatility



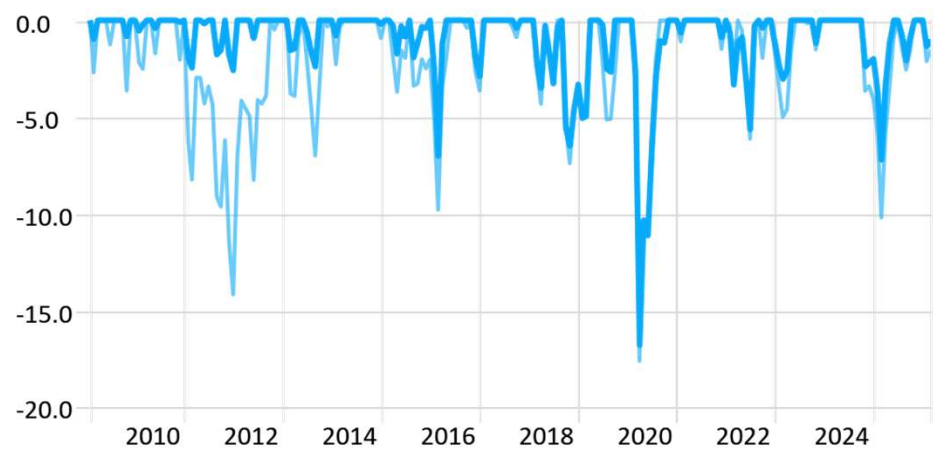
## Risk-Reward



## Risk-Adjusted Returns



## Drawdown



## WEALTH PLUS - DEBT





## Asset Allocation

- ✓ 100% into Fixed Income Funds

## Investment Specification

- ✓ Wealth Plus- Debt has a key goal of capital preservation and stability. The fixed income portfolio is majorly a mix of short-term debt and long-term debt funds. The portfolio focuses on absolute yields at relatively lower levels of risk. It generates “total returns” that comprises of capital gains and interest income.

## Who should Invest?

- ✓ Expecting positive real return
- ✓ Unwilling or unable to accept risk/volatility
- ✓ Ideal Investment horizon: 3 year+

## RECOMMENDED PORTFOLIO ALLOCATION

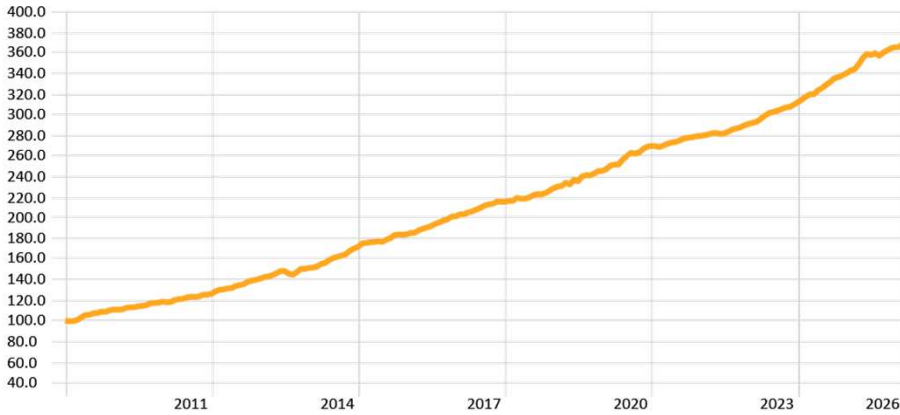


Category	Fund Name	Allocation (%)
Debt Index Fund	HDFC Nifty G-Sec Jun 2036 Index Fund	20%
Debt Index Fund	Mirae Asset CRISIL IBX Gilt Index April 2033 Index Fund	20%
Debt Index Fund	Axis CRISIL IBX SDL May 2027 Index Fund	20%
Corporate Bond Fund	Aditya Birla Sun Life Corporate Bond Fund	20%
Dynamic Bond Fund	ICICI Prudential All Seasons Bond Fund	20%

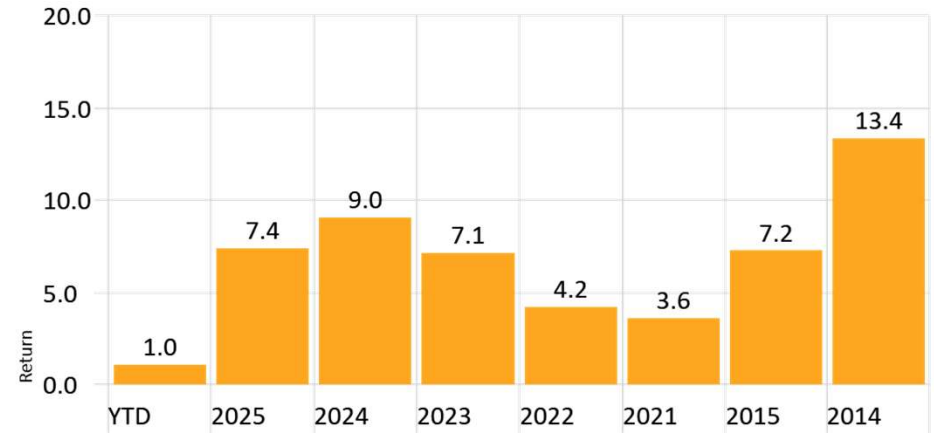
# PERFORMANCE ANALYTICS



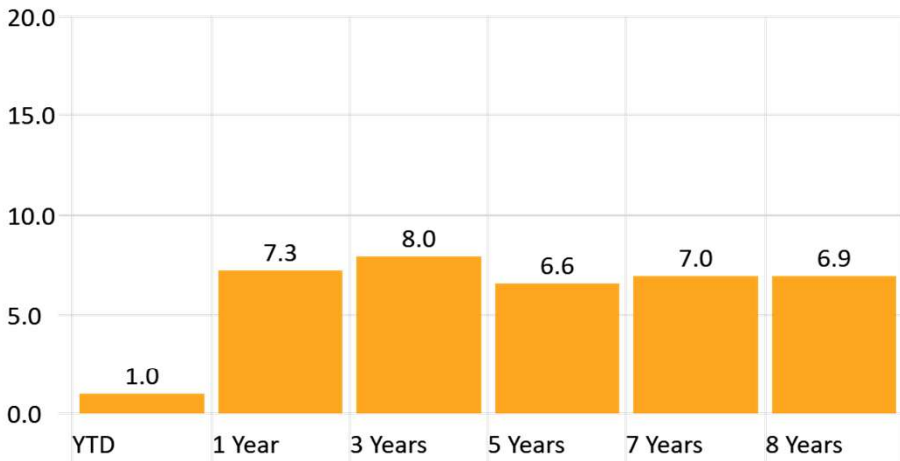
## Investment Growth



## Returns



## Trailing Returns



## Rolling Returns



## SIP RETURN ANALYSIS

PRODUCT	1 YR	3 YR	5 YR	10 YR
Wealth Plus- Equity	3.90	12.46	15.84	16.92
<b><i>Nifty 500 TR INR</i></b>	<b><i>2.97</i></b>	<b><i>10.10</i></b>	<b><i>12.71</i></b>	<b><i>14.64</i></b>
Wealth Plus-Balanced	4.54	10.79	12.56	12.76
<b><i>60 Nifty 500 : 40 CCIL 5 Year Tenor Index</i></b>	<b><i>3.69</i></b>	<b><i>8.60</i></b>	<b><i>10.13</i></b>	<b><i>11.38</i></b>
Wealth Plus-Debt	5.36	7.51	7.22	6.92
<b><i>India Fund Corporate Bond</i></b>	<b><i>4.45</i></b>	<b><i>6.07</i></b>	<b><i>5.95</i></b>	<b><i>5.92</i></b>

•\*as on 28<sup>th</sup> February 2026

•-Returns < 1 yr are absolute returns and >1 year are annualized returns

• Source: Morningstar Direct



Way2wealth MF Model Portfolio construction is based upon the principles of diversification, Risk Categorization, Effective Risk Management and active management. The Objective is to deliver consistently risk adjusted returns over a period of time. We believe that the above would add significant value for your MF Investments.

*Risk* is inevitable in life, and we cannot eliminate it entirely in the portfolios. However, by using the Risk Profiler, we manage to ensure that the portfolio is managed within the risk tolerance agreed. This portfolio risk is categorized by the equity exposure.

Each portfolio invests in a well-diversified blend of investments and targets an expected level of risk over a market cycle. Each portfolio contains a number of highly rated underlying funds that aim to outperform their benchmarks.

**There are many ways to find the risk portfolio that suits investors, for example by using risk profiling tools and seeking financial advice.**



The details of the investment steps are described below:

- ✓ **Primary focus on mutual fund scheme selection:**
  - ✓ Within each asset class, schemes are selected as per “*Internal investment ranking process*” which includes various factors like consistency of returns, Risk Metrics, Quality of Fund Management team, Portfolio Analysis, Interaction with the Fund manager etc.
- ✓ **Strategic Asset Allocation:**
  - ✓ Portfolios based on different assets
  - ✓ Predefined asset allocation rules across Equity and Debt in each of the portfolio.
- ✓ **Active Tactical decisions**
  - ✓ We make active tactical changes to category allocation in portfolios as conditions alter within the rules defined.
- ✓ **Portfolio Construction and Investment in funds**
- ✓ **Monitoring the portfolio**
  - ✓ Periodical Review of the same – monthly or as in when Required due to various changes or announcements.

## DISCLAIMER

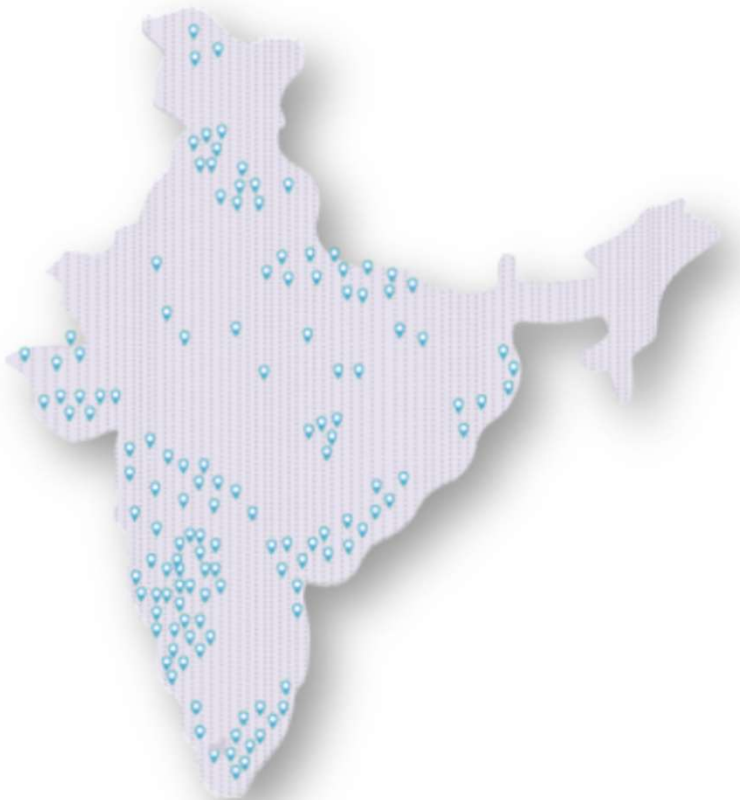


The contents of this material are general and are neither comprehensive nor appropriate for every individual and are solely for the informational purposes of the readers. This material does not take into account the specific investment objectives, financial situation or needs of an individual/s or a Corporate/s or any entity/s. A qualified professional should be consulted before making an investment decisions or acting on any information contained in this material. All investments involve risk and past performance does not guarantee future results. Investigate before you invest. You are strongly cautioned to verify any information before using it for any personal or business purpose.

Way2Wealth Brokers (P) Limited (herein after called Way2Wealth) does not guarantee the accuracy, quality or completeness of any information. Much of the information is relevant only in India. Way2wealth makes no warranties, either express or implied, including, but not limited to warranties of suitability, fitness for a particular purpose, accuracy, timeliness, completeness or non-infringement. In no event shall Way2Wealth be liable for any damages of any kind, including, but not limited to, indirect, special, incidental, consequential, punitive, lost profits, or lost opportunity, whether or not Way2Wealth has been advised of the possibility of such damages. This material contains statements that are forward-looking; such statements are based upon the current beliefs and expectations and are subject to significant risks and uncertainties. Actual results may differ from those set forth in the forward-looking statements. These uncertainties include but are not limited to: the risk of adverse movements or volatility in the securities markets or in interest or foreign exchange rates or indices; adverse impact from an economic slowdown; downturn in domestic or foreign securities and trading conditions or markets; increased competition; unfavorable political and diplomatic developments; change in the governmental or regulatory policies; failure of a corporate event and such others.

This is not an offer to buy or sell or a solicitation of an offer to buy or sell any security or instrument or to participate in any particular trading strategy. No part of this material may be copied or duplicated in any form by any means or redistributed without the written consent of Way2Wealth. In no event shall any reader publish, retransmit, redistribute or otherwise reproduce any information provided by Way2Wealth in any format to anyone. Way2Wealth and its affiliates, officers, directors and employees including persons involved in the preparation or issuance of this report may from time to time have interest in securities thereof, of companies mentioned herein..

# NETWORK



State wise location nos.	
Karnataka	27
Andhra Pradesh	14
Maharashtra	13
Uttar Pradesh	12
Tamil Nadu	12
Gujarat	11
Punjab	5
Telangana	4
West Bengal	4
Madhya Pradesh	3
Rajasthan	3
Jammu & Kashmir	3
Haryana	3
Goa	3
Chhattisgarh	2
Jharkhand	2
New Delhi	2
Kerala	2
Bihar	1
Dadra & Nagar Haveli	1
Uttarakhand	1
<b>Total Locations</b>	<b>128</b>

State wise outlets	
Maharashtra	172
Karnataka	119
Gujarat	46
West Bengal	34
Tamil Nadu	37
Punjab	31
Telangana	31
Andhra Pradesh	26
Uttar Pradesh	22
New Delhi	19
Haryana	7
Madhya Pradesh	6
Chhattisgarh	4
Goa	4
Rajasthan	3
Jammu & Kashmir	3
Jharkhand	2
Kerala	2
Bihar	1
Dadra & Nagar Haveli	1
Uttarakhand	1
<b>Total</b>	<b>571</b>

Top 10 Cities	
Mumbai	112
Bangalore	60
Kolkata	30
Amritsar	25
Hyderabad	23
Chennai	20
Thane	20
Surat	19
New Delhi	17
Pune	12
Ahmedabad	16
Nagpur	15
Spread	
Central	10
West	223
South	215
North	86
East	37
<b>Total</b>	<b>571</b>
<b>Owned Branches : 38</b>	
<b>Associate Branches : 533</b>	

**570+ Outlets | 120+ Locations | 1000+ Wealth Managers**



**Thank You  
&  
Happy Investing**

---

**Way2Wealth Brokers Private Limited**

**Registered Office Address**

Rukmini Towers, 3rd & 4th Floor, # 3/1, Platform Road, Sheshadripuram, Bangalore - 560 020. Tel.: (080) 43676869, (080) 23564556/23561952

**Corporate Office Address**

101-104, A Wing, 1st Floor, Dynasty Business Park, JB Nagar, Andheri-Kurla Road, Andheri (E), Mumbai – 400 059. Tel.: (+91 22) 40192900/61462900

[www.way2wealth.com](http://www.way2wealth.com)

---