

MCX ALUMINIUM OCT



- Aluminium prices opened slightly lower in the last session and prices recovered for first half of the session till high of 149.25. Later prices fell again for the remaining session till low of 147.25.
- Prices have taken strong support around its short term rising trend line coinciding with its previous declining trend line breakout level.
- Prices are expected to recover from these levels if break above 149.25 level towards next resistance placed around 152.30 level.
- On the lower side immediate supports are placed around 147.25 and 145.15 levels.

Today's Actionable

Commodity	Expiry	Action	Entry	Target	Stop loss
Aluminium	Oct	Buy	Above 149.25	152.30	147.20
Silver	Dec	Buy	Above 38960	39600	38520
Soy oil	Nov	Buy	Around 762.50	772	756

MCX

Commodity	Expiry	Close (Rs)	Change	% Change
GOLD	05 DEC 2018	31902	-170	-0.53
SILVER	05 DEC 2018	38796	-63	-0.16
COPPER	30 NOV 2018	453	5.2	1.16
CRUDEOIL	19 OCT 2018	5087	14	0.28
ZINC	31 OCT 2018	196.6	-3.75	-1.87
LEAD	31 OCT 2018	145.9	-0.85	-0.58
ALUMINIUM	31 OCT 2018	147.95	-0.9	-0.6
NICKEL	31 OCT 2018	914.3	7.9	0.87
NATURALGAS	26 OCT 2018	238.3	0.7	0.29
MENTHAOIL	31 OCT 2018	1702.3	-12.7	-0.74

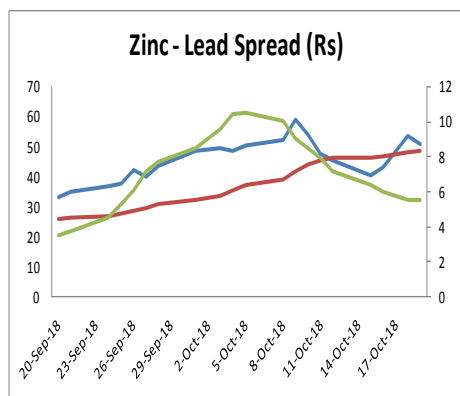
NCDEX

Commodity	Expiry	Close (Rs)	Change	% Change
GUARGUM5	20 NOV 2018	9780	-40	-0.41
GUARSEED10	20 NOV 2018	4534	-16	-0.35
CHANA	20 NOV 2018	4112	-20	-0.48
CASTOR	20 NOV 2018	5254	80	1.55
RMSEED	20 NOV 2018	4166	-25	-0.6
SYBEANIDR	20 NOV 2018	3246	-55	-1.67
SYOREF	20 NOV 2018	770	-5.9	-0.76
JEERAUNJHA	20 NOV 2018	20405	155	0.77
TMCFGRNZM	20 NOV 2018	6560	200	0.98
COCUDAKL	20 DEC 2018	1789	8	0.12

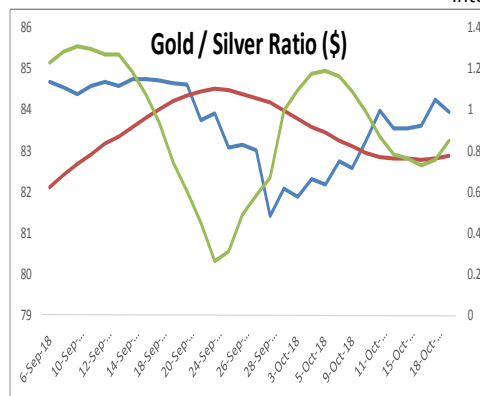
International Prices

Exchange	Commodity	Close (\$)	Change	% Change
Comex	Gold	1229.6	-0.5	-0.04%
Comex	Silver	14.645	0.041	0.28%
Nymex	Crude Oil WTI	69.17	0.52	0.76%
ICE	Brent Oil	79.94	0.65	0.82%
Nymex	Natural Gas	3.24	0.042	1.31%
LME	Copper	6223.25	92	1.50%
LME	Lead	1995.75	-0.25	-0.01%
LME	Zinc	2626.75	-45.25	-1.69%
LME	Aluminium	2008.5	-3.25	-0.16%
LME	Nickel	12477.5	177.5	1.44%

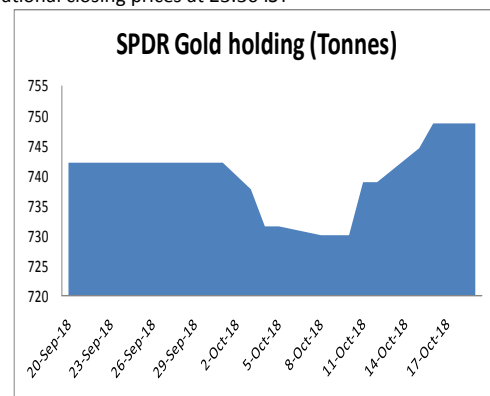
International closing prices at 23:30 IST



Spread — Spread Avg — STD —



Ratio — Ratio Avg — STD —



ECONOMIC DATA & EVENTS					
TIME(IST)	COUNTRY	DATA & EVENTS	ACTUAL	FORECAST	PREVIOUS
-	-	-	-	-	-
-	-	-	-	-	-
-	-	-	-	-	-
-	-	-	-	-	-
-	-	-	-	-	-
-	-	-	-	-	-

DAILY PIVOT LEVELS							
Symbol	Expiry	LTP	S2	S1	Pivot	R1	R2
GOLD	05 DEC 2018	31902	31753	31828	31937	32012	32121
SILVER	05 DEC 2018	38796	38546	38671	38814	38939	39082
COPPER	30 NOV 2018	453.0	444.8	448.9	451.3	455.4	457.8
CRUDEOIL	19 OCT 2018	5087	4990	5039	5081	5130	5172
ZINC	31 OCT 2018	196.6	193.0	194.8	197.9	199.7	202.7
LEAD	31 OCT 2018	145.9	143.0	144.5	145.6	147.1	148.2
ALUMINIUM	31 OCT 2018	148.0	146.2	147.1	148.2	149.1	150.2
NICKEL	31 OCT 2018	914.3	899.2	906.8	916.0	923.6	932.8
NATURALGAS	26 OCT 2018	238.3	228.8	233.6	236.4	241.2	244.0
MENTHAOIL	31 OCT 2018	1702.3	1679.2	1690.7	1700.9	1712.4	1722.6
GUARGUM5	20 NOV 2018	9780	9663	9721	9827	9885	9991
GUARGUM5	20 DEC 2018	9925	9800	9862	9963	10025	10126
GUARSEED10	20 NOV 2018	4534	4478	4506	4550	4578	4621
GUARSEED10	20 DEC 2018	4594	4549	4571	4610	4632	4671
CHANA	20 NOV 2018	4112	4004	4058	4104	4158	4204
CHANA	20 DEC 2018	4134	4016	4075	4119	4178	4222
CASTOR	20 NOV 2018	5254	5101	5177	5247	5323	5393
CASTOR	20 DEC 2018	5290	5167	5229	5275	5337	5383
RMSEED	20 NOV 2018	4166	4143	4155	4176	4188	4209
RMSEED	20 DEC 2018	4220	4194	4207	4232	4245	4270
SYBEANIDR	20 NOV 2018	3246	3217	3231	3255	3269	3293
SYBEANIDR	20 DEC 2018	3289	3254	3271	3300	3317	3346
SYOREF	20 NOV 2018	766.4	758.4	762.4	765.7	769.7	773.0
SYOREF	20 DEC 2018	770.0	761.0	765.5	769.5	774.0	778.0
COCUDAKL	20 DEC 2018	1789	1764	1776	1801	1813	1838
COCUDAKL	18 JAN 2019	1802	1775	1788	1816	1829	1857
JEERAUNJHA	20 NOV 2018	20405	20022	20213	20377	20568	20732
JEERAUNJHA	20 DEC 2018	20660	20253	20457	20618	20822	20983
TMCFRGNZM	20 NOV 2018	6560	6476	6518	6564	6606	6652
TMCFRGNZM	20 DEC 2018	6546	6482	6514	6552	6584	6622
DHANIYA	20 DEC 2018	5761	5604	5682	5780	5858	5956
DHANIYA	20 NOV 2018	5630	5443	5537	5643	5737	5843
COTTON	30 NOV 2018	22520	22320	22420	22580	22680	22840
COTTON	31 OCT 2018	22780	22607	22693	22807	22893	23007

TEAM

ANALYST	DESIGNATION	EMAIL	TELEPHONE
Aditya Agarwal	Head – Technical Research	aditya@way2wealth.com	+91 22-61462955
Harish Jujarey	Sr. Technical Analyst – Forex & Commodity	harishjujarey@way2wealth.com	+91 22-61462952
Mohit Agarwal	Technical Analyst – Forex & Commodity	mohitk@way2wealth.com	+91 22-61462954
Monil Shah, CMT	Technical Analyst – Equity & Forex	monilshah@way2wealth.com	+91 22-61462980

Disclaimer

Analyst Certification: I, Mohit Agarwal, the research analyst and author of this report, hereby certify that the views expressed in this research report accurately reflect our personal views about the subject securities, issuers, products, sectors or industries. It is also certified that no part of the compensation of the analyst(s) was, is, or will be directly or indirectly related to the inclusion of specific recommendations or views in this research. The analyst(s), principally responsible for the preparation of this research report, receives compensation based on overall revenues of the company (Way2Wealth Brokers Private Limited, hereinafter referred to as Way2Wealth) and has taken reasonable care to achieve and maintain independence and objectivity in making any recommendations.

It is confirmed that Mohit Agarwal, the author of this report has not received any compensation from the companies mentioned in the report in the preceding 12 months. Our research professionals are paid in part based on the profitability of Way2Wealth, which include earnings from other business. Neither Way2Wealth nor its directors, employees, agents or representatives shall be liable for any damages whether direct or indirect, incidental, special or consequential including lost revenue or lost profits that may arise from or in connection with the use of the information contained in this report.

This report is for the personal information of the authorized recipient and does not construe to be any investment, legal or taxation advice to you. Way2Wealth is not soliciting any action based upon it. Nothing in this research shall be construed as a solicitation to buy or sell any security or product, or to engage in or refrain from engaging in any such transaction. The contents of this material are general and are neither comprehensive nor appropriate for every individual and are solely for the informational purposes of the readers. This material does not take into account the specific objectives, financial situation or needs of an individual/s or a Corporate/s or any entity/s.

This research has been prepared for the general use of the clients of the Way2Wealth and must not be copied, either in whole or in part, or distributed or redistributed to any other person in any form. If you are not the intended recipient you must not use or disclose the information in this research in any way. Though disseminated to all the customers simultaneously, not all customers may receive this report at the same time. Way2Wealth will not treat recipients as customers by virtue of their receiving this report. The distribution of this document in other jurisdictions may be restricted by the law applicable in the relevant jurisdictions and persons into whose possession this document comes should inform themselves about, and observe any such restrictions.

The report is based upon information obtained from sources believed to be reliable, but we do not make any representation or warranty that it is accurate, complete or up to date and it should not be relied upon as such. Way2Wealth or any of its affiliates or employees makes no warranties, either express or implied of any kind regarding any matter pertaining to this report, including, but not limited to warranties of suitability, fitness for a particular purpose, accuracy, timeliness, completeness or non-infringement. We accept no obligation to correct or update the information or opinions in it. Way2Wealth or any of its affiliates or employees shall not be in any way responsible for any loss or damage that may arise to any person from any inadvertent error in the information contained in this report. The recipients of this report should rely on their own investigations. In no event shall Way2Wealth be liable for any damages of any kind, including, but not limited to, indirect, special, incidental, consequential, punitive, lost profits, or lost opportunity, whether or not Way2Wealth has advised of the possibility of such damages.

This material contains statements that are forward-looking; such statements are based upon the current beliefs and expectations and are subject to significant risks and uncertainties. Actual results may differ from those set forth in the forward-looking statements. These uncertainties include but are not limited to: the risk of adverse movements or volatility in the securities markets or in interest or foreign exchange rates or indices; adverse impact from an economic slowdown; downturn in domestic or foreign securities and trading conditions or markets; increased competition; unfavourable political and diplomatic developments; change in the governmental or regulatory policies; failure of a corporate event and such others. This is not an offer to buy or sell or a solicitation of an offer to buy or sell any security or instrument or to participate in any particular trading strategy. No part of this material may be copied or duplicated in any form by any means or redistributed without the written consent of Way2Wealth. In no event shall any reader publish, retransmit, redistribute or otherwise reproduce any information provided by Way2Wealth in any format to anyone. Way2Wealth and its affiliates, officers, directors and employees including persons involved in the preparation or issuance of this report may from time to time have interest in securities / positions, financial or otherwise in the securities related to the information contained in this report.