

MCX CRUDE OIL NOVEMBER



- MCX Crude November has been finding resistance near 3075-3085 levels from last few weeks and currently also prices are trading near the same. Hence, it is important to close above this zone to see further upside.
- The above daily chart shows that prices are hovering between horizontal lines as well as Bollinger Bands as per which resistance is at placed at 3075-30852 levels.
- As long as 2920-2910 zone is protected on downside, we can expect upside breakout in this commodity.
- Money Flow Index has been showing positive uptick which is bullish sign.
- In short, Crude November can move higher sharply once it manages to close above 3075-3085 zone. 2910 & 2795 are the support levels.

Today's Actionable

Commodity	Expiry	Action	Entry	Target	Stop loss
Crude	Nov	Buy	Around 3000	3090	2950
Nickel	Oct	Buy	Around 1136	1150	1127
Silver	Dec	Buy	Around 62000	63600	60900

MCX

Commodity	Expiry	Close (Rs)	Change	% Change
GOLD	04 DEC 2020	50687	140	0.28
SILVER	04 DEC 2020	62095	419	0.68
CRUDEOIL	19 OCT 2020	2998	3	0.1
NATURALGAS	27 OCT 2020	201.2	-5	-2.42
COPPER	30 OCT 2020	530.45	2.85	0.54
NICKEL	30 OCT 2020	1146	-3.6	-0.31
ALUMINIUM	30 OCT 2020	150.8	-0.35	-0.23
LEAD	30 OCT 2020	147.95	0.7	0.48
ZINC	30 OCT 2020	196.45	2.8	1.45
COTTON	30 OCT 2020	19850	500	2.58

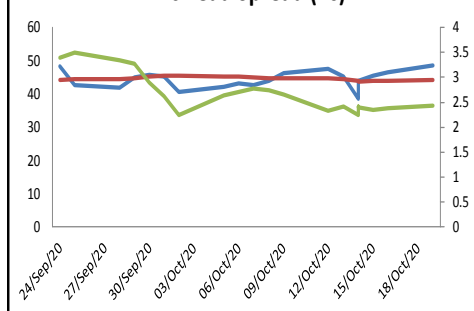
NCDEX

Commodity	Expiry	Close (Rs)	Change	% Change
GUARGUM5	20 NOV 2020	6077	71	1.18
GUARSEED10	20 NOV 2020	4066	34	0.84
CHANA	20 NOV 2020	5431	31	0.57
CASTOR	20 NOV 2020	4214	-22	-0.52
RMSEED	20 NOV 2020	5601	46	0.83
SYBEANIDR	20 NOV 2020	4240	51	1.22
SYOREF	20 NOV 2020	939.3	5.4	0.58
COCUDAKL	18 DEC 2020	1790	-31	-1.7
JEERAUNJHA	20 NOV 2020	14075	180	1.3
TMCFGRNZM	20 NOV 2020	5982	116	1.98

GLOBAL

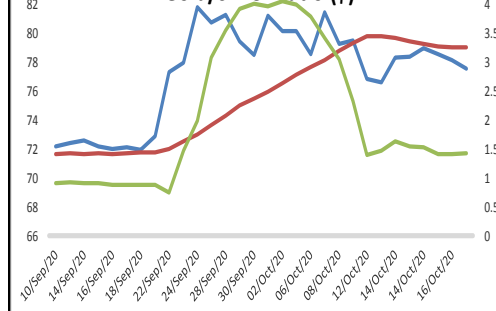
Exchange	Commodity	Close (\$)	Change	% Change
Comex	Gold	1,909.65	3.25	0.17%
Comex	Silver	24.63	0.23	0.92%
Nymex	Crude Oil WTI	41.05	-0.07	-0.17%
ICE	Brent Oil	42.68	-0.25	-0.58%
Nymex	Natural Gas	2.76	-0.02	-0.65%
LME	Copper	6,771.00	41.00	0.61%
LME	Nickel	15,655.00	-20.00	-0.13%
LME	Aluminium	1,846.25	-17.25	-0.93%
LME	Lead	1,755.25	4.25	0.24%
LME	Zinc	2,485.00	54.25	2.23%

Zinc-Lead Spread (Rs)



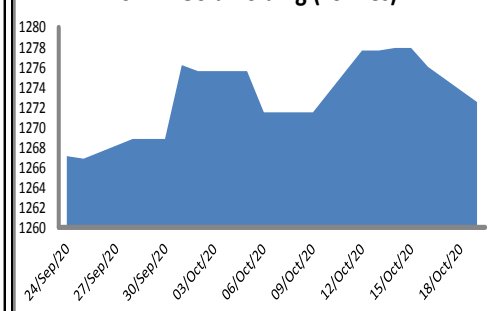
Spread — Spread Avg — STD —

Gold/Silver Ratio (\$)



Ratio — Ratio Avg — STD —

SPDR Gold holding (Tonnes)



ECONOMIC DATA & EVENTS					
TIME(IST)	COUNTRY	DATA & EVENTS	ACTUAL	FORECAST	PREVIOUS
1:30 PM	EU	Current Account (Aug)	-	17.2B	16.6B
6:00 PM	US	Building Permits (Sep)	-	1.520M	1.476M
6:00 PM	US	Housing Starts (MoM) (Sep)	-	-	-5.10%
6:00 PM	US	Housing Starts (Sep)	-	1.457M	1.416M
-	-	-	-	-	-
-	-	-	-	-	-
-	-	-	-	-	-
-	-	-	-	-	-
-	-	-	-	-	-

DAILY PIVOT LEVELS							
Symbol	Expiry	LTP	S2	S1	Pivot	R1	R2
GOLD	INTL. SPOT (\$)	1906	1885	1895	1907	1917	1929
GOLD	04 DEC 2020	50687	50185	50436	50688	50939	51191
SILVER	INTL. SPOT (\$)	24.49	23.63	24.06	24.52	24.94	25.40
SILVER	04 DEC 2020	62095	60081	61088	62184	63191	64287
CRUDEOIL	19 OCT 2020	2998	2935	2966	2998	3029	3061
NATURALGAS	27 OCT 2020	201.2	190.9	196.0	200.8	205.9	210.7
COPPER	30 OCT 2020	530.5	524.0	527.2	530.3	533.5	536.6
NICKEL	30 OCT 2020	1146.0	1134.7	1140.3	1148.0	1153.6	1161.3
ALUMINIUM	30 OCT 2020	150.8	149.7	150.3	151.1	151.6	152.4
LEAD	30 OCT 2020	148.0	146.3	147.1	147.9	148.8	149.6
ZINC	30 OCT 2020	196.5	193.6	195.0	196.4	197.8	199.2
COTTON	30 OCT 2020	19850	19490	19670	19800	19980	20110
MENTHAOIL	30 OCT 2020	935.2	926.5	930.8	936.9	941.2	947.3
CPO	30 OCT 2020	782.1	773.4	777.7	781.4	785.7	789.4
CPO	27 NOV 2020	775.4	764.7	770.0	775.2	780.5	785.7
GUARGUM5	20 NOV 2020	6077	5955	6016	6061	6122	6167
GUARGUM5	18 DEC 2020	6141	6040	6091	6130	6181	6220
GUARSEED10	20 NOV 2020	4066	4003	4034	4059	4090	4115
GUARSEED10	18 DEC 2020	4087	4046	4066	4086	4106	4126
CHANA	20 NOV 2020	5431	5298	5365	5417	5484	5536
CHANA	18 DEC 2020	5482	5376	5429	5473	5526	5570
CASTOR	20 NOV 2020	4214	4167	4191	4225	4249	4283
CASTOR	18 DEC 2020	4264	4219	4241	4271	4293	4323
RMSEED	20 NOV 2020	5601	5496	5549	5592	5645	5688
RMSEED	18 DEC 2020	5609	5547	5578	5609	5640	5671
SYBEANIDR	20 NOV 2020	4240	4119	4179	4220	4280	4321
SYBEANIDR	18 DEC 2020	4270	4161	4216	4250	4305	4339
SYOREF	20 NOV 2020	939.3	924.3	931.8	935.9	943.4	947.5
SYOREF	18 DEC 2020	939.6	927.1	933.3	936.8	943.0	946.5
COCUDAKL	18 DEC 2020	1790	1737	1763	1802	1828	1867
COCUDAKL	20 JAN 2021	1802	1755	1779	1813	1837	1871
JEERAUNJHA	20 NOV 2020	14075	13748	13912	14103	14267	14458
JEERAUNJHA	18 DEC 2020	14215	13988	14102	14238	14352	14488
TMCFGRNZM	20 NOV 2020	5982	5846	5914	5948	6016	6050
TMCFGRNZM	18 DEC 2020	6046	5931	5989	6027	6085	6123

TEAM

ANALYST	DESIGNATION	EMAIL	TELEPHONE
Monil Shah, CMT	AVP – Technical Analyst – Equity & Forex	monilshah@way2wealth.com	+9122-61462980
Harish Jujarey	Sr. Technical Analyst – Equity, Commodity & Forex	harishjujarey@way2wealth.com	+9122-61462981
Rakesh Gandhi	Technical Analyst – Forex & Commodity	rakeshgandhi@way2wealth.com	+9122-61462982

Disclaimer

Analyst Certification: I, Rakesh Gandhi, the research analyst and author of this report, hereby certify that the views expressed in this research report accurately reflect our personal views about the subject securities, issuers, products, sectors or industries. It is also certified that no part of the compensation of the analyst(s) was, is, or will be directly or indirectly related to the inclusion of specific recommendations or views in this research. The analyst(s), principally responsible for the preparation of this research report, receives compensation based on overall revenues of the company (Way2Wealth Brokers Private Limited, hereinafter referred to as Way2Wealth) and has taken reasonable care to achieve and maintain independence and objectivity in making any recommendations.

It is confirmed that Rakesh Gandhi, the author of this report has not received any compensation from the companies mentioned in the report in the preceding 12 months. Our research professionals are paid in part based on the profitability of Way2Wealth, which include earnings from other business. Neither Way2Wealth nor its directors, employees, agents or representatives shall be liable for any damages whether direct or indirect, incidental, special or consequential including lost revenue or lost profits that may arise from or in connection with the use of the information contained in this report.

This report is for the personal information of the authorized recipient and does not construe to be any investment, legal or taxation advice to you. Way2Wealth is not soliciting any action based upon it. Nothing in this research shall be construed as a solicitation to buy or sell any security or product, or to engage in or refrain from engaging in any such transaction. The contents of this material are general and are neither comprehensive nor appropriate for every individual and are solely for the informational purposes of the readers. This material does not take into account the specific objectives, financial situation or needs of an individual/s or a Corporate/s or any entity/s.

This research has been prepared for the general use of the clients of the Way2Wealth and must not be copied, either in whole or in part, or distributed or redistributed to any other person in any form. If you are not the intended recipient you must not use or disclose the information in this research in any way. Though disseminated to all the customers simultaneously, not all customers may receive this report at the same time. Way2Wealth will not treat recipients as customers by virtue of their receiving this report. The distribution of this document in other jurisdictions may be restricted by the law applicable in the relevant jurisdictions and persons into whose possession this document comes should inform themselves about, and observe any such restrictions.

The report is based upon information obtained from sources believed to be reliable, but we do not make any representation or warranty that it is accurate, complete or up to date and it should not be relied upon as such. Way2Wealth or any of its affiliates or employees makes no warranties, either express or implied of any kind regarding any matter pertaining to this report, including, but not limited to warranties of suitability, fitness for a particular purpose, accuracy, timeliness, completeness or non-infringement. We accept no obligation to correct or update the information or opinions in it. Way2Wealth or any of its affiliates or employees shall not be in any way responsible for any loss or damage that may arise to any person from any inadvertent error in the information contained in this report. The recipients of this report should rely on their own investigations. In no event shall Way2Wealth be liable for any damages of any kind, including, but not limited to, indirect, special, incidental, consequential, punitive, lost profits, or lost opportunity, whether or not Way2Wealth has advised of the possibility of such damages.

This material contains statements that are forward-looking; such statements are based upon the current beliefs and expectations and are subject to significant risks and uncertainties. Actual results may differ from those set forth in the forward-looking statements. These uncertainties include but are not limited to: the risk of adverse movements or volatility in the securities markets or in interest or foreign exchange rates or indices; adverse impact from an economic slowdown; downturn in domestic or foreign securities and trading conditions or markets; increased competition; unfavourable political and diplomatic developments; change in the governmental or regulatory policies; failure of a corporate event and such others. This is not an offer to buy or sell or a solicitation of an offer to buy or sell any security or instrument or to participate in any particular trading strategy. No part of this material may be copied or duplicated in any form by any means or redistributed without the written consent of Way2Wealth. In no event shall any reader publish, retransmit, redistribute or otherwise reproduce any information provided by Way2Wealth in any format to anyone. Way2Wealth and its affiliates, officers, directors and employees including persons involved in the preparation or issuance of this report may from time to time have interest in securities / positions, financial or otherwise in the securities related to the information contained in this report.