

### Market Round Up

Indian bourses opened on flat note in yesterday's trade and thereafter continued to inch upwards on back of short covering in banking, metal, capital goods, oil&gas and nbfc sector. However, in last hour of trades bears again took the control in their hands and sharp selloff was seen that dragged nifty below 10600 levels and finally closed around 10604 levels with loss of 37 points.

- Fresh short accumulation was seen in nifty fut. whereas banknifty and NiftyIT saw profit booking from higher levels. Nifty fut. added almost 1.16 lakh shares in OI and closed at 13 points premium.
- Long unwinding pressure was seen in technology sector and stocks like infy, relinfra, adaniport, relcapital, bajajauto and hdfcbank.
- Short positions were initiated in stocks like kscl, ntpc, pageind, bml, heromotoco and equitas.
- Selected short covering pullback was seen in psu banking, oil&gas, auto and capital good sector. Stocks like m&m, sreinfra, bankbaroda, acc, colpal, idea and pvr saw short unwinding.
- Enginersin, mindtree, bpcl, pfc, recltd and kajariacer were some of the stocks that saw long addition.

Domestic bourses are expected to open on positive note in today's session on back of strong Asian indices but on higher side nifty will continue to find strong resistance around 10740-10800 levels and from those levels profit booking can be seen. On lower end, nifty will find strong support around 10500 and below that can correct towards 10380-10320 levels.

### Recommendation

Script	Action	Initiation	Target	SL
HEXAWARE	BUY	Around 354	368	348
HDFCBANK	SELL	Below 2085	2060	2102

### Fill Action (Rs. Crores)

	Buy	Sell	Net(Cr)	OI (Cr)
Index Fut.	2928.54	2154.40	774.15	30576.74
Index Opt.	130140.23	130295.96	-155.73	64276.65
Stock Fut.	10570.82	10407.06	163.76	89102.94
Stock Opt.	8220.11	8358.04	-137.93	10443.41
<b>Total</b>	<b>151860</b>	<b>151215</b>	<b>644</b>	<b>194400</b>

### Options

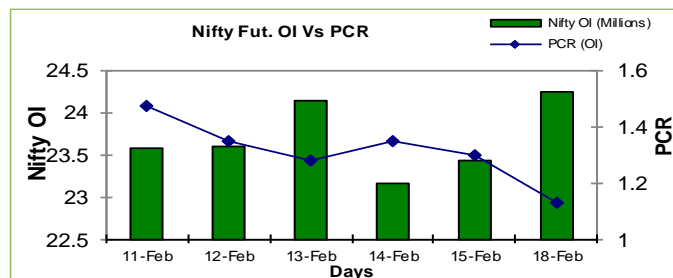
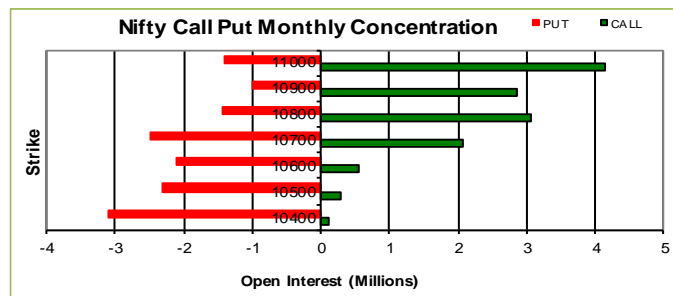
#### Most Active Nifty Monthly Options

Script	Strike Price	Option Type	Contract Traded	Open Interest
NIFTY	10700	CE	338545	1482675
NIFTY	10800	CE	309343	1945875
NIFTY	10600	PE	278087	816525

#### Most Active Stock Options

Script	Strike Price	Option Type	Contract Traded	Open Interest
RELIANCE	1240	CE	9728	1306000
RELIANCE	1260	CE	9371	1293500
RELIANCE	1200	PE	7913	1035500

### F&O Statistics



### Nifty Futures Support / Resistance

RESISTANCE	10715	10813
SUPPORT	10561	10504

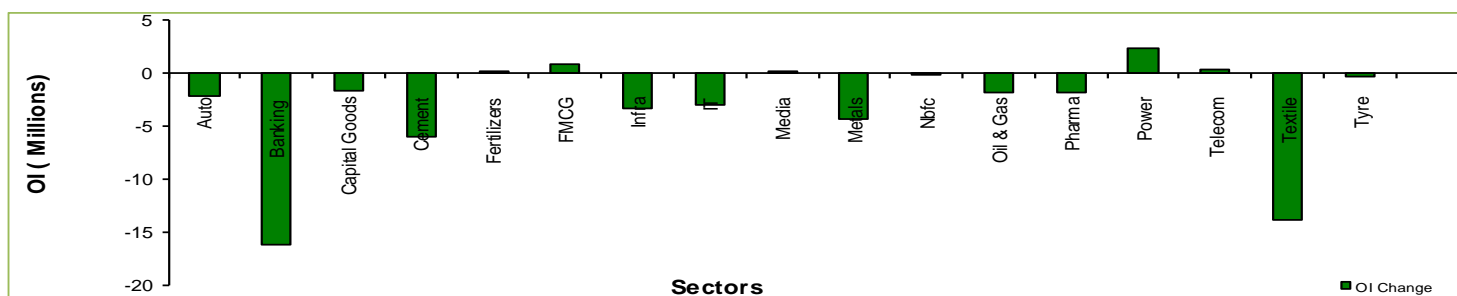
### Gainers / Losers

Top OI Gainer				
Script	Cl. Price	OI Chg.	Price Chg.	OI %Ch
ENGINERSIN	105.1	3169300	1.6	33.0
KSCL	418.6	471000	-46.8	30.8
NHPC	23.2	3132000	-0.1	10.3
IRB	112.9	758400	0.8	10.3
MINDTREE	890.1	192000	18.1	7.5

Top OI Loser / Least Gainers				
Script	Cl. Price	OI Chg.	Price Chg.	OI %Ch
GODFRYPHLP	877.6	-38500	5.4	-8.0
NIFTYIT	15383.0	-2600	-327.0	-8.5
INFY	726.8	-3182400	-16.3	-9.0
REPCOHOME	314.2	-94600	-2.9	-9.1
AMBUJACEM	199.1	-4672500	1.4	-26.5

### Sector OI Change



### TEAM

ANALYST	DESIGNATION	EMAIL	TELEPHONE
Aditya Agarwal	Head – Technical Research	<a href="mailto:aditya@way2wealth.com">aditya@way2wealth.com</a>	+91 22-61 462955
Harish Jujarey	Sr. Technical Analyst – Commodity	<a href="mailto:harishjujarey@way2wealth.com">harishjujarey@way2wealth.com</a>	+91 22-61 462952
Mohit Agarwal	Technical Analyst – Forex & Commodity	<a href="mailto:mohitk@way2wealth.com">mohitk@way2wealth.com</a>	+91 22-61 462954
Monil Shah, CMT	Technical Analyst – Equity & Forex	<a href="mailto:monilshah@way2wealth.com">monilshah@way2wealth.com</a>	+91 22-61 462980

#### Disclaimer

**Analyst Certification:** I, Aditya Agarwal, the research analyst and author of this report, hereby certify that the views expressed in this research report accurately reflect our personal views about the subject securities, issuers, products, sectors or industries. It is also certified that no part of the compensation of the analyst(s) was, is, or will be directly or indirectly related to the inclusion of specific recommendations or views in this research. The analyst(s), principally responsible for the preparation of this research report, receives compensation based on overall revenues of the company (Way2Wealth Brokers Private Limited, hereinafter referred to as Way2Wealth) and has taken reasonable care to achieve and maintain independence and objectivity in making any recommendations.

It is confirmed that Aditya Agarwal, the author of this report has not received any compensation from the companies mentioned in the report in the preceding 12 months. Our research professionals are paid in part based on the profitability of Way2Wealth, which include earnings from other business. Neither Way2Wealth nor its directors, employees, agents or representatives shall be liable for any damages whether direct or indirect, incidental, special or consequential including lost revenue or lost profits that may arise from or in connection with the use of the information contained in this report.

This report is for the personal information of the authorized recipient and does not construe to be any investment, legal or taxation advice to you. Way2Wealth is not soliciting any action based upon it. Nothing in this research shall be construed as a solicitation to buy or sell any security or product, or to engage in or refrain from engaging in any such transaction. The contents of this material are general and are neither comprehensive nor appropriate for every individual and are solely for the informational purposes of the readers. This material does not take into account the specific objectives, financial situation or needs of an individual/s or a Corporate/s or any entity/s.

This research has been prepared for the general use of the clients of the Way2Wealth and must not be copied, either in whole or in part, or distributed or redistributed to any other person in any form. If you are not the intended recipient you must not use or disclose the information in this research in any way. Though disseminated to all the customers simultaneously, not all customers may receive this report at the same time. Way2Wealth will not treat recipients as customers by virtue of their receiving this report. The distribution of this document in other jurisdictions may be restricted by the law applicable in the relevant jurisdictions and persons into whose possession this document comes should inform themselves about, and observe any such restrictions.

The report is based upon information obtained from sources believed to be reliable, but we do not make any representation or warranty that it is accurate, complete or up to date and it should not be relied upon as such. Way2Wealth or any of its affiliates or employees makes no warranties, either express or implied of any kind regarding any matter pertaining to this report, including, but not limited to warranties of suitability, fitness for a particular purpose, accuracy, timeliness, completeness or non-infringement. We accept no obligation to correct or update the information or opinions in it. Way2Wealth or any of its affiliates or employees shall not be in any way responsible for any loss or damage that may arise to any person from any inadvertent error in the information contained in this report. The recipients of this report should rely on their own investigations. In no event shall Way2Wealth be liable for any damages of any kind, including, but not limited to, indirect, special, incidental, consequential, punitive, lost profits, or lost opportunity, whether or not Way2Wealth has advised of the possibility of such damages.

This material contains statements that are forward-looking; such statements are based upon the current beliefs and expectations and are subject to significant risks and uncertainties. Actual results may differ from those set forth in the forward-looking statements. These uncertainties include but are not limited to: the risk of adverse movements or volatility in the securities markets or in interest or foreign exchange rates or indices; adverse impact from an economic slowdown; downturn in domestic or foreign securities and trading conditions or markets; increased competition; unfavourable political and diplomatic developments; change in the governmental or regulatory policies; failure of a corporate event and such others. This is not an offer to buy or sell or a solicitation of an offer to buy or sell any security or instrument or to participate in any particular trading strategy. No part of this material may be copied or duplicated in any form by any means or redistributed without the written consent of Way2Wealth. In no event shall any reader publish, retransmit, redistribute or otherwise reproduce any information provided by Way2Wealth in any format to anyone. Way2Wealth and its affiliates, officers, directors and employees including persons involved in the preparation or issuance of this report may from time to time have interest in securities / positions, financial or otherwise in the securities related to the information contained in this report.