

### MCX Natural Gas March



- In the energy complex, Natural Gas prices have been consolidating on the lower side since last few trading sessions. Natural Gas prices faced resistance near 250 levels in the month of February. On Tuesday, Natural Gas prices recorded the low of 177.10 and settled with losses of nearly 1%.
- On the technical front, Natural Gas prices are trading below 20-day moving average which is placed near 210 levels. As long as prices trade below this level, we may expect Natural Gas to head lower near 150 levels.
- The RSI (14) on daily chart has fallen below 40 mark which signals bearishness in the counter. The next leg of fall could be sharp which is likely to drag prices below 150 levels.
- We remain bearish on Natural Gas and expect prices to trade lower throughout the day. As a result, we advocate traders to sell on rise in the counter as long as immediate resistance is not crossed on the higher side.

### Today's Actionable

Commodity	Expiry	Action	Entry	Target	Stop loss
CRUDEOIL	Apr	Buy	Around 5750	6000	5600
NATURALGAS	Mar	Sell	Around 185	160	200
COPPER	Mar	Buy	Around 760	775	750

### MCX

Commodity	Expiry	Close (Rs)	Change	% Change
GOLD	05 APR 2023	58587	-919	-1.54
SILVER	05 MAY 2023	68389	-449	-0.65
CRUDEOIL	19 APR 2023	5780	248	4.48
NATURALGAS	28 MAR 2023	188.3	2.4	1.29
COPPER	31 MAR 2023	763.95	5.6	0.74
NICKEL	31 MAR 2023	2006.1	0	0
ALUMINIUM	31 MAR 2023	202.35	-1.5	-0.74
LEAD	31 MAR 2023	182.25	-0.95	-0.52
ZINC	31 MAR 2023	254.2	-2.05	-0.8

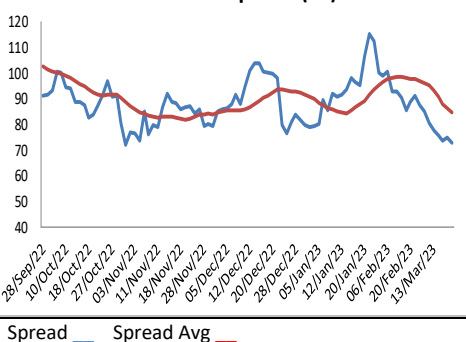
### NCDEX

Commodity	Expiry	Close (Rs)	Change	% Change
GUARGUM5	20 APR 2023	11860	522	4.6
GUARSEED10	20 APR 2023	5660	172	3.13
CASTOR	20 APR 2023	6390	50	0.79
COCUDAKL		2708	24	0.89
JEERAUNJHA		33760		
TMCFGRNZM	20 APR 2023	6878	84	1.24

### GLOBAL

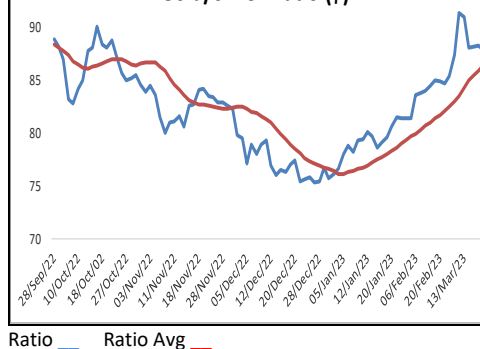
Exchange	Commodity	Close (\$)	Change	% Change
Comex	Gold	1,940.65	-42.15	-2.13%
Comex	Silver	22.38	-0.26	-1.16%
Nymex	Crude Oil WTI	69.57	1.75	2.58%
ICE	Brent Oil	75.24	1.45	1.97%
Nymex	Natural Gas	2.25	0.03	1.17%
LME	Copper	4.00	0.04	1.11%
LME	Nickel	22,544.00	-253.00	-1.11%
LME	Aluminium	2,274.50	0.00	0.00%
LME	Lead	#N/A	#N/A	#N/A
LME	Zinc	2,867.00	-18.50	-0.64%

### Zinc-Lead Spread (Rs)



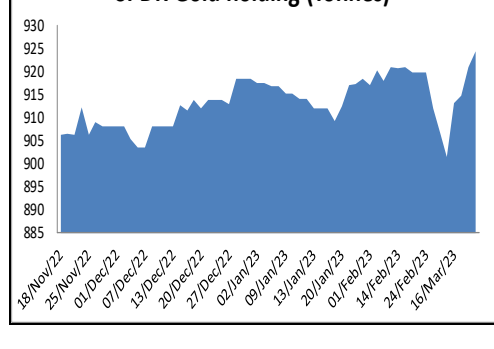
Spread — Spread Avg —

### Gold/Silver Ratio (\$)



Ratio — Ratio Avg —

### SPDR Gold holding (Tonnes)



ECONOMIC DATA & EVENTS					
TIME(IST)	COUNTRY	DATA & EVENTS	ACTUAL	FORECAST	PREVIOUS
12:30 PM	GBP	CPI (YoY) (Feb)		9.90%	10.10%
2:15 PM	EUR	ECB President Lagarde Speaks		-	-
8:00 PM	USD	Crude Oil Inventories		-1.448M	1.550M
11:30 PM	USD	Fed Interest Rate Decision		5.00%	4.75%
-	-	-		-	-
-	-	-		-	-
-	-	-		-	-
-	-	-		-	-

DAILY PIVOT LEVELS							
Symbol	Expiry	LTP	S2	S1	Pivot	R1	R2
GOLD	INTL. SPOT (\$)	1939	1905	1922	1954	1971	2002
GOLD	05 APR 2023	58587	57771	58179	58942	59350	60113
SILVER	INTL. SPOT (\$)	22.24	21.81	22.02	22.34	22.55	22.86
SILVER	05 MAY 2023	68389	67459	67924	68592	69057	69725
CRUDEOIL	19 APR 2023	5780	5491	5636	5710	5855	5929
NATURALGAS	28 MAR 2023	188.3	172.9	180.6	184.8	192.5	196.7
COPPER	31 MAR 2023	764.0	751.3	757.6	761.6	768.0	772.0
NICKEL	31 MAR 2023	2006.1	668.7	1337.4	668.7	1337.4	668.7
ALUMINIUM	31 MAR 2023	202.4	200.7	201.5	202.8	203.7	205.0
LEAD	31 MAR 2023	182.3	180.7	181.5	182.4	183.2	184.2
ZINC	31 MAR 2023	254.2	250.5	252.4	254.9	256.8	259.3
			#VALUE!	#VALUE!	#VALUE!	#VALUE!	#VALUE!
MENTHAOIL	31 MAR 2023	988.0	976.5	982.3	988.8	994.6	1001.1
GUARGUM5	20 APR 2023	11860	10927	11393	11667	12133	12407
GUARGUM5	19 MAY 2023	11997	11299	11648	11849	12198	12399
GUARSEED10	20 APR 2023	5660	5269	5465	5577	5773	5885
GUARSEED10	19 MAY 2023	5721	5360	5541	5644	5825	5928
COCUDAKL	20 APR 2023	2708	2632	2670	2700	2738	2768
COCUDAKL	19 MAY 2023	2727	2659	2693	2719	2753	2779
JEERAUNJHA	20 APR 2023	33760	32373	33067	33503	34197	34633
JEERAUNJHA	19 MAY 2023	34175	32705	33440	33845	34580	34985
TMCFGRNZM	18 APR 2023	6878	6733	6805	6847	6919	6961
TMCFGRNZM	18 MAY 2023	6958	6802	6880	6920	6998	7038

### Disclaimer

**Analyst Certification:** The research analyst and author of this report, hereby certify that the views expressed in this research report accurately reflect our personal views about the subject securities, issuers, products, sectors or industries. It is also certified that no part of the compensation of the analyst(s) was, is, or will be directly or indirectly related to the inclusion of specific recommendations or views in this research. The analyst(s), principally responsible for the preparation of this research report, receives compensation based on overall revenues of the company (Way2Wealth Brokers Private Limited, hereinafter referred to as Way2Wealth) and has taken reasonable care to achieve and maintain independence and objectivity in making any recommendations.

It is confirmed that the author of this report has not received any compensation from the companies mentioned in the report in the preceding 12 months. Our research professionals are paid in part based on the profitability of Way2Wealth, which include earnings from other business. Neither Way2Wealth nor its directors, employees, agents or representatives shall be liable for any damages whether direct or indirect, incidental, special or consequential including lost revenue or lost profits that may arise from or in connection with the use of the information contained in this report.

This report is for the personal information of the authorized recipient and does not construe to be any investment, legal or taxation advice to you. Way2Wealth is not soliciting any action based upon it. Nothing in this research shall be construed as a solicitation to buy or sell any security or product, or to engage in or refrain from engaging in any such transaction. The contents of this material are general and are neither comprehensive nor appropriate for every individual and are solely for the informational purposes of the readers. This material does not take into account the specific objectives, financial situation or needs of an individual/s or a Corporate/s or any entity/s.

This research has been prepared for the general use of the clients of the Way2Wealth and must not be copied, either in whole or in part, or distributed or redistributed to any other person in any form. If you are not the intended recipient you must not use or disclose the information in this research in any way. Though disseminated to all the customers simultaneously, not all customers may receive this report at the same time. Way2Wealth will not treat recipients as customers by virtue of their receiving this report. The distribution of this document in other jurisdictions may be restricted by the law applicable in the relevant jurisdictions and persons into whose possession this document comes should inform themselves about, and observe any such restrictions.

The report is based upon information obtained from sources believed to be reliable, but we do not make any representation or warranty that it is accurate, complete or up to date and it should not be relied upon as such. Way2Wealth or any of its affiliates or employees makes no warranties, either express or implied of any kind regarding any matter pertaining to this report, including, but not limited to warranties of suitability, fitness for a particular purpose, accuracy, timeliness, completeness or non-infringement. We accept no obligation to correct or update the information or opinions in it. Way2Wealth or any of its affiliates or employees shall not be in any way responsible for any loss or damage that may arise to any person from any inadvertent error in the information contained in this report. The recipients of this report should rely on their own investigations. In no event shall Way2Wealth be liable for any damages of any kind, including, but not limited to, indirect, special, incidental, consequential, punitive, lost profits, or lost opportunity, whether or not Way2Wealth has advised of the possibility of such damages.

This material contains statements that are forward-looking; such statements are based upon the current beliefs and expectations and are subject to significant risks and uncertainties. Actual results may differ from those set forth in the forward-looking statements. These uncertainties include but are not limited to: the risk of adverse movements or volatility in the securities markets or in interest or foreign exchange rates or indices; adverse impact from an economic slowdown; downturn in domestic or foreign securities and trading conditions or markets; increased competition; unfavourable political and diplomatic developments; change in the governmental or regulatory policies; failure of a corporate event and such others. This is not an offer to buy or sell or a solicitation of an offer to buy or sell any security or instrument or to participate in any particular trading strategy. No part of this material may be copied or duplicated in any form by any means or redistributed without the written consent of Way2Wealth. In no event shall any reader publish, retransmit, redistribute or otherwise reproduce any information provided by Way2Wealth in any format to anyone. Way2Wealth and its affiliates, officers, directors and employees including persons involved in the preparation or issuance of this report may from time to time have interest in securities / positions, financial or otherwise in the securities related to the information contained in this report.