

Market Round Up

On Monday, Nifty March future ended with a loss of 0.832 and whereas Nifty Bank March future ended with a loss of 0.57%.

- Nifty March futures ended with a premium of 39 points compared to its previous day's premium of 189 points. Nifty Bank March futures ended with premium of 153 points compared to its previous day's premium of 236 points.
- Nifty Future-OI moved down by 2.44% and currently stands at 19.78 million shares whereas Nifty Bank Future-OI increased by 2.99%.
- India VIX increased by 8.39% and closed at 16.01 compared to its previous day's close of 14.77. Nifty PCR-OI has increased to 0.96 from 1.05.
- During the day buildup of fresh long is seen BPCL and GODREJCP, whereas short covering is seen in MRF and IOC. During the day buildup of fresh short is seen GAIL and INDIACEM, whereas unwinding of existing long is seen in ONGC and TRENT.

FII Action (In Crores)

	Buy	Sell	Net (cr)	OI (crore)
Index Futures	54096	77043	-22947.00	235156
Index Options	15294420	15377829	-83409.00	2909517
Stock Futures	154259	186329	-32070.00	2245136
Stock Options	207629	205132	2497.00	188980
Total	15710404.00	15846333.00	-135929	5578789.00

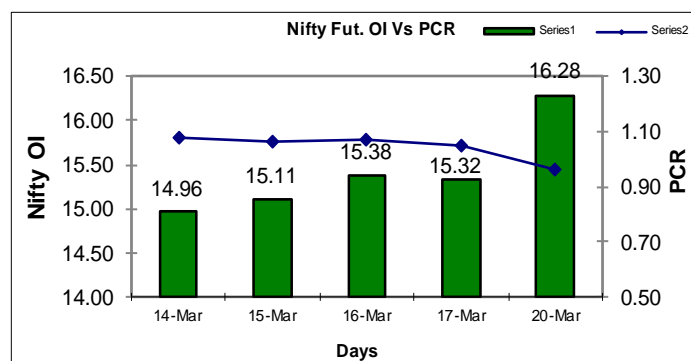
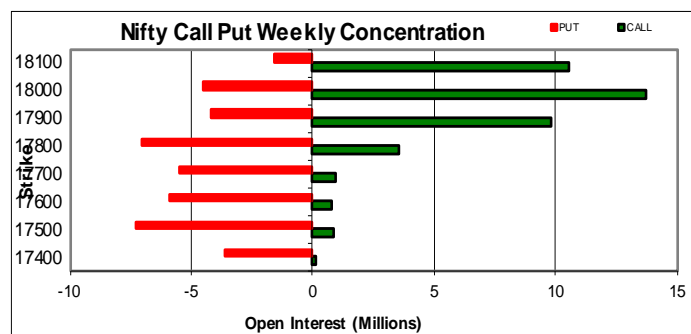
Most Active Monthly Nifty Options

Scrip	Strike Price	Option Type	Contract Traded	Open Interest
NIFTY	17000	CE	304745	3090550
NIFTY	17000	PE	300806	5160450
NIFTY	16900	PE	197933	1663150
NIFTY	16800	PE	189501	1748650
NIFTY	17200	CE	188115	2038000

Most Active Stock Options

Scrip	Strike Price	Option Type	Contract Traded	Open Interest
RELIANCE	2200	CE	35460	1498000
RELIANCE	2300	CE	30883	4333750
RELIANCE	2200	PE	22521	1926250
RELIANCE	2240	CE	21256	1480750
RELIANCE	2260	CE	19275	1536500

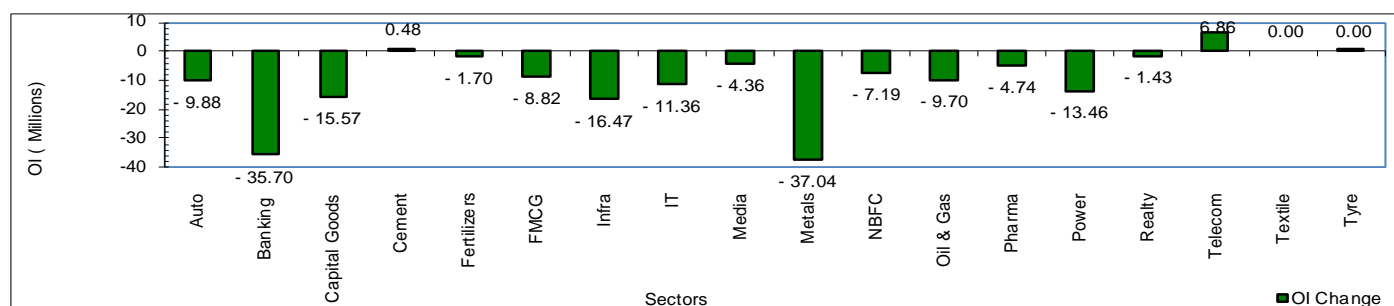
F&O Statistics



OI Gainers/ Losers

Scrip	Cmp	Change In OI	Price change	OI% Chang
ICICIPRULI	407.1	220500	-1.30	1.5
RECLTD	116.5	-872000	-2.45	-1.5
IBULHSGFIN	99.2	-480000	-2.50	-1.0
ABCAPITAL	150.3	-43200	-4.40	-0.1
HINDALCO	386.9	854000	-11.40	3.3
LICHSGFIN	346.6	122000	-3.20	1.0
TORNTPOWER	532.2	-123000	-7.20	-3.9
ALKEM	3124.2	-4000	-8.40	-0.9
HDFCLIFE	466.3	-696300	-7.70	-3.0

Sector OI Change



Disclaimer

Analyst Certification: The research analyst and author of this report, hereby certify that the views expressed in this research report accurately reflect our personal views about the subject securities, issuers, products, sectors or industries. It is also certified that no part of the compensation of the analyst(s) was, is, or will be directly or indirectly related to the inclusion of specific recommendations or views in this research. The analyst(s), principally responsible for the preparation of this research report, receives compensation based on overall revenues of the company (Way2Wealth Brokers Private Limited, hereinafter referred to as Way2Wealth) and has taken reasonable care to achieve and maintain independence and objectivity in making any recommendations.

It is confirmed that, the author of this report has not received any compensation from the companies mentioned in the report in the preceding 12 months. Our research professionals are paid in part based on the profitability of Way2Wealth, which include earnings from other business. Neither Way2Wealth nor its directors, employees, agents or representatives shall be liable for any damages whether direct or indirect, incidental, special or consequential including lost revenue or lost profits that may arise from or in connection with the use of the information contained in this report.

This report is for the personal information of the authorized recipient and does not construe to be any investment, legal or taxation advice to you. Way2Wealth is not soliciting any action based upon it. Nothing in this research shall be construed as a solicitation to buy or sell any security or product, or to engage in or refrain from engaging in any such transaction. The contents of this material are general and are neither comprehensive nor appropriate for every individual and are solely for the informational purposes of the readers. This material does not take into account the specific objectives, financial situation or needs of an individual/s or a Corporate/s or any entity/s.

This research has been prepared for the general use of the clients of the Way2Wealth and must not be copied, either in whole or in part, or distributed or redistributed to any other person in any form. If you are not the intended recipient you must not use or disclose the information in this research in any way. Though disseminated to all the customers simultaneously, not all customers may receive this report at the same time. Way2Wealth will not treat recipients as customers by virtue of their receiving this report. The distribution of this document in other jurisdictions may be restricted by the law applicable in the relevant jurisdictions and persons into whose possession this document comes should inform themselves about, and observe any such restrictions.

The report is based upon information obtained from sources believed to be reliable, but we do not make any representation or warranty that it is accurate, complete or up to date and it should not be relied upon as such. Way2Wealth or any of its affiliates or employees makes no warranties, either express or implied of any kind regarding any matter pertaining to this report, including, but not limited to warranties of suitability, fitness for a particular purpose, accuracy, timeliness, completeness or non-infringement. We accept no obligation to correct or update the information or opinions in it. Way2Wealth or any of its affiliates or employees shall not be in any way responsible for any loss or damage that may arise to any person from any inadvertent error in the information contained in this report. The recipients of this report should rely on their own investigations. In no event shall Way2Wealth be liable for any damages of any kind, including, but not limited to, indirect, special, incidental, consequential, punitive, lost profits, or lost opportunity, whether or not Way2Wealth has advised of the possibility of such damages.

This material contains statements that are forward-looking; such statements are based upon the current beliefs and expectations and are subject to significant risks and uncertainties. Actual results may differ from those set forth in the forward-looking statements. These uncertainties include but are not limited to: the risk of adverse movements or volatility in the securities markets or in interest or foreign exchange rates or indices; adverse impact from an economic slowdown; downturn in domestic or foreign securities and trading conditions or markets; increased competition; unfavorable political and diplomatic developments; change in the governmental or regulatory policies; failure of a corporate event and such others. This is not an offer to buy or sell or a solicitation of an offer to buy or sell any security or instrument or to participate in any particular trading strategy. No part of this material may be copied or duplicated in any form by any means or redistributed without the written consent of Way2Wealth. In no event shall any reader publish, retransmit, redistribute or otherwise reproduce any information provided by Way2Wealth in any format to anyone. Way2Wealth and its affiliates, officers, directors and employees including persons involved in the preparation or issuance of this report may from time to time have interest in securities / positions, financial or otherwise in the securities related to the information contained in this report.