

### MCX GOLD OCT



- On Friday, Gold December contract price once again surged till the high of 30904 in the early hours but failed to sustain at higher levels and corrected sharply in the second half and tumbled till the low of 30485 and finally ended at 30580 mark.
- On the daily chart, gold price gave bearish break down by penetrating the immediate rising trend line support. The next support of swing low is at 30370 and break of that will extend the fall till 30280 mark of 38.2% retracement.
- Thus for the day, we expect gold price could correct further till 30370 then 30280 levels and thus recommend selling below 30520 for the day.

### Today's Actionable

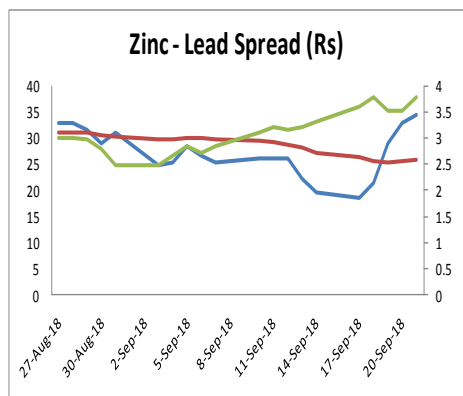
Commodity	Expiry	Action	Entry	Target	Stop loss
Gold	Oct	Sell	Below 30520	30280	30650
Aluminium	Sep	Buy	Around 148	152	146
Soy bean	Oct	Buy	Around 3340	3450	3280
RM seed	Oct	Buy	Around 4200	4300	4150

MCX				
Commodity	Expiry	Close (Rs)	Change	% Change
GOLD	05 OCT 2018	30581	-18	-0.06
SILVER	05 DEC 2018	37545	286	0.77
COPPER	30 NOV 2018	457.9	19.05	4.34
CRUDEOIL	19 OCT 2018	5133	70	1.38
ZINC	28 SEP 2018	182.2	5.45	3.08
LEAD	28 SEP 2018	147.6	3.7	2.57
ALUMINIUM	28 SEP 2018	148.95	3.15	2.16
NICKEL	28 SEP 2018	953	46.1	5.08
NATURALGAS	25 SEP 2018	215.1	1.1	0.51
MENTHAOIL	28 SEP 2018	1712.1	-2.1	-0.12

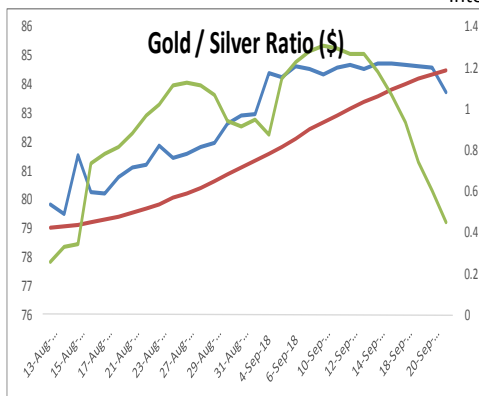
NCDEX				
Commodity	Expiry	Close (Rs)	Change	% Change
GUARGUM5	16 OCT 2018	9368	-80	-0.85
GUARSEED10	16 OCT 2018	4316	-16	-0.37
CHANA	16 OCT 2018	3979	-41	-1.03
CASTOR	16 OCT 2018	4736	16	0.34
RMSEED	16 OCT 2018	4218	9	0.21
SYBEANIDR	16 OCT 2018	3297	66	2
SYOREF	16 OCT 2018	730.4	5.5	0.75
JEERAUNJHA	16 OCT 2018	19600	-230	-1.17
TMCFGRNZM	16 OCT 2018	6484	-210	-1.06
COCUDAKL	20 DEC 2018	1702.5	38	0.59

International Prices				
Exchange	Commodity	Close (\$)	Change	% Change
Comex	Gold	1201.2	-10.1	-0.83%
Comex	Silver	14.325	0.02	0.14%
Nymex	Crude Oil WTI	71.06	0.74	1.05%
ICE	Brent Oil	78.94	0.24	0.30%
Nymex	Natural Gas	2.978	0.002	0.07%
LME	Copper	6332.25	215.5	3.52%
LME	Lead	2046.25	35.5	1.77%
LME	Zinc	2524.75	64.25	2.61%
LME	Aluminium	2088.25	33	1.61%
LME	Nickel	13262.5	602.5	4.76%

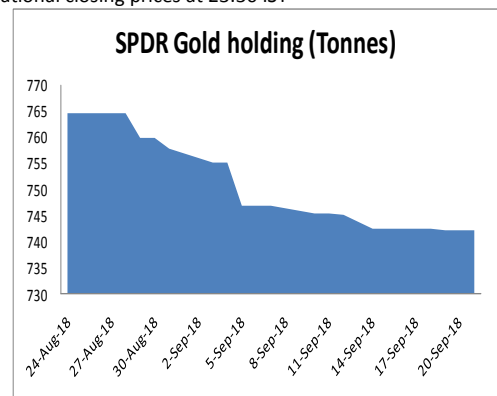
International closing prices at 23:30 IST



Spread — Spread Avg — STD —



Ratio — Ratio Avg — STD —



### ECONOMIC DATA & EVENTS

TIME(IST)	COUNTRY	DATA & EVENTS	ACTUAL	FORECAST	PREVIOUS
-	-	-	-	-	-
-	-	-	-	-	-
-	-	-	-	-	-
-	-	-	-	-	-
-	-	-	-	-	-
-	-	-	-	-	-

### DAILY PIVOT LEVELS

Symbol	Expiry	LTP	S2	S1	Pivot	R1	R2
GOLD	05 OCT 2018	30581	30238	30409	30657	30828	31076
SILVER	05 DEC 2018	37545	37006	37276	37560	37830	38114
COPPER	30 NOV 2018	457.9	431.0	444.4	453.0	466.4	475.0
CRUDEOIL	19 OCT 2018	5133	4988	5060	5128	5200	5268
ZINC	28 SEP 2018	182.2	173.1	177.6	180.7	185.2	188.3
LEAD	28 SEP 2018	147.6	142.5	145.0	146.9	149.4	151.3
ALUMINIUM	28 SEP 2018	149.0	144.5	146.7	148.2	150.5	152.0
NICKEL	28 SEP 2018	953.0	893.1	923.0	940.0	969.9	986.9
NATURALGAS	25 SEP 2018	215.1	210.2	212.6	214.4	216.8	218.6
MENTHAOIL	28 SEP 2018	1712.1	1672.8	1692.5	1714.7	1734.4	1756.6
GUARGUM5	16 OCT 2018	9288	9181	9235	9292	9346	9403
GUARGUM5	20 NOV 2018	9392	9290	9341	9403	9454	9516
GUARSEED10	16 OCT 2018	4300	4255	4278	4298	4321	4341
GUARSEED10	20 NOV 2018	4355	4270	4312	4344	4386	4418
CHANA	16 OCT 2018	3938	3901	3920	3946	3965	3991
CHANA	20 NOV 2018	3988	3943	3966	3995	4018	4047
CASTOR	16 OCT 2018	4752	4701	4727	4750	4776	4799
CASTOR	20 NOV 2018	4828	4788	4808	4829	4849	4870
RMSEED	16 OCT 2018	4227	4180	4203	4219	4242	4258
RMSEED	20 NOV 2018	4289	4247	4268	4283	4304	4319
SYBEANIDR	16 OCT 2018	3363	3270	3317	3346	3393	3422
SYBEANIDR	20 NOV 2018	3375	3300	3337	3360	3397	3420
SYOREF	16 OCT 2018	733.5	727.9	730.7	732.7	735.5	737.5
SYOREF	20 NOV 2018	735.9	728.6	732.3	734.1	737.8	739.6
COCUDAKL	20 DEC 2018	1689	1673	1681	1694	1702	1716
COCUDAKL	18 JAN 2019	1701	1684	1692	1705	1713	1726
JEERAUNJHA	16 OCT 2018	19370	19190	19280	19440	19530	19690
JEERAUNJHA	20 NOV 2018	19610	19520	19565	19620	19665	19720
TMCFGRNZN	16 OCT 2018	6522	6369	6445	6517	6593	6665
TMCFGRNZN	20 NOV 2018	6610	6462	6536	6608	6682	6754
DHANIYA	20 NOV 2018	5248	5193	5220	5268	5295	5343
DHANIYA	16 OCT 2018	5090	5018	5054	5116	5152	5214
COTTON	30 NOV 2018	22260	22080	22170	22250	22340	22420
COTTON	31 OCT 2018	22270	22130	22200	22270	22340	22410

## TEAM

ANALYST	DESIGNATION	EMAIL	TELEPHONE
Aditya Agarwal	Head – Technical Research	<a href="mailto:aditya@way2wealth.com">aditya@way2wealth.com</a>	+91 22-61462955
Harish Jujarey	Sr. Technical Analyst – Commodity	<a href="mailto:harishjujarey@way2wealth.com">harishjujarey@way2wealth.com</a>	+91 22-61462952
Mohit Agarwal	Technical Analyst – Forex & Commodity	<a href="mailto:mohitk@way2wealth.com">mohitk@way2wealth.com</a>	+91 22-61462954
Monil Shah, CMT	Technical Analyst – Equity & Forex	<a href="mailto:monilshah@way2wealth.com">monilshah@way2wealth.com</a>	+91 22-61462980

### Disclaimer

**Analyst Certification:** I, Harish Jujarey, the research analyst and author of this report, hereby certify that the views expressed in this research report accurately reflect our personal views about the subject securities, issuers, products, sectors or industries. It is also certified that no part of the compensation of the analyst(s) was, is, or will be directly or indirectly related to the inclusion of specific recommendations or views in this research. The analyst(s), principally responsible for the preparation of this research report, receives compensation based on overall revenues of the company (Way2Wealth Brokers Private Limited, hereinafter referred to as Way2Wealth) and has taken reasonable care to achieve and maintain independence and objectivity in making any recommendations.

It is confirmed that Harish Jujarey, the author of this report has not received any compensation from the companies mentioned in the report in the preceding 12 months. Our research professionals are paid in part based on the profitability of Way2Wealth, which include earnings from other business. Neither Way2Wealth nor its directors, employees, agents or representatives shall be liable for any damages whether direct or indirect, incidental, special or consequential including lost revenue or lost profits that may arise from or in connection with the use of the information contained in this report.

This report is for the personal information of the authorized recipient and does not construe to be any investment, legal or taxation advice to you. Way2Wealth is not soliciting any action based upon it. Nothing in this research shall be construed as a solicitation to buy or sell any security or product, or to engage in or refrain from engaging in any such transaction. The contents of this material are general and are neither comprehensive nor appropriate for every individual and are solely for the informational purposes of the readers. This material does not take into account the specific objectives, financial situation or needs of an individual/s or a Corporate/s or any entity/s.

This research has been prepared for the general use of the clients of the Way2Wealth and must not be copied, either in whole or in part, or distributed or redistributed to any other person in any form. If you are not the intended recipient you must not use or disclose the information in this research in any way. Though disseminated to all the customers simultaneously, not all customers may receive this report at the same time. Way2Wealth will not treat recipients as customers by virtue of their receiving this report. The distribution of this document in other jurisdictions may be restricted by the law applicable in the relevant jurisdictions and persons into whose possession this document comes should inform themselves about, and observe any such restrictions.

The report is based upon information obtained from sources believed to be reliable, but we do not make any representation or warranty that it is accurate, complete or up to date and it should not be relied upon as such. Way2Wealth or any of its affiliates or employees makes no warranties, either express or implied of any kind regarding any matter pertaining to this report, including, but not limited to warranties of suitability, fitness for a particular purpose, accuracy, timeliness, completeness or non-infringement. We accept no obligation to correct or update the information or opinions in it. Way2Wealth or any of its affiliates or employees shall not be in any way responsible for any loss or damage that may arise to any person from any inadvertent error in the information contained in this report. The recipients of this report should rely on their own investigations. In no event shall Way2Wealth be liable for any damages of any kind, including, but not limited to, indirect, special, incidental, consequential, punitive, lost profits, or lost opportunity, whether or not Way2Wealth has advised of the possibility of such damages.

This material contains statements that are forward-looking; such statements are based upon the current beliefs and expectations and are subject to significant risks and uncertainties. Actual results may differ from those set forth in the forward-looking statements. These uncertainties include but are not limited to: the risk of adverse movements or volatility in the securities markets or in interest or foreign exchange rates or indices; adverse impact from an economic slowdown; downturn in domestic or foreign securities and trading conditions or markets; increased competition; unfavourable political and diplomatic developments; change in the governmental or regulatory policies; failure of a corporate event and such others. This is not an offer to buy or sell or a solicitation of an offer to buy or sell any security or instrument or to participate in any particular trading strategy. No part of this material may be copied or duplicated in any form by any means or redistributed without the written consent of Way2Wealth. In no event shall any reader publish, retransmit, redistribute or otherwise reproduce any information provided by Way2Wealth in any format to anyone. Way2Wealth and its affiliates, officers, directors and employees including persons involved in the preparation or issuance of this report may from time to time have interest in securities / positions, financial or otherwise in the securities related to the information contained in this report.