

Market Round Up

Nifty opened on positive note in Wednesday's session but on higher side indices once again failed to sustain above 11300 levels and saw sharp selling pressure that dragged nifty below 11250 levels. Fresh short accumulation coupled with long unwinding was seen in auto, banking, pharma, capital goods and infra sector that kept indices under pressure and finally nifty closed around 11234 with loss of almost 44 points.

- Nifty fut. saw long unwinding whereas banknifty fut. added fresh shorts in last trading session. Nifty fut. shed almost 6.90 lakh shares in OI and closed at 38 points premium.
- Profit booking in long positions was seen across the board and overall stock fut. shed more than 10.75 cr. shares in OI. Major unwinding was seen in stocks like voltas, rpower, bajfinance, indusindbk and rcom.
- Short positions were initiated in stocks like godrejcp, upl, ncc, igl, rblbank and maruti.
- Muthootfin, icicibank, tvsmotor, gail, tatasteel and hindalco were selected stocks that saw buying interest at lower levels.

On back of strong global cues, today indices are expected to open with positive gap and will continue to see buying support at lower levels. However, on higher side, nifty will find strong resistance around 11400 levels and can see some profit booking from there. Overall, markets are expected to consolidate in broad range of 11200-11400 for some time before giving any fresh breakout on either direction.

Recommendation

Script	Action	Initiation	Target	SL
ICICIBANK	BUY	Around 322	332	318
ARVIND	BUY	Around 379	392	375

FII Action (Rs. Crores)

	Buy	Sell	Net(Cr)	OI (Cr)
Index Fut.	3516.88	3161.76	355.12	27204.39
Index Opt.	182086.76	180553.16	1533.60	84415.61
Stock Fut.	15782.53	15841.67	-59.13	89811.81
Stock Opt.	12714.61	12884.99	-170.37	10266.25
Total	214101	212442	1659	211698

Options

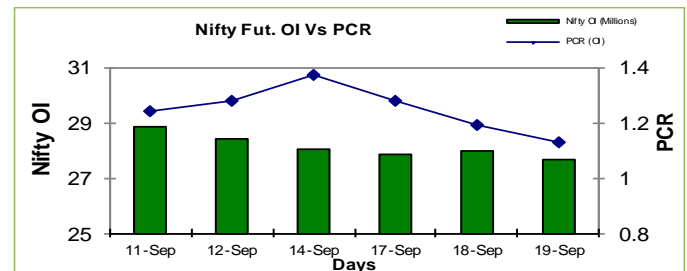
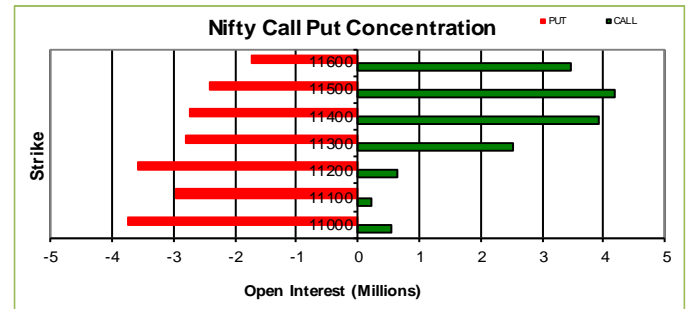
Most Active Nifty Options

Scrip	Strike Price	Option Type	Contract Traded	Open Interest
NIFTY	11400	CE	288873	3909375
NIFTY	11300	PE	253450	2796000
NIFTY	11300	CE	214170	2522550

Most Active Stock Options

RELIANCE	1200	PE	10498	1803000
TATASTEEL	640	CE	9440	2318285
RELIANCE	1240	CE	9276	2209000

F&O Statistics



Nifty Futures Support / Resistance

RESISTANCE	11350	11427
SUPPORT	11220	11168

Gainers / Losers

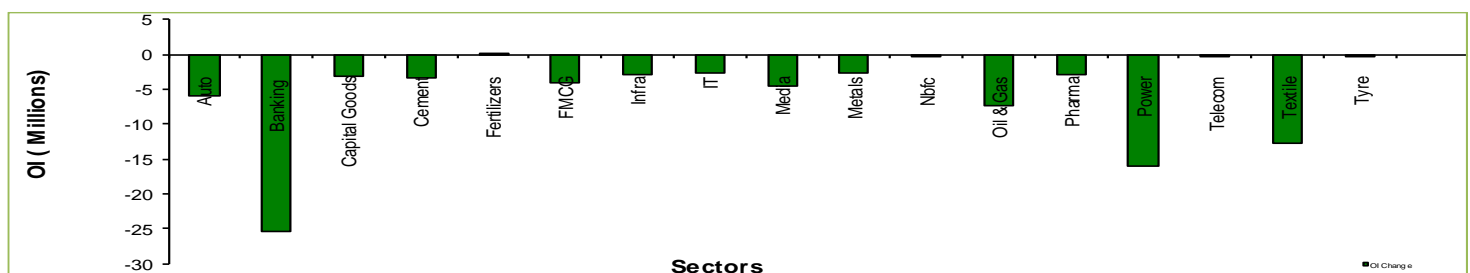
Top OI Gainer

Scrip	Cl. Price	OI Chg.	Price Chg.	OI %Ch
NIFTYIT	16111.0	2200	50.0	5.9
MUTHOOTFIN	462.1	175500	15.9	5.6
GODREJCP	825.5	224400	-35.4	5.5
BANKNIFTY	26380.2	84560	-172.9	4.3
AMARAJABAT	784.6	46900	-2.8	4.0

Top OI Loser / Least Gainers

BANKBARODA	116.5	-8260000	3.0	-11.4
REPCOHME	511.5	-97200	-0.4	-11.9
VOLTAS	570.4	-512000	-8.3	-13.0
BALRAMCHIN	87.8	-1638000	2.6	-13.8
RPOWER	31.5	-8944000	-1.9	-17.2

Sector OI Change



TEAM

ANALYST	DESIGNATION	EMAIL	TELEPHONE
Aditya Agarwal	Head – Technical Research	aditya@way2wealth.com	+91 22-61462955
Harish Jujarey	Sr. Technical Analyst – Commodity	harishjujarey@way2wealth.com	+91 22-61462952
Mohit Agarwal	Technical Analyst – Forex & Commodity	mohitk@way2wealth.com	+91 22-61462954
Monil Shah, CMT	Technical Analyst – Equity & Forex	monilshah@way2wealth.com	+91 22-61462980

Disclaimer

Analyst Certification: I, Aditya Agarwal, the research analyst and author of this report, hereby certify that the views expressed in this research report accurately reflect our personal views about the subject securities, issuers, products, sectors or industries. It is also certified that no part of the compensation of the analyst(s) was, is, or will be directly or indirectly related to the inclusion of specific recommendations or views in this research. The analyst(s), principally responsible for the preparation of this research report, receives compensation based on overall revenues of the company (Way2Wealth Brokers Private Limited, hereinafter referred to as Way2Wealth) and has taken reasonable care to achieve and maintain independence and objectivity in making any recommendations.

It is confirmed that Aditya Agarwal, the author of this report has not received any compensation from the companies mentioned in the report in the preceding 12 months. Our research professionals are paid in part based on the profitability of Way2Wealth, which include earnings from other business. Neither Way2Wealth nor its directors, employees, agents or representatives shall be liable for any damages whether direct or indirect, incidental, special or consequential including lost revenue or lost profits that may arise from or in connection with the use of the information contained in this report.

This report is for the personal information of the authorized recipient and does not construe to be any investment, legal or taxation advice to you. Way2Wealth is not soliciting any action based upon it. Nothing in this research shall be construed as a solicitation to buy or sell any security or product, or to engage in or refrain from engaging in any such transaction. The contents of this material are general and are neither comprehensive nor appropriate for every individual and are solely for the informational purposes of the readers. This material does not take into account the specific objectives, financial situation or needs of an individual/s or a Corporate/s or any entity/s.

This research has been prepared for the general use of the clients of the Way2Wealth and must not be copied, either in whole or in part, or distributed or redistributed to any other person in any form. If you are not the intended recipient you must not use or disclose the information in this research in any way. Though disseminated to all the customers simultaneously, not all customers may receive this report at the same time. Way2Wealth will not treat recipients as customers by virtue of their receiving this report. The distribution of this document in other jurisdictions may be restricted by the law applicable in the relevant jurisdictions and persons into whose possession this document comes should inform themselves about, and observe any such restrictions.

The report is based upon information obtained from sources believed to be reliable, but we do not make any representation or warranty that it is accurate, complete or up to date and it should not be relied upon as such. Way2Wealth or any of its affiliates or employees makes no warranties, either express or implied of any kind regarding any matter pertaining to this report, including, but not limited to warranties of suitability, fitness for a particular purpose, accuracy, timeliness, completeness or non-infringement. We accept no obligation to correct or update the information or opinions in it. Way2Wealth or any of its affiliates or employees shall not be in any way responsible for any loss or damage that may arise to any person from any inadvertent error in the information contained in this report. The recipients of this report should rely on their own investigations. In no event shall Way2Wealth be liable for any damages of any kind, including, but not limited to, indirect, special, incidental, consequential, punitive, lost profits, or lost opportunity, whether or not Way2Wealth has advised of the possibility of such damages.

This material contains statements that are forward-looking; such statements are based upon the current beliefs and expectations and are subject to significant risks and uncertainties. Actual results may differ from those set forth in the forward-looking statements. These uncertainties include but are not limited to: the risk of adverse movements or volatility in the securities markets or in interest or foreign exchange rates or indices; adverse impact from an economic slowdown; downturn in domestic or foreign securities and trading conditions or markets; increased competition; unfavourable political and diplomatic developments; change in the governmental or regulatory policies; failure of a corporate event and such others. This is not an offer to buy or sell or a solicitation of an offer to buy or sell any security or instrument or to participate in any particular trading strategy. No part of this material may be copied or duplicated in any form by any means or redistributed without the written consent of Way2Wealth. In no event shall any reader publish, retransmit, redistribute or otherwise reproduce any information provided by Way2Wealth in any format to anyone. Way2Wealth and its affiliates, officers, directors and employees including persons involved in the preparation or issuance of this report may from time to time have interest in securities / positions, financial or otherwise in the securities related to the information contained in this report.