

Market Round Up

Last week, Indian bourses opened on positive note and on higher side tested 10700 levels. However, indices failed to sustain around those levels and across the board sharp selling pressure was seen in last 2 trading sessions of the week that dragged nifty below 10300 and finally nifty closed around 10303 levels down by 1.61% on weekly basis.

- Long unwinding pressure was seen in nifty fut. and it shed almost 3.80 lakh shares in OI whereas bank nifty and nifty IT fut. added fresh short positions in Friday's trade.
- Short accumulation was seen in banking, infra, nbfc, oil&gas and capital god sector. Major short positions were added in stocks like repcohome, acc, mindtree, orientbank, nbcc and siemens.
- Profit booking in long positions was seen in cement, auto, technology and pharma sector. Stocks like ambujacem, cholafin, ambujacem, lichsgfin, jpassociate and escorts saw long unwinding.
- Hindzinc, torntpower, chennpetro, mrpl, havells and adanient were selected stocks that saw buying interest.

On back of strong Asian markets, today domestic indices are expected to open on positive note but on higher side nifty will continue to see stiff resistance around 10400-10460 levels and from those levels profit booking is expected. On lower side, put writing at 10200 will prove as strong support for nifty and below that indices can correct towards 10100-10020 levels in short term.

Recommendation

Script	Action	Initiation	Target	SL
TECHM	SELL	Below 689	668	702
BAJAJFINSV	BUY	Around 5420	5640	5350

FII Action (Rs. Crores)

	Buy	Sell	Net(Cr)	OI (Cr)
Index Fut.	4294.41	4732.33	-437.91	22255.05
Index Opt.	106409.57	108993.99	-2584.41	81939.79
Stock Fut.	18912.79	20576.46	-1663.67	85032.65
Stock Opt.	10942.88	10657.46	285.42	9290.23
Total	140560	144960	-4401	198518

Options

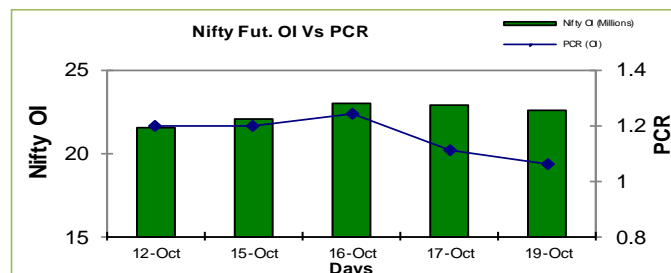
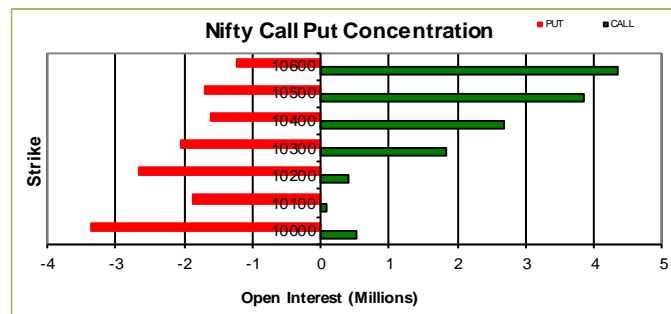
Most Active Nifty Options

Scrip	Strike Price	Option Type	Contract Traded	Open Interest
NIFTY	10500	CE	397994	3857250
NIFTY	10400	CE	362591	2675475
NIFTY	10300	PE	343144	2046600

Most Active Stock Options

RELIANCE	1100	CE	16633	1680000
RELIANCE	1120	CE	14290	1402000
RELIANCE	1140	CE	13824	2192000

F&O Statistics



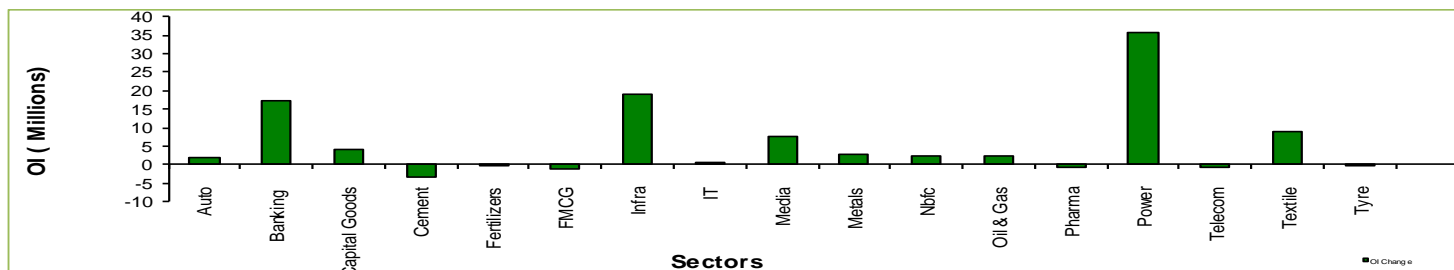
Nifty Futures Support / Resistance

RESISTANCE	10379	10455
SUPPORT	10237	10171

Gainers / Losers

Top OI Gainer				
Scrip	Cl. Price	OI Chg.	Price Chg.	OI %Ch
REPCOHOME	313.35	241200	-26.20	39.4
HINDZINC	284.30	2195200	13.50	29.1
TORNTPOWER	237.45	459000	3.85	25.8
ACC	1413.75	271600	-112.9	23.4
BANKNIFTY	25076.75	298760	100.75	21.5
Top OI Loser / Least Gainers				
DHFL	210.90	-1335000	-19.05	-6.6
NIITTECH	1237.30	-157500	42.90	-7.4
CHOLAFIN	1113.05	-74000	-18.60	-8.1
AMBUJACEM	208.95	-1095000	-9.80	-8.3
JETAIRWAYS	228.90	-958800	12.65	-12.7

Sector OI Change



TEAM

ANALYST	DESIGNATION	EMAIL	TELEPHONE
Aditya Agarwal	Head – Technical Research	aditya@way2wealth.com	+91 22-61462955
Harish Jujarey	Sr. Technical Analyst – Commodity	harishjujarey@way2wealth.com	+91 22-61462952
Mohit Agarwal	Technical Analyst – Forex & Commodity	mohitk@way2wealth.com	+91 22-61462954
Monil Shah, CMT	Technical Analyst – Equity & Forex	monilshah@way2wealth.com	+91 22-61462980

Disclaimer

Analyst Certification: I, Aditya Agarwal, the research analyst and author of this report, hereby certify that the views expressed in this research report accurately reflect our personal views about the subject securities, issuers, products, sectors or industries. It is also certified that no part of the compensation of the analyst(s) was, is, or will be directly or indirectly related to the inclusion of specific recommendations or views in this research. The analyst(s), principally responsible for the preparation of this research report, receives compensation based on overall revenues of the company (Way2Wealth Brokers Private Limited, hereinafter referred to as Way2Wealth) and has taken reasonable care to achieve and maintain independence and objectivity in making any recommendations.

It is confirmed that Aditya Agarwal, the author of this report has not received any compensation from the companies mentioned in the report in the preceding 12 months. Our research professionals are paid in part based on the profitability of Way2Wealth, which include earnings from other business. Neither Way2Wealth nor its directors, employees, agents or representatives shall be liable for any damages whether direct or indirect, incidental, special or consequential including lost revenue or lost profits that may arise from or in connection with the use of the information contained in this report.

This report is for the personal information of the authorized recipient and does not construe to be any investment, legal or taxation advice to you. Way2Wealth is not soliciting any action based upon it. Nothing in this research shall be construed as a solicitation to buy or sell any security or product, or to engage in or refrain from engaging in any such transaction. The contents of this material are general and are neither comprehensive nor appropriate for every individual and are solely for the informational purposes of the readers. This material does not take into account the specific objectives, financial situation or needs of an individual/s or a Corporate/s or any entity/s.

This research has been prepared for the general use of the clients of the Way2Wealth and must not be copied, either in whole or in part, or distributed or redistributed to any other person in any form. If you are not the intended recipient you must not use or disclose the information in this research in any way. Though disseminated to all the customers simultaneously, not all customers may receive this report at the same time. Way2Wealth will not treat recipients as customers by virtue of their receiving this report. The distribution of this document in other jurisdictions may be restricted by the law applicable in the relevant jurisdictions and persons into whose possession this document comes should inform themselves about, and observe any such restrictions.

The report is based upon information obtained from sources believed to be reliable, but we do not make any representation or warranty that it is accurate, complete or up to date and it should not be relied upon as such. Way2Wealth or any of its affiliates or employees makes no warranties, either express or implied of any kind regarding any matter pertaining to this report, including, but not limited to warranties of suitability, fitness for a particular purpose, accuracy, timeliness, completeness or non-infringement. We accept no obligation to correct or update the information or opinions in it. Way2Wealth or any of its affiliates or employees shall not be in any way responsible for any loss or damage that may arise to any person from any inadvertent error in the information contained in this report. The recipients of this report should rely on their own investigations. In no event shall Way2Wealth be liable for any damages of any kind, including, but not limited to, indirect, special, incidental, consequential, punitive, lost profits, or lost opportunity, whether or not Way2Wealth has advised of the possibility of such damages.

This material contains statements that are forward-looking; such statements are based upon the current beliefs and expectations and are subject to significant risks and uncertainties. Actual results may differ from those set forth in the forward-looking statements. These uncertainties include but are not limited to: the risk of adverse movements or volatility in the securities markets or in interest or foreign exchange rates or indices; adverse impact from an economic slowdown; downturn in domestic or foreign securities and trading conditions or markets; increased competition; unfavourable political and diplomatic developments; change in the governmental or regulatory policies; failure of a corporate event and such others. This is not an offer to buy or sell or a solicitation of an offer to buy or sell any security or instrument or to participate in any particular trading strategy. No part of this material may be copied or duplicated in any form by any means or redistributed without the written consent of Way2Wealth. In no event shall any reader publish, retransmit, redistribute or otherwise reproduce any information provided by Way2Wealth in any format to anyone. Way2Wealth and its affiliates, officers, directors and employees including persons involved in the preparation or issuance of this report may from time to time have interest in securities / positions, financial or otherwise in the securities related to the information contained in this report.