

Market Round Up

Nifty opened at day's high level of 10400 in yesterday's session on back of strong Asian markets but one again index failed to sustain at higher levels. Since the opening profit booking pressure was seen across the board that kept indices under pressure and in second half of trades selling pressure intensified and finally nifty closed around 10245 levels down by 58 points.

- Fresh short positions were initiated in bank nifty and NiftyIT fut. whereas nifty fut. saw long unwinding in yesterday's session.
- Long unwinding pressure was seen in cement, pharma, auto, technology and capital good sector. Major profit booking was seen in stocks like infibeam, mindtree, jpassociate, jet, dhfl and idea.
- Short positions were initiated in private banks, infra, metal, nbfc and oil&gas sector. Stocks like Hindzinc, concor, indigo, canbk, rblbank and kotakbank saw short accumulation.
- Selected buying interest was seen in stocks like gsfc, icicibank, amarajabat, ubl, nbcc and ntpc.

Taking ahead yesterday's selling pressure, today domestic bourses are expected to open with loss of more than 1% and thereafter will continue to see selling pressure on any intraday pullback. On lower side, nifty will find immediate support around 10140-10100 levels and below that can test 10000 levels in short term, whereas on higher side call writing at 10400-10500 will prove as stiff supply zone for indices.

Recommendation

Script	Action	Initiation	Target	SL
M&M	SELL	Around 734	710	748
NBCC	BUY	Around 52.50	57	51

FII Action (Rs. Crores)

	Buy	Sell	Net(Cr)	OI (Cr)
Index Fut.	7962.52	7437.56	524.96	21527.84
Index Opt.	114330.74	113388.73	942.01	85240.07
Stock Fut.	30749.93	30400.41	349.52	85008.72
Stock Opt.	9280.48	9125.34	155.14	9108.72
Total	162324	160352	1972	200885

Options

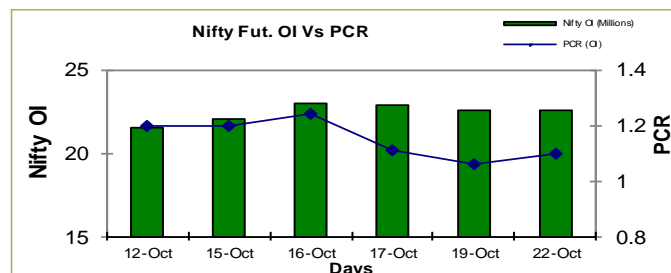
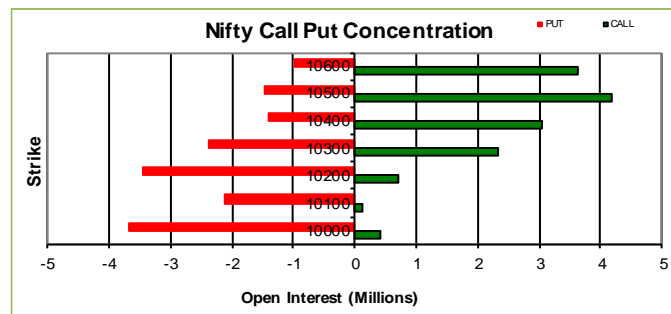
Most Active Nifty Options

Scrip	Strike Price	Option Type	Contract Traded	Open Interest
NIFTY	10500	CE	371435	4180500
NIFTY	10400	CE	359867	3051525
NIFTY	10300	PE	352243	2375850

Most Active Stock Options

RELIANCE	1100	CE	16243	2893000
RELIANCE	1120	CE	14438	2027000
RELIANCE	1140	CE	10955	2317000

F&O Statistics



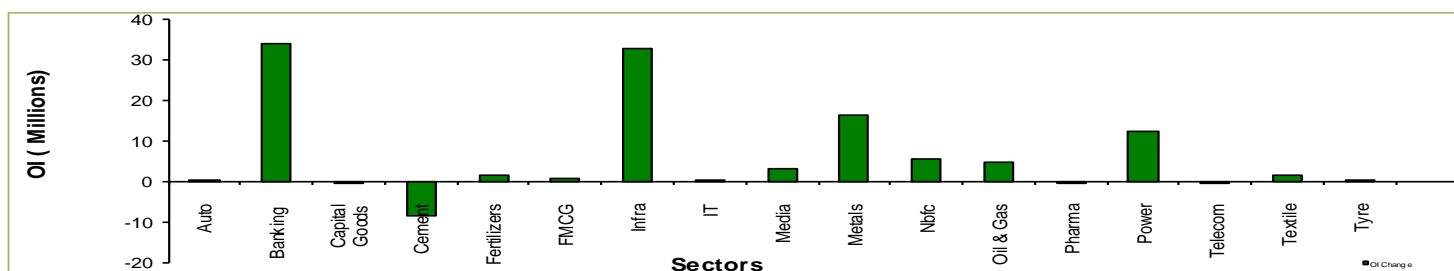
Nifty Futures Support / Resistance

RESISTANCE	10356	10480
SUPPORT	10157	10082

Gainers / Losers

Top OI Gainer				
Scrip	Cl. Price	OI Chg.	Price Chg.	OI %Ch
HINDZINC	280.30	5689600	-4.00	58.4
HCC	11.85	9702000	-0.25	27.6
CONCOR	577.05	727500	-16.10	22.0
INDIGO	801.45	706800	-29.05	18.5
UBL	1193.90	256200	6.25	16.1
Top OI Loser / Least Gainers				
MINDTREE	801.90	-298800	-11.15	-5.5
IBULHSGFIN	702.25	-1341000	56.85	-6.0
BEL	84.35	-1831500	1.05	-6.1
INFIBEAM	39.15	-2540000	-13.35	-9.6
ADANIPOWER	33.70	-17860000	0.10	-9.8

Sector OI Change



TEAM

ANALYST	DESIGNATION	EMAIL	TELEPHONE
Aditya Agarwal	Head – Technical Research	aditya@way2wealth.com	+91 22-61462955
Harish Jujarey	Sr. Technical Analyst – Commodity	harishjujarey@way2wealth.com	+91 22-61462952
Mohit Agarwal	Technical Analyst – Forex & Commodity	mohitk@way2wealth.com	+91 22-61462954
Monil Shah, CMT	Technical Analyst – Equity & Forex	monilshah@way2wealth.com	+91 22-61462980

Disclaimer

Analyst Certification: I, Aditya Agarwal, the research analyst and author of this report, hereby certify that the views expressed in this research report accurately reflect our personal views about the subject securities, issuers, products, sectors or industries. It is also certified that no part of the compensation of the analyst(s) was, is, or will be directly or indirectly related to the inclusion of specific recommendations or views in this research. The analyst(s), principally responsible for the preparation of this research report, receives compensation based on overall revenues of the company (Way2Wealth Brokers Private Limited, hereinafter referred to as Way2Wealth) and has taken reasonable care to achieve and maintain independence and objectivity in making any recommendations.

It is confirmed that Aditya Agarwal, the author of this report has not received any compensation from the companies mentioned in the report in the preceding 12 months. Our research professionals are paid in part based on the profitability of Way2Wealth, which include earnings from other business. Neither Way2Wealth nor its directors, employees, agents or representatives shall be liable for any damages whether direct or indirect, incidental, special or consequential including lost revenue or lost profits that may arise from or in connection with the use of the information contained in this report.

This report is for the personal information of the authorized recipient and does not construe to be any investment, legal or taxation advice to you. Way2Wealth is not soliciting any action based upon it. Nothing in this research shall be construed as a solicitation to buy or sell any security or product, or to engage in or refrain from engaging in any such transaction. The contents of this material are general and are neither comprehensive nor appropriate for every individual and are solely for the informational purposes of the readers. This material does not take into account the specific objectives, financial situation or needs of an individual/s or a Corporate/s or any entity/s.

This research has been prepared for the general use of the clients of the Way2Wealth and must not be copied, either in whole or in part, or distributed or redistributed to any other person in any form. If you are not the intended recipient you must not use or disclose the information in this research in any way. Though disseminated to all the customers simultaneously, not all customers may receive this report at the same time. Way2Wealth will not treat recipients as customers by virtue of their receiving this report. The distribution of this document in other jurisdictions may be restricted by the law applicable in the relevant jurisdictions and persons into whose possession this document comes should inform themselves about, and observe any such restrictions.

The report is based upon information obtained from sources believed to be reliable, but we do not make any representation or warranty that it is accurate, complete or up to date and it should not be relied upon as such. Way2Wealth or any of its affiliates or employees makes no warranties, either express or implied of any kind regarding any matter pertaining to this report, including, but not limited to warranties of suitability, fitness for a particular purpose, accuracy, timeliness, completeness or non-infringement. We accept no obligation to correct or update the information or opinions in it. Way2Wealth or any of its affiliates or employees shall not be in any way responsible for any loss or damage that may arise to any person from any inadvertent error in the information contained in this report. The recipients of this report should rely on their own investigations. In no event shall Way2Wealth be liable for any damages of any kind, including, but not limited to, indirect, special, incidental, consequential, punitive, lost profits, or lost opportunity, whether or not Way2Wealth has advised of the possibility of such damages.

This material contains statements that are forward-looking; such statements are based upon the current beliefs and expectations and are subject to significant risks and uncertainties. Actual results may differ from those set forth in the forward-looking statements. These uncertainties include but are not limited to: the risk of adverse movements or volatility in the securities markets or in interest or foreign exchange rates or indices; adverse impact from an economic slowdown; downturn in domestic or foreign securities and trading conditions or markets; increased competition; unfavourable political and diplomatic developments; change in the governmental or regulatory policies; failure of a corporate event and such others. This is not an offer to buy or sell or a solicitation of an offer to buy or sell any security or instrument or to participate in any particular trading strategy. No part of this material may be copied or duplicated in any form by any means or redistributed without the written consent of Way2Wealth. In no event shall any reader publish, retransmit, redistribute or otherwise reproduce any information provided by Way2Wealth in any format to anyone. Way2Wealth and its affiliates, officers, directors and employees including persons involved in the preparation or issuance of this report may from time to time have interest in securities / positions, financial or otherwise in the securities related to the information contained in this report.