

MCX ZINC FEBRUARY



- After past three session of successive up move, Zinc price witnessed slight profit booking on Friday and had minor dip till 295.45 levels and at the end it closed session at 297.40 levels with half a percent loss.
- Zinc February contract price has come down till break out level of prolonged sideways consolidation and it formed a small bearish Doji candlestick, On higher side commodity price has reversed after testing 61.8% Fibonacci retracement of previous fall that fell from the high of 326.80 to 259.50 levels.
- RSI (14) indicator made minor dip till 63 from 70 levels. Stochastic oscillator has moved into bought territory till 87 and remains positive.
- The overall structure seems to be still bullish on chart and dip towards support of 295 levels can be looked for initiating long positions for upside level of 301 and higher.

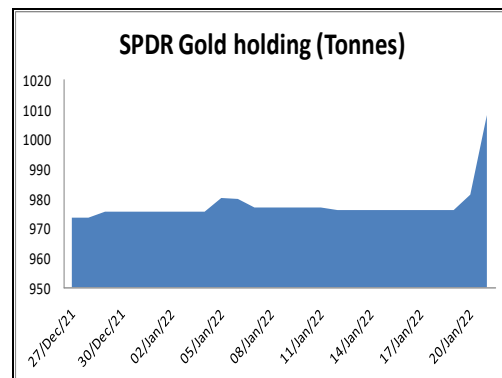
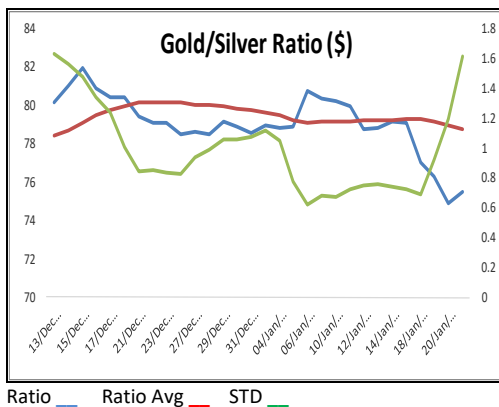
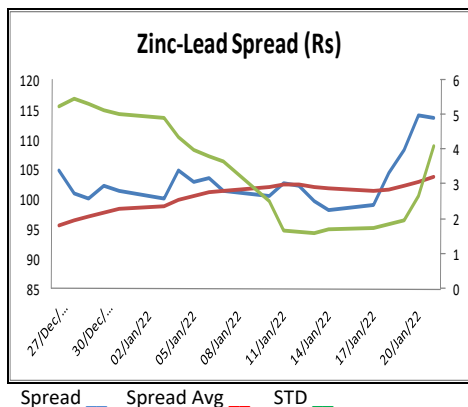
Today's Actionable

Commodity	Expiry	Action	Entry	Target	Stop loss
Zinc	Feb	Buy	Around 295	301	291
Cocudakl	Feb	Sell	Around 3160	3040	3220
SilverM	Feb	Sell	Around 65250	64000	65800

MCX				
Commodity	Expiry	Close (Rs)	Change	% Change
GOLD	04 FEB 2022	48249	-131	-0.27
SILVER	04 MAR 2022	64806	-573	-0.88
CRUDEOIL	18 FEB 2022	6319	-78	-1.22
NATURALGAS	25 JAN 2022	296.9	10	3.49
COPPER	31 JAN 2022	752.6	-8.5	-1.12
NICKEL	31 JAN 2022	1820	30.2	1.69
ALUMINIUM	31 JAN 2022	239.1	-6.65	-2.71
LEAD	31 JAN 2022	184.55	-1.65	-0.89
ZINC	31 JAN 2022	298.15	-2.05	-0.68
COTTON	31 JAN 2022	36060	-300	-0.83

NCDEX				
Commodity	Expiry	Close (Rs)	Change	% Change
GUARGUM5	18 FEB 2022	11736	-330	-2.73
GUARSEED10	18 FEB 2022	6284	-125	-1.95
CASTOR	18 FEB 2022	6268	54	0.87
COCUDAKL	18 FEB 2022	3134	-101	-3.12
JEERAUNJHA	18 FEB 2022	18305	0	0
TMCFGRNZM	18 FEB 2022	10312	-228	-2.16

GLOBAL				
Exchange	Commodity	Close (\$)	Change	% Change
Comex	Gold	1,835.90	-6.70	-0.36%
Comex	Silver	24.36	-0.36	-1.46%
Nymex	Crude Oil WTI	84.84	-0.71	-0.83%
ICE	Brent Oil	87.08	0.00	0.00%
Nymex	Natural Gas	3.78	0.00	0.00%
LME	Copper	9,948.50	-0.06	-1.35%
LME	Nickel	24,275.50	480.50	2.02%
LME	Aluminium	3,026.00	-85.00	-2.73%
LME	Lead	#N/A	#N/A	#N/A
LME	Zinc	3,669.00	19.50	0.53%



ECONOMIC DATA & EVENTS					
TIME(IST)	COUNTRY	DATA & EVENTS	ACTUAL	FORECAST	PREVIOUS
2:00 PM	EUR	German Manufacturing PMI (Jan)	-	57.00	57.40
2:30 PM	EUR	Manufacturing PMI (Jan)	-	57.50	58.00
3:00 PM	GBP	Manufacturing PMI	-	57.70	57.90
8:15 PM	USD	Manufacturing PMI (Jan)	-	56.70	57.70
-	-	-	-	-	-
-	-	-	-	-	-
-	-	-	-	-	-
-	-	-	-	-	-
-	-	-	-	-	-

DAILY PIVOT LEVELS							
Symbol	Expiry	LTP	S2	S1	Pivot	R1	R2
GOLD	INTL. SPOT (\$)	1833	1819	1826	1834	1841	1850
GOLD	04 FEB 2022	48249	47938	48094	48308	48464	48678
SILVER	INTL. SPOT (\$)	24.27	23.90	24.09	24.33	24.52	24.76
SILVER	04 MAR 2022	64806	64187	64496	64929	65238	65671
CRUDEOIL	18 FEB 2022	6319	6128	6223	6296	6391	6464
NATURALGAS	25 JAN 2022	296.9	283.7	290.3	294.1	300.7	304.5
COPPER	31 JAN 2022	752.6	743.0	747.8	753.9	758.7	764.8
NICKEL	31 JAN 2022	1820.0	1730.3	1775.1	1810.1	1854.9	1889.9
ALUMINIUM	31 JAN 2022	239.1	234.5	236.8	240.8	243.1	247.1
LEAD	31 JAN 2022	184.6	183.0	183.8	185.0	185.8	187.1
ZINC	31 JAN 2022	298.2	292.1	295.1	297.5	300.5	302.9
COTTON	31 JAN 2022	36060	35393	35727	36053	36387	36713
MENTHAOIL	31 JAN 2022	985.6	976.9	981.2	984.4	988.7	991.9
CPO	31 JAN 2022	1175.0	1175.0	1175.0	1175.0	1175.0	1175.0
CPO	28 FEB 2022	1150.0	383.3	766.7	383.3	766.7	383.3
GUARGUM5	18 FEB 2022	11736	11241	11488	11832	12079	12423
GUARGUM5	17 MAR 2022	11847	11334	11591	11941	12198	12548
GUARSEED10	18 FEB 2022	6284	6014	6149	6298	6433	6582
GUARSEED10	17 MAR 2022	6325	6054	6189	6341	6476	6628
CASTOR	18 FEB 2022	6268	6124	6196	6254	6326	6384
CASTOR	16 MAR 2022	6250	6129	6189	6235	6295	6341
SYBEANIDR	18 FEB 2022	6355	6355	6355	6355	6355	6355
SYBEANIDR	17 MAR 2022	6356	2119	4237	2119	4237	2119
SYOREF	18 FEB 2022	1205.0	401.7	803.3	401.7	803.3	401.7
SYOREF	17 MAR 2022	1121.6	373.9	747.7	373.9	747.7	373.9
COCUDAKL	18 FEB 2022	3134	3025	3079	3155	3209	3285
COCUDAKL	17 MAR 2022	3147	3030	3088	3166	3224	3302
JEERAUNJHA	17 MAR 2022	18305	17855	18080	18235	18460	18615
JEERAUNJHA	20 APR 2022	18450	18023	18237	18383	18597	18743
TMCFGRNZM	20 APR 2022	10312	9887	10099	10363	10575	10839
TMCFGRNZM	20 MAY 2022	10290	10026	10158	10354	10486	10682

TEAM

ANALYST	DESIGNATION	EMAIL	TELEPHONE
Harish Jujarey	Sr. Technical Analyst – Equity, Forex & Commodity	harishjujarey@way2wealth.com	+91 22-61462981

Disclaimer

Analyst Certification: I, Harish Jujarey, the research analyst and author of this report, hereby certify that the views expressed in this research report accurately reflect our personal views about the subject securities, issuers, products, sectors or industries. It is also certified that no part of the compensation of the analyst(s) was, is, or will be directly or indirectly related to the inclusion of specific recommendations or views in this research. The analyst(s), principally responsible for the preparation of this research report, receives compensation based on overall revenues of the company (Way2Wealth Brokers Private Limited, hereinafter referred to as Way2Wealth) and has taken reasonable care to achieve and maintain independence and objectivity in making any recommendations.

It is confirmed that Harish Jujarey, the author of this report has not received any compensation from the companies mentioned in the report in the preceding 12 months. Our research professionals are paid in part based on the profitability of Way2Wealth, which include earnings from other business. Neither Way2Wealth nor its directors, employees, agents or representatives shall be liable for any damages whether direct or indirect, incidental, special or consequential including lost revenue or lost profits that may arise from or in connection with the use of the information contained in this report.

This report is for the personal information of the authorized recipient and does not construe to be any investment, legal or taxation advice to you. Way2Wealth is not soliciting any action based upon it. Nothing in this research shall be construed as a solicitation to buy or sell any security or product, or to engage in or refrain from engaging in any such transaction. The contents of this material are general and are neither comprehensive nor appropriate for every individual and are solely for the informational purposes of the readers. This material does not take into account the specific objectives, financial situation or needs of an individual/s or a Corporate/s or any entity/s.

This research has been prepared for the general use of the clients of the Way2Wealth and must not be copied, either in whole or in part, or distributed or redistributed to any other person in any form. If you are not the intended recipient you must not use or disclose the information in this research in any way. Though disseminated to all the customers simultaneously, not all customers may receive this report at the same time. Way2Wealth will not treat recipients as customers by virtue of their receiving this report. The distribution of this document in other jurisdictions may be restricted by the law applicable in the relevant jurisdictions and persons into whose possession this document comes should inform themselves about, and observe any such restrictions.

The report is based upon information obtained from sources believed to be reliable, but we do not make any representation or warranty that it is accurate, complete or up to date and it should not be relied upon as such. Way2Wealth or any of its affiliates or employees makes no warranties, either express or implied of any kind regarding any matter pertaining to this report, including, but not limited to warranties of suitability, fitness for a particular purpose, accuracy, timeliness, completeness or non-infringement. We accept no obligation to correct or update the information or opinions in it. Way2Wealth or any of its affiliates or employees shall not be in any way responsible for any loss or damage that may arise to any person from any inadvertent error in the information contained in this report. The recipients of this report should rely on their own investigations. In no event shall Way2Wealth be liable for any damages of any kind, including, but not limited to, indirect, special, incidental, consequential, punitive, lost profits, or lost opportunity, whether or not Way2Wealth has advised of the possibility of such damages.

This material contains statements that are forward-looking; such statements are based upon the current beliefs and expectations and are subject to significant risks and uncertainties. Actual results may differ from those set forth in the forward-looking statements. These uncertainties include but are not limited to: the risk of adverse movements or volatility in the securities markets or in interest or foreign exchange rates or indices; adverse impact from an economic slowdown; downturn in domestic or foreign securities and trading conditions or markets; increased competition; unfavourable political and diplomatic developments; change in the governmental or regulatory policies; failure of a corporate event and such others. This is not an offer to buy or sell or a solicitation of an offer to buy or sell any security or instrument or to participate in any particular trading strategy. No part of this material may be copied or duplicated in any form by any means or redistributed without the written consent of Way2Wealth. In no event shall any reader publish, retransmit, redistribute or otherwise reproduce any information provided by Way2Wealth in any format to anyone. Way2Wealth and its affiliates, officers, directors and employees including persons involved in the preparation or issuance of this report may from time to time have interest in securities / positions, financial or otherwise in the securities related to the information contained in this report.