

MCX CRUDEOIL FEBRUARY

- Crude oil prices experienced a volatile move in yesterday's session. In the early hours it started the day with an optimistic note and headed till 6415 levels, but in the second half prices reversed sharply and declined till the low of 6136 levels and in the late hours it once again showed slightly recovery and finally ended the session at 6240 levels with 1.25% loss.
- On technical front, after failing to cross the swing high level of 6428, Crude price drifted sharply and penetrated the immediate upward sloping trend line support. So going forward, the correction is likely to extend till further down till psychological 6000 levels.
- Relative strength Index (14) and has made sharp fall from the high of 74 to 61 levels and stochastic oscillator also made a negative cross over at overbought territory.
- In short, we expect crude oil price is likely to undergo further correction till the psychological supports of 6000 levels.

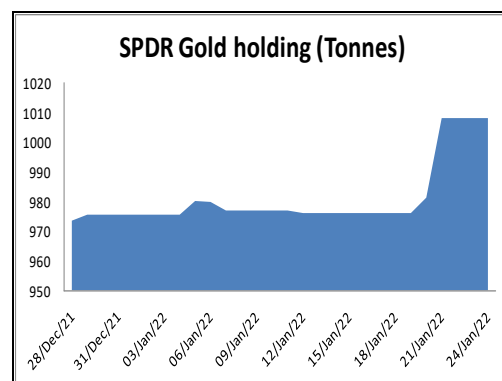
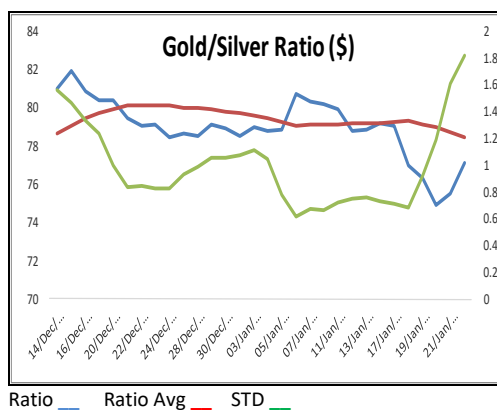
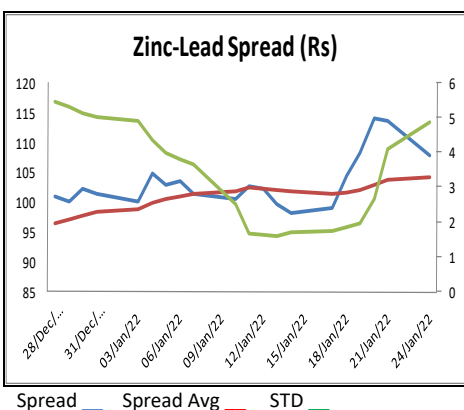
MCX				
Commodity	Expiry	Close (Rs)	Change	% Change
GOLD	04 FEB 2022	48564	315	0.65
SILVER	04 MAR 2022	63958	-848	-1.31
CRUDEOIL	18 FEB 2022	6240	-79	-1.25
NATURALGAS	23 FEB 2022	287.9	4.7	1.66
COPPER	28 FEB 2022	747.7	-9.9	-1.31
NICKEL	28 FEB 2022	1704.6	-89.8	-5
ALUMINIUM	28 FEB 2022	242.2	0.75	0.31
LEAD	28 FEB 2022	186.25	-0.45	-0.24
ZINC	28 FEB 2022	294	-3.4	-1.14
COTTON	28 FEB 2022	36510	80	0.22

NCDEX				
Commodity	Expiry	Close (Rs)	Change	% Change
GUARGUM5	18 FEB 2022	11530	-206	-1.76
GUARSEED10	18 FEB 2022	6220	-64	-1.02
CASTOR	18 FEB 2022	6318	50	0.8
COCUDAKL	18 FEB 2022	3150	16	0.51
JEERAUNJHA	18 FEB 2022	18760	55	4.56
TMCFGRNZM	18 FEB 2022	9814	-498	-4.83

GLOBAL				
Exchange	Commodity	Close (\$)	Change	% Change
Comex	Gold	1,841.65	9.85	0.54%
Comex	Silver	23.92	-0.41	-1.67%
Nymex	Crude Oil WTI	83.56	-1.58	-1.86%
ICE	Brent Oil	85.72	-1.36	-1.56%
Nymex	Natural Gas	3.86	0.08	2.12%
LME	Copper	9,709.50	-0.09	-1.88%
LME	Nickel	22,605.50	-1670.00	-6.88%
LME	Aluminium	3,038.00	12.00	0.40%
LME	Lead	#N/A	#N/A	#N/A
LME	Zinc	3,596.00	-73.00	-1.99%

Today's Actionable

Commodity	Expiry	Action	Entry	Target	Stop loss
Gold	Feb	Buy	Around 48400	48800	48150
Lead	Feb	Sell	Around 186.50	183.00	188.50
Guar seed	Feb	Sell	Below 6160	6000	6250



ECONOMIC DATA & EVENTS					
TIME(IST)	COUNTRY	DATA & EVENTS	ACTUAL	FORECAST	PREVIOUS
8:30 PM	USD	CB Consumer Confidence (Jan)	-	111.80	115.80
8:30 PM	USD	Richmond Manufacturing Index (Jan)	-	14.00	16.00
-	-	-	-	-	-
-	-	-	-	-	-
-	-	-	-	-	-
-	-	-	-	-	-
-	-	-	-	-	-
-	-	-	-	-	-
-	-	-	-	-	-

DAILY PIVOT LEVELS							
Symbol	Expiry	LTP	S2	S1	Pivot	R1	R2
GOLD	INTL. SPOT (\$)	1841	1822	1831	1838	1847	1854
GOLD	04 FEB 2022	48564	48188	48376	48488	48676	48788
SILVER	INTL. SPOT (\$)	23.83	23.11	23.47	23.89	24.25	24.66
SILVER	04 MAR 2022	63958	62705	63331	64161	64787	65617
CRUDEOIL	18 FEB 2022	6240	5985	6112	6264	6391	6543
NATURALGAS	23 FEB 2022	287.9	271.8	279.8	286.7	294.7	301.6
COPPER	28 FEB 2022	747.7	737.8	742.7	749.7	754.7	761.7
NICKEL	28 FEB 2022	1704.6	1624.3	1664.4	1727.0	1767.1	1829.7
ALUMINIUM	28 FEB 2022	242.2	238.9	240.6	241.7	243.3	244.4
LEAD	28 FEB 2022	186.3	184.9	185.6	186.5	187.2	188.1
ZINC	28 FEB 2022	294.0	290.8	292.4	294.5	296.1	298.1
COTTON	28 FEB 2022	36510	36157	36333	36577	36753	36997
MENTHAOIL	28 FEB 2022	983.5	969.5	976.5	987.0	994.0	1004.5
CPO	31 JAN 2022	1175.3	1165.1	1170.2	1175.1	1180.2	1185.1
CPO	28 FEB 2022	1150.0	383.3	766.7	383.3	766.7	383.3
GUARGUM5	18 FEB 2022	11530	11271	11401	11610	11740	11949
GUARGUM5	17 MAR 2022	11651	11392	11522	11730	11860	12068
GUARSEED10	18 FEB 2022	6220	6117	6168	6237	6288	6357
GUARSEED10	17 MAR 2022	6268	6170	6219	6283	6332	6396
CASTOR	18 FEB 2022	6318	6235	6277	6303	6345	6371
CASTOR	16 MAR 2022	6264	6184	6224	6266	6306	6348
SYBEANIDR	18 FEB 2022	6350	6257	6303	6347	6393	6437
SYBEANIDR	17 MAR 2022	6356	2119	4237	2119	4237	2119
SYOREF	18 FEB 2022	1260.0	1260.0	1260.0	1260.0	1260.0	1260.0
SYOREF	17 MAR 2022	1121.6	373.9	747.7	373.9	747.7	373.9
COCUDAKL	18 FEB 2022	3150	3057	3104	3128	3175	3199
COCUDAKL	17 MAR 2022	3162	3074	3118	3144	3188	3214
JEERAUNJHA	17 MAR 2022	18760	18203	18482	18708	18987	19213
JEERAUNJHA	20 APR 2022	19040	18677	18858	18967	19148	19257
TMCFGRNZM	20 APR 2022	9814	9247	9531	9991	10275	10735
TMCFGRNZM	20 MAY 2022	9800	9440	9620	9980	10160	10520

TEAM

ANALYST	DESIGNATION	EMAIL	TELEPHONE
Harish Jujarey	Sr. Technical Analyst – Equity, Forex & Commodity	harishjujarey@way2wealth.com	+91 22-61462981

Disclaimer

Analyst Certification: I, Harish Jujarey, the research analyst and author of this report, hereby certify that the views expressed in this research report accurately reflect our personal views about the subject securities, issuers, products, sectors or industries. It is also certified that no part of the compensation of the analyst(s) was, is, or will be directly or indirectly related to the inclusion of specific recommendations or views in this research. The analyst(s), principally responsible for the preparation of this research report, receives compensation based on overall revenues of the company (Way2Wealth Brokers Private Limited, hereinafter referred to as Way2Wealth) and has taken reasonable care to achieve and maintain independence and objectivity in making any recommendations.

It is confirmed that Harish Jujarey, the author of this report has not received any compensation from the companies mentioned in the report in the preceding 12 months. Our research professionals are paid in part based on the profitability of Way2Wealth, which include earnings from other business. Neither Way2Wealth nor its directors, employees, agents or representatives shall be liable for any damages whether direct or indirect, incidental, special or consequential including lost revenue or lost profits that may arise from or in connection with the use of the information contained in this report.

This report is for the personal information of the authorized recipient and does not construe to be any investment, legal or taxation advice to you. Way2Wealth is not soliciting any action based upon it. Nothing in this research shall be construed as a solicitation to buy or sell any security or product, or to engage in or refrain from engaging in any such transaction. The contents of this material are general and are neither comprehensive nor appropriate for every individual and are solely for the informational purposes of the readers. This material does not take into account the specific objectives, financial situation or needs of an individual/s or a Corporate/s or any entity/s.

This research has been prepared for the general use of the clients of the Way2Wealth and must not be copied, either in whole or in part, or distributed or redistributed to any other person in any form. If you are not the intended recipient you must not use or disclose the information in this research in any way. Though disseminated to all the customers simultaneously, not all customers may receive this report at the same time. Way2Wealth will not treat recipients as customers by virtue of their receiving this report. The distribution of this document in other jurisdictions may be restricted by the law applicable in the relevant jurisdictions and persons into whose possession this document comes should inform themselves about, and observe any such restrictions.

The report is based upon information obtained from sources believed to be reliable, but we do not make any representation or warranty that it is accurate, complete or up to date and it should not be relied upon as such. Way2Wealth or any of its affiliates or employees makes no warranties, either express or implied of any kind regarding any matter pertaining to this report, including, but not limited to warranties of suitability, fitness for a particular purpose, accuracy, timeliness, completeness or non-infringement. We accept no obligation to correct or update the information or opinions in it. Way2Wealth or any of its affiliates or employees shall not be in any way responsible for any loss or damage that may arise to any person from any inadvertent error in the information contained in this report. The recipients of this report should rely on their own investigations. In no event shall Way2Wealth be liable for any damages of any kind, including, but not limited to, indirect, special, incidental, consequential, punitive, lost profits, or lost opportunity, whether or not Way2Wealth has advised of the possibility of such damages.

This material contains statements that are forward-looking; such statements are based upon the current beliefs and expectations and are subject to significant risks and uncertainties. Actual results may differ from those set forth in the forward-looking statements. These uncertainties include but are not limited to: the risk of adverse movements or volatility in the securities markets or in interest or foreign exchange rates or indices; adverse impact from an economic slowdown; downturn in domestic or foreign securities and trading conditions or markets; increased competition; unfavourable political and diplomatic developments; change in the governmental or regulatory policies; failure of a corporate event and such others. This is not an offer to buy or sell or a solicitation of an offer to buy or sell any security or instrument or to participate in any particular trading strategy. No part of this material may be copied or duplicated in any form by any means or redistributed without the written consent of Way2Wealth. In no event shall any reader publish, retransmit, redistribute or otherwise reproduce any information provided by Way2Wealth in any format to anyone. Way2Wealth and its affiliates, officers, directors and employees including persons involved in the preparation or issuance of this report may from time to time have interest in securities / positions, financial or otherwise in the securities related to the information contained in this report.