

Market Round Up

Indices opened on flat note in yesterday's session and thereafter for most part of the day traded in narrow band of 15-20 points. However, in second half sharp short covering pullback was seen across the board that helped nifty to close at day's high level of 11726 with gain of almost 150 points.

- Long accumulation was seen in nifty and banknifty whereas NiftyIT saw short covering from lower levels. Nifty added almost 21.98 lakh shares in OI and May fut. closed at 100 points premium.
- Short covering pullback was seen in fmCG, nbfc, technology, power and metal sector. Major unwinding was seen in stocks like orientbank, justdial, infibeam, indianb, kscl and irb.
- Fresh long positions were initiated in oil&gas and banking sector. Ongc, pageind, ultracemco, hindpetro, lt and relcapital were some of the stocks that saw buying interest.
- Selected short positions were added in tataelxsi, acc, mrf, powergrid, apollohosp and mgl.
- Hexaware, tataglobal, apollo tyre, torntpower, bsoft and tatachem were some of the stocks that saw profit booking in long positions.

After yesterday's stupendous rally, today markets are expected to open on flat note but will continue to see buying support at lower levels. However, on higher side nifty will find strong resistance around 11800 levels and from those levels profit booking can be seen. Being the last day of expiry, high volatility will be there in second half of trades thereafter traders are advised to keep strict stop losses in their positions.

Recommendation

Script	Action	Initiation	Target	SL
M&M	BUY	Around 667	690	658
IDFCFIRSTB	BUY	Around 52	54.50	50.80

FII Action (Rs. Crores)

	Buy	Sell	Net(Cr)	OI (Cr)
Index Fut.	9720.12	9278.78	441.34	23798.76
Index Opt.	246907.13	247031.88	-124.75	78183.55
Stock Fut.	36160.72	35778.60	382.12	99316.90
Stock Opt.	6530.43	6469.87	60.55	7951.54
Total	299318	298559	759	209251

Options

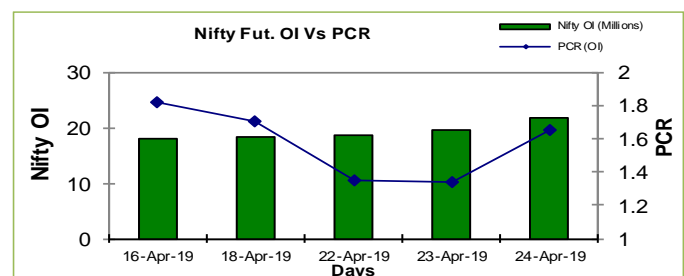
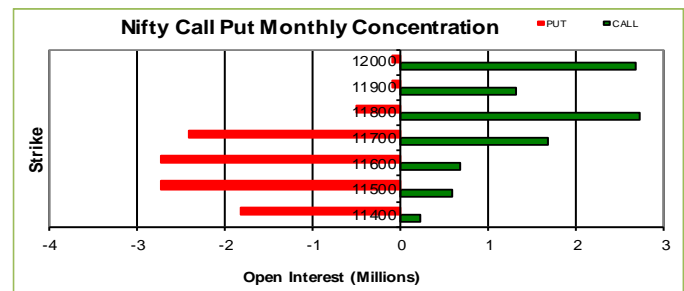
Most Active Nifty Monthly Options

Scrip	Strike Price	Option Type	Contract Traded	Open Interest
NIFTY	11700	CE	672302	1682250
NIFTY	11600	PE	604593	2727450
NIFTY	11600	CE	493934	678225

Most Active Stock Options

RELIANCE	1400	CE	27223	2768000
RELIANCE	1380	CE	25538	1047500
TATAMOTORS	230	CE	21356	4022000

F&O Statistics



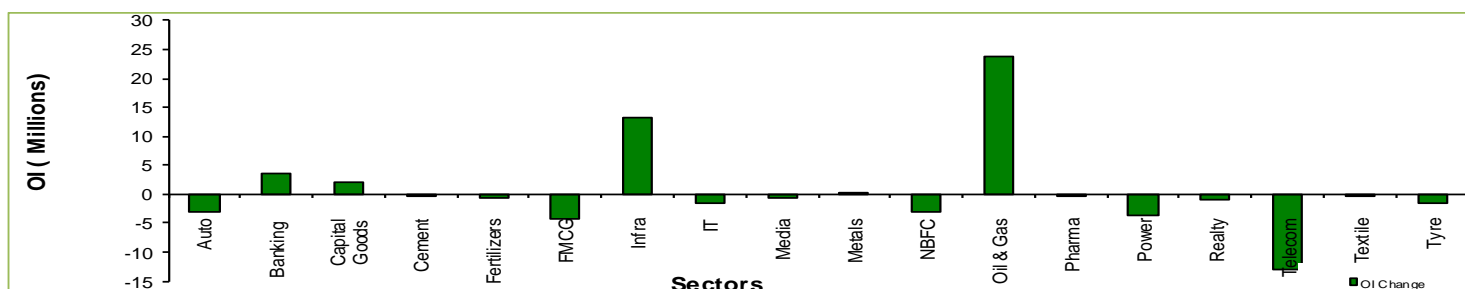
Nifty Futures Support / Resistance

RESISTANCE	11803	11868
SUPPORT	11626	11514

Gainers / Losers

Top OI Gainer				
Scrip	Cl. Price	OI Chg.	Price Chg.	OI %Ch
ONGC	169.25	22702500	5.05	33.3
PAGEIND	23563.25	24875	660.80	20.5
ULTRACEMCO	4403.90	402800	193.60	18.4
POWERGRID	192.40	3552000	-1.00	17.8
PCJEWELLER	133.75	1488500	6.80	17.3
Top OI Loser / Least Gainers				
JUSTDIAL	575.80	-386400	14.20	-13.6
IFCI	12.15	-11445000	0.10	-14.1
CEATLTD	1092.85	-205600	7.65	-15.9
NHPC	23.30	-5076000	-0.05	-16.5
ORIENTBANK	101.75	-3493000	2.65	-20.2

Sector OI Change



TEAM

ANALYST	DESIGNATION	EMAIL	TELEPHONE
Aditya Agarwal	Head – Technical Research	aditya@way2wealth.com	+91 22-61462955
Harish Jujarey	Sr. Technical Analyst – Commodity	harishjujarey@way2wealth.com	+91 22-61462952
Mohit Agarwal	Technical Analyst – Forex & Commodity	mohitk@way2wealth.com	+91 22-61462954
Monil Shah, CMT	Technical Analyst – Equity & Forex	monilshah@way2wealth.com	+91 22-61462980

Disclaimer

Analyst Certification: I, Aditya Agarwal, the research analyst and author of this report, hereby certify that the views expressed in this research report accurately reflect our personal views about the subject securities, issuers, products, sectors or industries. It is also certified that no part of the compensation of the analyst(s) was, is, or will be directly or indirectly related to the inclusion of specific recommendations or views in this research. The analyst(s), principally responsible for the preparation of this research report, receives compensation based on overall revenues of the company (Way2Wealth Brokers Private Limited, hereinafter referred to as Way2Wealth) and has taken reasonable care to achieve and maintain independence and objectivity in making any recommendations.

It is confirmed that Aditya Agarwal, the author of this report has not received any compensation from the companies mentioned in the report in the preceding 12 months. Our research professionals are paid in part based on the profitability of Way2Wealth, which include earnings from other business. Neither Way2Wealth nor its directors, employees, agents or representatives shall be liable for any damages whether direct or indirect, incidental, special or consequential including lost revenue or lost profits that may arise from or in connection with the use of the information contained in this report.

This report is for the personal information of the authorized recipient and does not construe to be any investment, legal or taxation advice to you. Way2Wealth is not soliciting any action based upon it. Nothing in this research shall be construed as a solicitation to buy or sell any security or product, or to engage in or refrain from engaging in any such transaction. The contents of this material are general and are neither comprehensive nor appropriate for every individual and are solely for the informational purposes of the readers. This material does not take into account the specific objectives, financial situation or needs of an individual/s or a Corporate/s or any entity/s.

This research has been prepared for the general use of the clients of the Way2Wealth and must not be copied, either in whole or in part, or distributed or redistributed to any other person in any form. If you are not the intended recipient you must not use or disclose the information in this research in any way. Though disseminated to all the customers simultaneously, not all customers may receive this report at the same time. Way2Wealth will not treat recipients as customers by virtue of their receiving this report. The distribution of this document in other jurisdictions may be restricted by the law applicable in the relevant jurisdictions and persons into whose possession this document comes should inform themselves about, and observe any such restrictions.

The report is based upon information obtained from sources believed to be reliable, but we do not make any representation or warranty that it is accurate, complete or up to date and it should not be relied upon as such. Way2Wealth or any of its affiliates or employees makes no warranties, either express or implied of any kind regarding any matter pertaining to this report, including, but not limited to warranties of suitability, fitness for a particular purpose, accuracy, timeliness, completeness or non-infringement. We accept no obligation to correct or update the information or opinions in it. Way2Wealth or any of its affiliates or employees shall not be in any way responsible for any loss or damage that may arise to any person from any inadvertent error in the information contained in this report. The recipients of this report should rely on their own investigations. In no event shall Way2Wealth be liable for any damages of any kind, including, but not limited to, indirect, special, incidental, consequential, punitive, lost profits, or lost opportunity, whether or not Way2Wealth has advised of the possibility of such damages.

This material contains statements that are forward-looking; such statements are based upon the current beliefs and expectations and are subject to significant risks and uncertainties. Actual results may differ from those set forth in the forward-looking statements. These uncertainties include but are not limited to: the risk of adverse movements or volatility in the securities markets or in interest or foreign exchange rates or indices; adverse impact from an economic slowdown; downturn in domestic or foreign securities and trading conditions or markets; increased competition; unfavourable political and diplomatic developments; change in the governmental or regulatory policies; failure of a corporate event and such others. This is not an offer to buy or sell or a solicitation of an offer to buy or sell any security or instrument or to participate in any particular trading strategy. No part of this material may be copied or duplicated in any form by any means or redistributed without the written consent of Way2Wealth. In no event shall any reader publish, retransmit, redistribute or otherwise reproduce any information provided by Way2Wealth in any format to anyone. Way2Wealth and its affiliates, officers, directors and employees including persons involved in the preparation or issuance of this report may from time to time have interest in securities / positions, financial or otherwise in the securities related to the information contained in this report.