

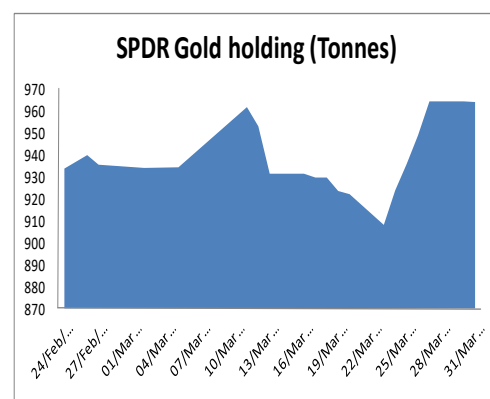
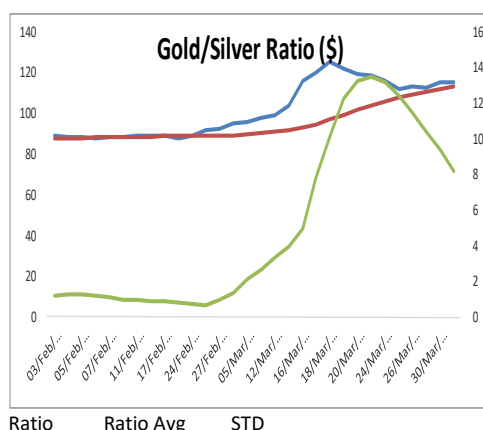
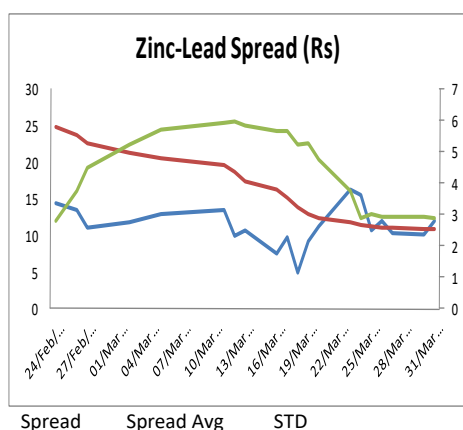
MCX NATURAL GAS APR



- Natural gas prices opened strongly higher with gap in the last session and prices consolidated for most of the session in the range of 130-132 levels.
- Prices have been recovering gradually after taking strong support near 124 level while, MACD (12,26,9) has also given a positive crossover on the daily chart.
- Therefore, prices are expected to recover further from these levels towards immediate resistance placed around 23.6% Fibonacci retracement of its fall from high of 205.90 till low of 117, which is placed at 138 level.
- On the lower side, immediate supports are placed around 129.50 and 124 levels. Buying on minor pullbacks is recommended in Natural gas for the day.

Today's Actionable

Commodity	Expiry	Action	Entry	Target	Stop loss
Nat gas	Apr	Buy	Around 129.50	138	124
CPO	Apr	Buy	Around 663	673	656.50
Guar gum	May	Buy	Around 5070	5220	4970



MCX

Commodity	Expiry	Close (Rs)	Change	% Change
GOLD	03 APR 2020	43255	-587	-1.34
SILVER	05 MAY 2020	39523	-275	-0.69
COPPER	30 APR 2020	377.55	5.3	1.42
CRUDEOIL	20 APR 2020	1680	64	3.96
ZINC MINI	30 APR 2020	145.7	3.65	2.57
LEAD MINI	30 APR 2020	133.75	1.8	1.36
ALUMINI	30 APR 2020	134.35	0.6	0.45
NICKEL	30 APR 2020	863.2	2.4	0.28
NATURAL GAS	27 APR 2020	131.4	6.1	4.87
MENTHA OIL	30 APR 2020	1102.2	8.4	0.77

NCDEX

Commodity	Expiry	Close (Rs)	Change	% Change
GUARGUM5	20 APR 2020	5087	135	2.73
GUARSEED10	20 APR 2020	3300	-12	-0.36
CHANA	20 APR 2020	4139	-56	-1.33
CASTOR	20 APR 2020	4052	-52	-1.27
RMSEED	20 APR 2020	4118	-31	-0.75
SYBEANIDR	20 APR 2020	3800	-54	-1.4
SYOREF	20 APR 2020	828	-9.6	-1.15
JEERAUNJHA	20 APR 2020	14100	-10	-0.07
TMCGRNZM	20 APR 2020	5802	-28	-0.48
COCUDAKL	20 APR 2020	2064	-35	-1.67

GLOBAL

Exchange	Commodity	Close (\$)	Change	% Change
Comex	Gold	1,613.20	-30.00	-1.83%
Comex	Silver	14.12	-0.02	-0.11%
Nymex	Crude Oil WTI	21.64	1.55	7.72%
ICE	Brent Oil	27.67	1.25	4.73%
Nymex	Natural Gas	1.72	0.03	1.95%
LME	Copper	4,813.25	54.75	1.15%
LME	Lead	1,718.00	17.25	1.01%
LME	Zinc	1,890.25	23.25	1.25%
LME	Aluminium	1,527.25	-1.50	-0.10%
LME	Nickel	11,317.50	0.00	0.00%

ECONOMIC DATA & EVENTS

TIME(IST)	COUNTRY	DATA & EVENTS	ACTUAL	FORECAST	PREVIOUS
7:15 AM	CN	Caixin Manufacturing PMI (Mar)	-	45.5	40.3
5:45 PM	US	ADP Nonfarm Employment Change (Mar)	-	-150K	183K
7:15 PM	US	Manufacturing PMI (Mar)	-	49.2	49.2
7:30 PM	US	ISM Manufacturing Employment (Mar)	-	43.6	46.9
7:30 PM	US	ISM Manufacturing PMI (Mar)	-	45.0	50.1
8:00 PM	US	Crude Oil Inventories	-	4.333M	1.623M
-	-	-	-	-	-
-	-	-	-	-	-
-	-	-	-	-	-

DAILY PIVOT LEVELS

Symbol	Expiry	LTP	S2	S1	Pivot	R1	R2
GOLD	03 APR 2020	43255	42698	42977	43408	43687	44118
SILVER	05 MAY 2020	39523	38854	39189	39699	40034	40544
COPPER	30 APR 2020	377.6	371.9	374.7	377.9	380.7	383.9
CRUDEOIL	20 APR 2020	1680	1615	1647	1671	1703	1727
ZINCMINI	30 APR 2020	145.7	140.6	143.1	144.6	147.1	148.6
LEADMINI	30 APR 2020	133.8	131.6	132.7	133.3	134.4	135.1
ALUMINI	30 APR 2020	134.4	133.3	133.8	134.2	134.7	135.1
NICKEL	30 APR 2020	863.2	857.1	860.1	863.2	866.2	869.3
NATURALGAS	27 APR 2020	131.4	126.0	128.7	130.6	133.3	135.2
MENTHAOIL	30 APR 2020	1102.2	1080.1	1091.2	1098.0	1109.1	1115.9
GUARGUM5	20 APR 2020	5087	4975	5031	5059	5115	5143
GUARGUM5	20 MAY 2020	5102	5026	5064	5087	5125	5148
GUARSEED10	20 APR 2020	3300	3229	3265	3313	3349	3397
GUARSEED10	20 MAY 2020	3330	3278	3304	3336	3362	3394
CHANA	20 APR 2020	4139	4071	4105	4160	4194	4249
CHANA	20 MAY 2020	4136	4073	4105	4151	4183	4229
CASTOR	20 APR 2020	4052	3969	4011	4055	4097	4141
CASTOR	20 MAY 2020	4002	3955	3979	4001	4025	4047
RMSEED	20 APR 2020	4118	4049	4084	4120	4155	4191
RMSEED	20 MAY 2020	4060	4029	4044	4061	4076	4093
SYBEANIDR	20 APR 2020	3800	3707	3753	3811	3857	3915
SYBEANIDR	20 MAY 2020	3780	3696	3738	3788	3830	3880
SYOREF	20 APR 2020	828.0	819.6	823.8	829.4	833.6	839.2
SYOREF	20 MAY 2020	805.6	796.5	801.1	808.5	813.1	820.5
COCUDAKL	20 APR 2020	2064	1995	2029	2079	2113	2163
COCUDAKL	20 MAY 2020	2087	2006	2046	2108	2148	2210
JEERAUNJHA	20 APR 2020	14100	13943	14022	14098	14177	14253
JEERAUNJHA	20 MAY 2020	13850	13657	13753	13872	13968	14087
TMCFRNZM	20 APR 2020	5802	5769	5785	5807	5823	5845
TMCFRNZM	20 MAY 2020	5820	5753	5787	5813	5847	5873
DHANIYA	20 MAY 2020	5766	5612	5689	5762	5839	5912
DHANIYA	20 APR 2020	5820	5649	5735	5815	5901	5981
COTTON	29 MAY 2020	16400	16260	16330	16410	16480	16560
COTTON	30 APR 2020	16200	15960	16080	16200	16320	16440

TEAM

ANALYST	DESIGNATION	EMAIL	TELEPHONE
Monil Shah, CMT	Sr. Technical Analyst – Equity & Forex	monilshah@way2wealth.com	+9122-61462980
Harish Jujarey	Sr. Technical Analyst – Equity, Forex & Commodity	harishjujarey@way2wealth.com	+9122-61462981
Mohit Agarwal	Technical Analyst – Forex & Commodity	mohitk@way2wealth.com	+9122-61462982

Disclaimer

Analyst Certification: I, Mohit Agarwal, the research analyst and author of this report, hereby certify that the views expressed in this research report accurately reflect our personal views about the subject securities, issuers, products, sectors or industries. It is also certified that no part of the compensation of the analyst(s) was, is, or will be directly or indirectly related to the inclusion of specific recommendations or views in this research. The analyst(s), principally responsible for the preparation of this research report, receives compensation based on overall revenues of the company (Way2Wealth Brokers Private Limited, hereinafter referred to as Way2Wealth) and has taken reasonable care to achieve and maintain independence and objectivity in making any recommendations.

It is confirmed that Mohit Agarwal, the author of this report has not received any compensation from the companies mentioned in the report in the preceding 12 months. Our research professionals are paid in part based on the profitability of Way2Wealth, which include earnings from other business. Neither Way2Wealth nor its directors, employees, agents or representatives shall be liable for any damages whether direct or indirect, incidental, special or consequential including lost revenue or lost profits that may arise from or in connection with the use of the information contained in this report.

This report is for the personal information of the authorized recipient and does not construe to be any investment, legal or taxation advice to you. Way2Wealth is not soliciting any action based upon it. Nothing in this research shall be construed as a solicitation to buy or sell any security or product, or to engage in or refrain from engaging in any such transaction. The contents of this material are general and are neither comprehensive nor appropriate for every individual and are solely for the informational purposes of the readers. This material does not take into account the specific objectives, financial situation or needs of an individual/s or a Corporate/s or any entity/s.

This research has been prepared for the general use of the clients of the Way2Wealth and must not be copied, either in whole or in part, or distributed or redistributed to any other person in any form. If you are not the intended recipient you must not use or disclose the information in this research in any way. Though disseminated to all the customers simultaneously, not all customers may receive this report at the same time. Way2Wealth will not treat recipients as customers by virtue of their receiving this report. The distribution of this document in other jurisdictions may be restricted by the law applicable in the relevant jurisdictions and persons into whose possession this document comes should inform themselves about, and observe any such restrictions.

The report is based upon information obtained from sources believed to be reliable, but we do not make any representation or warranty that it is accurate, complete or up to date and it should not be relied upon as such. Way2Wealth or any of its affiliates or employees makes no warranties, either express or implied of any kind regarding any matter pertaining to this report, including, but not limited to warranties of suitability, fitness for a particular purpose, accuracy, timeliness, completeness or non-infringement. We accept no obligation to correct or update the information or opinions in it. Way2Wealth or any of its affiliates or employees shall not be in any way responsible for any loss or damage that may arise to any person from any inadvertent error in the information contained in this report. The recipients of this report should rely on their own investigations. In no event shall Way2Wealth be liable for any damages of any kind, including, but not limited to, indirect, special, incidental, consequential, punitive, lost profits, or lost opportunity, whether or not Way2Wealth has advised of the possibility of such damages.

This material contains statements that are forward-looking; such statements are based upon the current beliefs and expectations and are subject to significant risks and uncertainties. Actual results may differ from those set forth in the forward-looking statements. These uncertainties include but are not limited to: the risk of adverse movements or volatility in the securities markets or in interest or foreign exchange rates or indices; adverse impact from an economic slowdown; downturn in domestic or foreign securities and trading conditions or markets; increased competition; unfavourable political and diplomatic developments; change in the governmental or regulatory policies; failure of a corporate event and such others. This is not an offer to buy or sell or a solicitation of an offer to buy or sell any security or instrument or to participate in any particular trading strategy. No part of this material may be copied or duplicated in any form by any means or redistributed without the written consent of Way2Wealth. In no event shall any reader publish, retransmit, redistribute or otherwise reproduce any information provided by Way2Wealth in any format to anyone. Way2Wealth and its affiliates, officers, directors and employees including persons involved in the preparation or issuance of this report may from time to time have interest in securities / positions, financial or otherwise in the securities related to the information contained in this report.