

Market Round Up

On Tuesday, Nifty June future ended with a gain of 0.25% and whereas Nifty Bank June future ended with a gain of 0.29%.

- Nifty June futures ended with a premium of 86 points compared to its previous day's premium of 76 points. Nifty Bank June futures ended with premium of 60 points compared to its previous day's premium of 53 points.
- Nifty Future-OI moved up by 3.62% and currently stands at 7.15 million shares whereas Nifty Bank Future-OI increased by 1.78%.
- India VIX decreased by 2.33% and closed at 12.01 compared to its previous day's close of 12.30. Nifty PCR-OI has seen at 1.40.
- During the day buildup of fresh long is seen GMRINFRA and SBICARD, whereas short covering is seen in ESCORTS and ABFRL. During the day buildup of fresh short is seen AARTIIND and SBILIFE, whereas unwinding of existing long is seen TATACOMM and M&M.

FII Action (In Crores)

	Buy	Sell	Net (cr)	OI (crore)
Index Futures	2156.54	1915.74	240.80	14494.97
Index Options	1312537.90	1329774.99	-17237.09	273246.65
Stock Futures	9402.70	10055.94	-653.24	167819.12
Stock Options	9588.98	9724.56	-135.58	10800.75
Total	1333686.12	1351471.23	-17785.11	466361.49

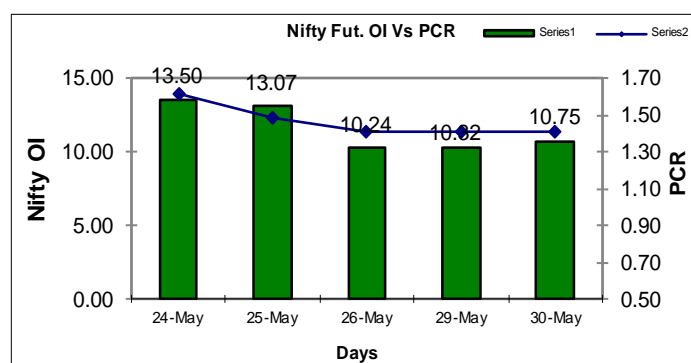
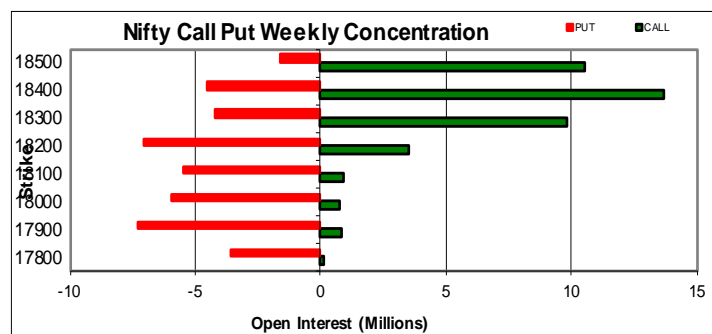
Most Active Monthly Nifty Options

Scrip	Strike Price	Option Type	Contract Traded	Open Interest
NIFTY	18600	PE	71249	1218500
NIFTY	18600	CE	57495	1155300
NIFTY	18000	PE	55243	4326900
NIFTY	19000	CE	49153	3618000
NIFTY	18500	PE	47967	1847550

Most Active Stock Options

Scrip	Strike Price	Option Type	Contract Traded	Open Interest
IRCTC	650	CE	23052	3774750
APOLLOHOSP	4700	CE	18943	265500
RELIANCE	2600	CE	16115	2535250
IRCTC	700	CE	14861	2660875
APOLLOHOSP	4800	CE	14739	222375

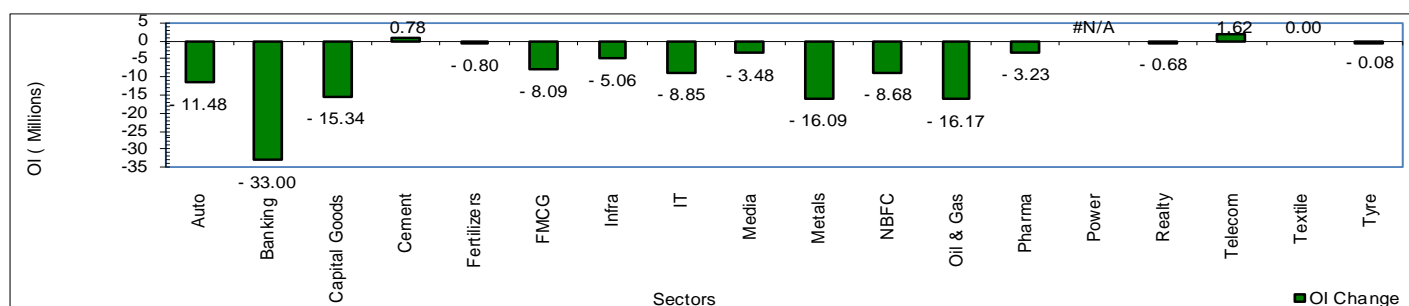
F&O Statistics



OI Gainers/ Losers

Scrip	Cmp	Change In OI	Price change	OI% Chang
ICICIPRULI	470.3	144000	5.00	1.0
RECLTD	141.5	2792000	4.65	5.2
IBULHSGFIN	116.4	308000	-2.05	0.6
ABCAPITAL	172.4	-1026000	5.45	-3.6
LAURUSLABS	333.7	96800	-3.60	0.8
ABBOTINDIA	22182.0	-80	115.35	-0.1
HINDALCO	416.3	684600	-6.75	2.3
LICHSGFIN	381.4	-882000	-0.95	-5.5
ALKEM	3383.2	19800	9.40	3.8

Sector OI Change



Disclaimer

Analyst Certification: I, Devarajan Sadasivam, research analyst and author of this report, hereby certify that the views expressed in this research report accurately reflect our personal views about the subject securities, issuers, products, sectors or industries. It is also certified that no part of the compensation of the analyst(s) was, is, or will be directly or indirectly related to the inclusion of specific recommendations or views in this research. The analyst(s), principally responsible for the preparation of this research report, receives compensation based on overall revenues of the company (Way2Wealth Brokers Private Limited, hereinafter referred to as Way2Wealth) and has taken reasonable care to achieve and maintain independence and objectivity in making any recommendations.

It is confirmed that, the author of this report has not received any compensation from the companies mentioned in the report in the preceding 12 months. Our research professionals are paid in part based on the profitability of Way2Wealth, which include earnings from other business. Neither Way2Wealth nor its directors, employees, agents or representatives shall be liable for any damages whether direct or indirect, incidental, special or consequential including lost revenue or lost profits that may arise from or in connection with the use of the information contained in this report.

This report is for the personal information of the authorized recipient and does not construe to be any investment, legal or taxation advice to you. Way2Wealth is not soliciting any action based upon it. Nothing in this research shall be construed as a solicitation to buy or sell any security or product, or to engage in or refrain from engaging in any such transaction. The contents of this material are general and are neither comprehensive nor appropriate for every individual and are solely for the informational purposes of the readers. This material does not take into account the specific objectives, financial situation or needs of an individual/s or a Corporate/s or any entity/s.

This research has been prepared for the general use of the clients of the Way2Wealth and must not be copied, either in whole or in part, or distributed or redistributed to any other person in any form. If you are not the intended recipient you must not use or disclose the information in this research in any way. Though disseminated to all the customers simultaneously, not all customers may receive this report at the same time. Way2Wealth will not treat recipients as customers by virtue of their receiving this report. The distribution of this document in other jurisdictions may be restricted by the law applicable in the relevant jurisdictions and persons into whose possession this document comes should inform themselves about, and observe any such restrictions.

The report is based upon information obtained from sources believed to be reliable, but we do not make any representation or warranty that it is accurate, complete or up to date and it should not be relied upon as such. Way2Wealth or any of its affiliates or employees makes no warranties, either express or implied of any kind regarding any matter pertaining to this report, including, but not limited to warranties of suitability, fitness for a particular purpose, accuracy, timeliness, completeness or non-infringement. We accept no obligation to correct or update the information or opinions in it. Way2Wealth or any of its affiliates or employees shall not be in any way responsible for any loss or damage that may arise to any person from any inadvertent error in the information contained in this report. The recipients of this report should rely on their own investigations. In no event shall Way2Wealth be liable for any damages of any kind, including, but not limited to, indirect, special, incidental, consequential, punitive, lost profits, or lost opportunity, whether or not Way2Wealth has advised of the possibility of such damages.

This material contains statements that are forward-looking; such statements are based upon the current beliefs and expectations and are subject to significant risks and uncertainties. Actual results may differ from those set forth in the forward-looking statements. These uncertainties include but are not limited to: the risk of adverse movements or volatility in the securities markets or in interest or foreign exchange rates or indices; adverse impact from an economic slowdown; downturn in domestic or foreign securities and trading conditions or markets; increased competition; unfavorable political and diplomatic developments; change in the governmental or regulatory policies; failure of a corporate event and such others. This is not an offer to buy or sell or a solicitation of an offer to buy or sell any security or instrument or to participate in any particular trading strategy. No part of this material may be copied or duplicated in any form by any means or redistributed without the written consent of Way2Wealth. In no event shall any reader publish, retransmit, redistribute or otherwise reproduce any information provided by Way2Wealth in any format to anyone. Way2Wealth and its affiliates, officers, directors and employees including persons involved in the preparation or issuance of this report may from time to time have interest in securities / positions, financial or otherwise in the securities related to the information contained in this report.

Investment in securities market are subject to market risks. Read all the related documents carefully before investing.

Registration granted by SEBI, membership of BASL (in case of IAs) and certification from NISM in no way guarantee performance of the intermediary or provide any assurance of returns to investors.