

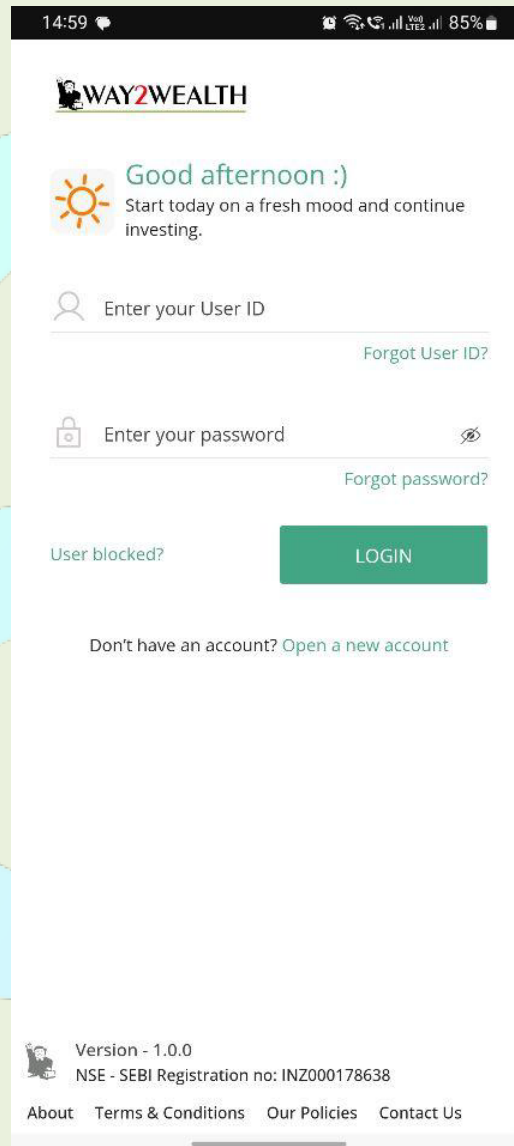
Help File for Antara Mobile App 1.0.0

Contents

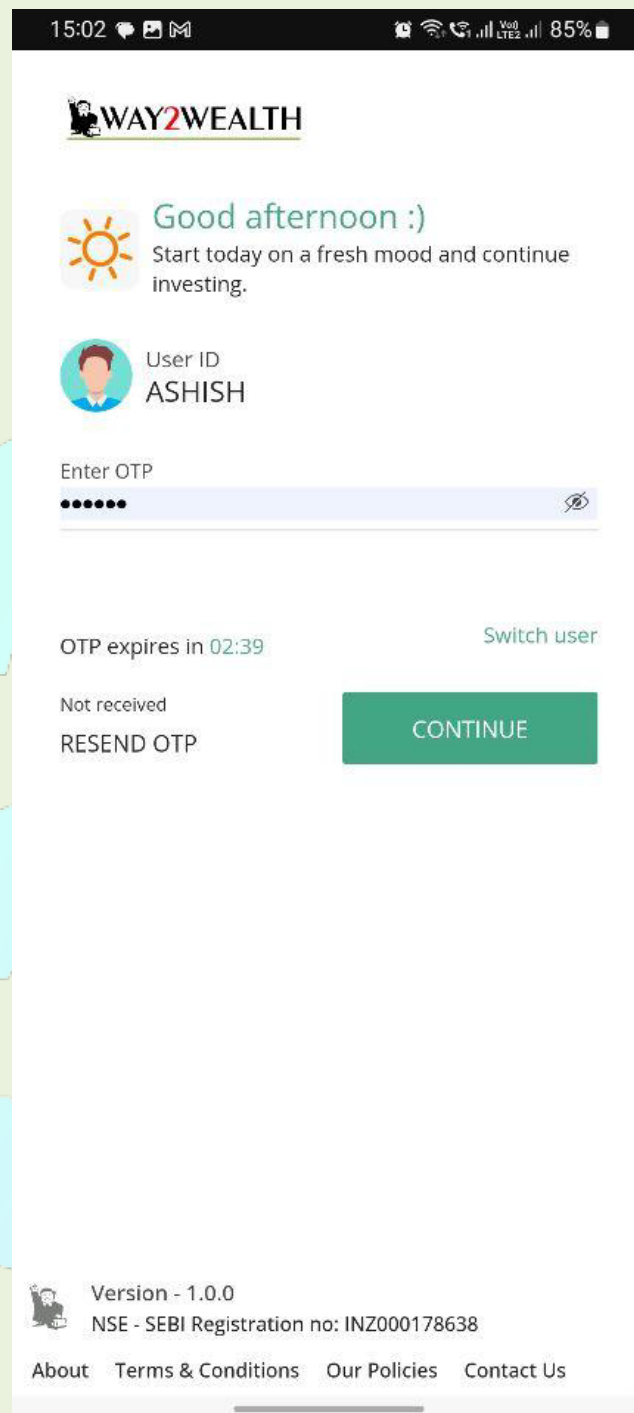
Contents	1
1. Login	2
New User	2
Normal Login	5
Invalid Login Attempts	6
Forgot User ID	7
Forgot Password	8
Unblock User	11
Change Password	12
Enable TOTP	13
Login with TOTP	19
Enable Biometric Login	21
Biometric Login	22
2. Watchlist	23
3. Order Book	32
5. Holdings	37
6. Positions	39
7. Stock Search	43
8. Stock Detail	45
9. Place Order	46
11. Option Chain	59
12. Investment Box	64
13. GTT and OCO	78
14. Price Alerts	84
15. Logout	87


1. Login

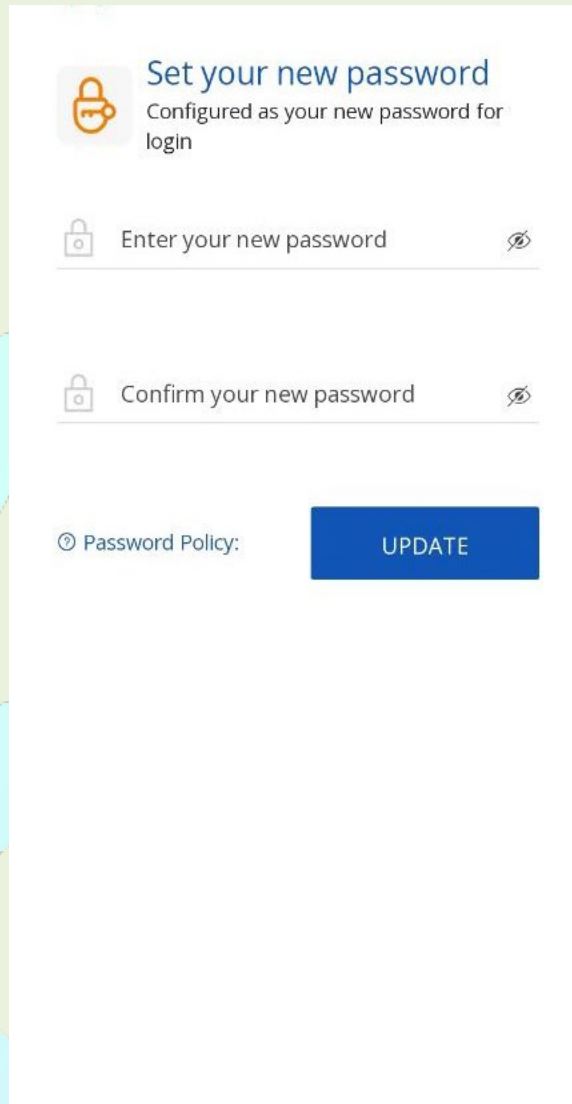
New User



- New user receives a User ID and password on his/her registered email account. User logs in with provided credentials to HyperTrade App.



-  An OTP is sent to the registered mobile number and email address. Users should enter that to proceed further.



Set your new password
Configured as your new password for login

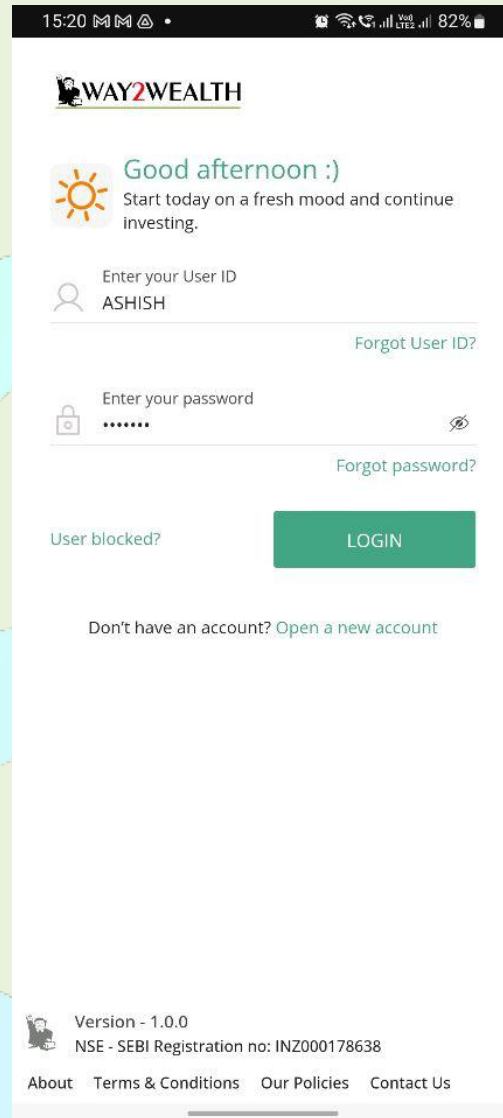
Enter your new password

Confirm your new password

Password Policy: [UPDATE](#)


- ✚ During the first login process a new password is asked on successful login. Here the user sets a new password.

Normal Login




15:20 [Icons] 82%

WAY2WEALTH


 **Good afternoon :)**
Start today on a fresh mood and continue investing.

Enter your User ID
ASHISH [Forgot User ID?](#)

Enter your password
*****  [Forgot password?](#)

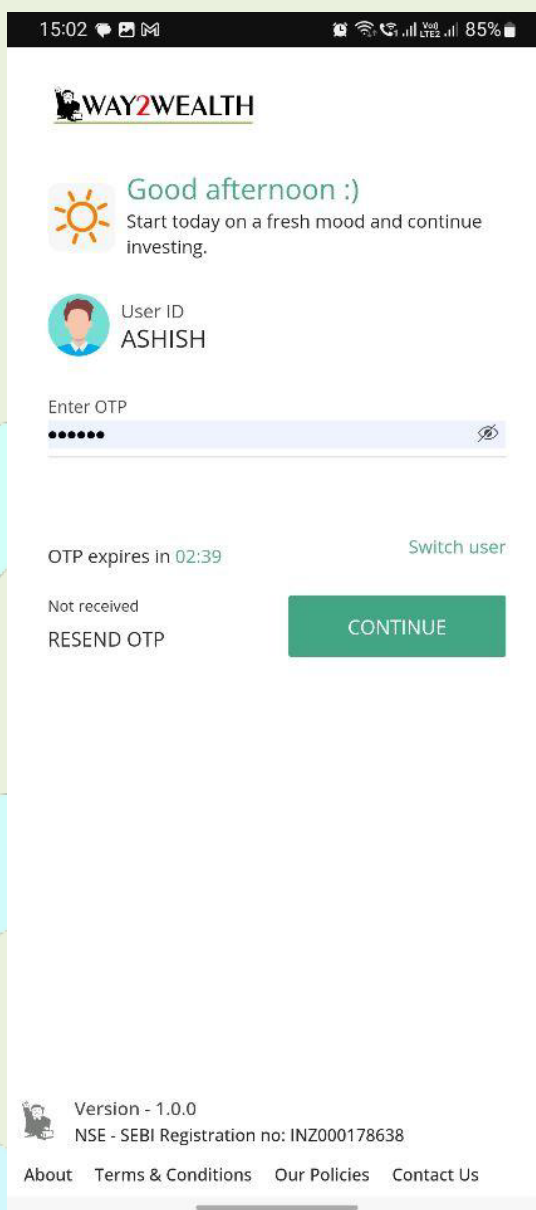
User blocked? **LOGIN**

Don't have an account? [Open a new account](#)

 Version - 1.0.0
NSE - SEBI Registration no: INZ000178638

[About](#) [Terms & Conditions](#) [Our Policies](#) [Contact Us](#)

After the Initial Login Set Up, User can Login using the valid User Id and the New Password.

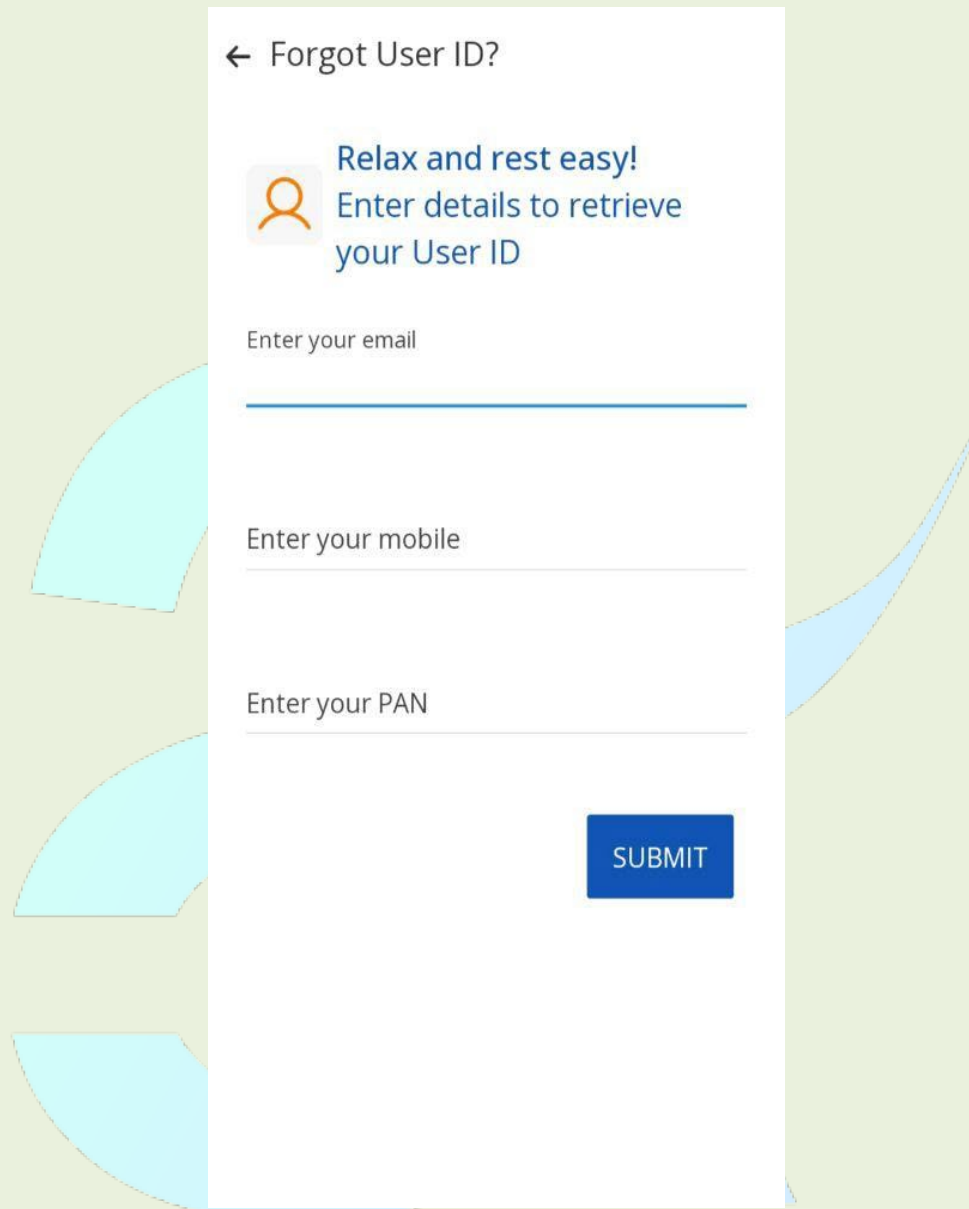


OTP is required for every login.


Invalid Login Attempts

- ✚ When a user enters invalid credentials, the application gives an error message and restricts login.
- ✚ When a user enters invalid OTP, the application gives an error message and restricts login.

Forgot User ID



← Forgot User ID?


 Relax and rest easy!
Enter details to retrieve
your User ID

Enter your email

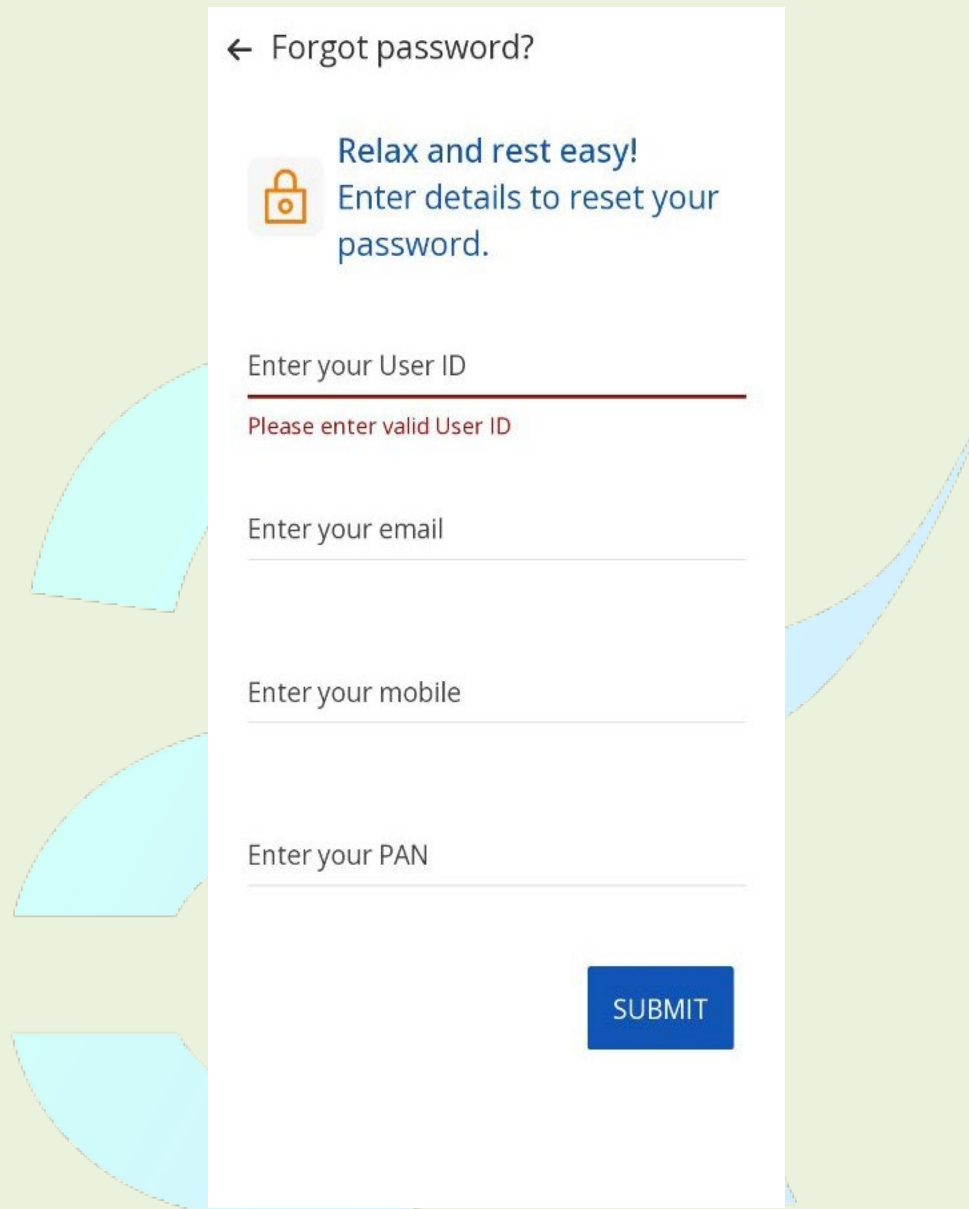
Enter your mobile

Enter your PAN


SUBMIT

-  In case a user forgets User ID, he/she can retrieve it again by entering registered email address, mobile number and PAN number. An email is sent with the User ID associated with the user.

Forgot Password



← Forgot password?

 Relax and rest easy!
Enter details to reset your password.

Enter your User ID
Please enter valid User ID

Enter your email

Enter your mobile

Enter your PAN

SUBMIT

- ✚ Users can initiate the password reset process by providing User ID, Email Address, Mobile Number and PAN Number. After providing valid details the user receives an OTP on registered email address and mobile number.

← Forgot password?



Validate Account

OTP has been sent to your registered Email/Mobile

Enter OTP



OTP expires in: 02:54


Not received


RESEND OTP


SUBMIT

✚ User enters the OTP to proceed to set the new password.

← Forgot password?

 **Enter your new password**
Create a secure password for enhanced safety

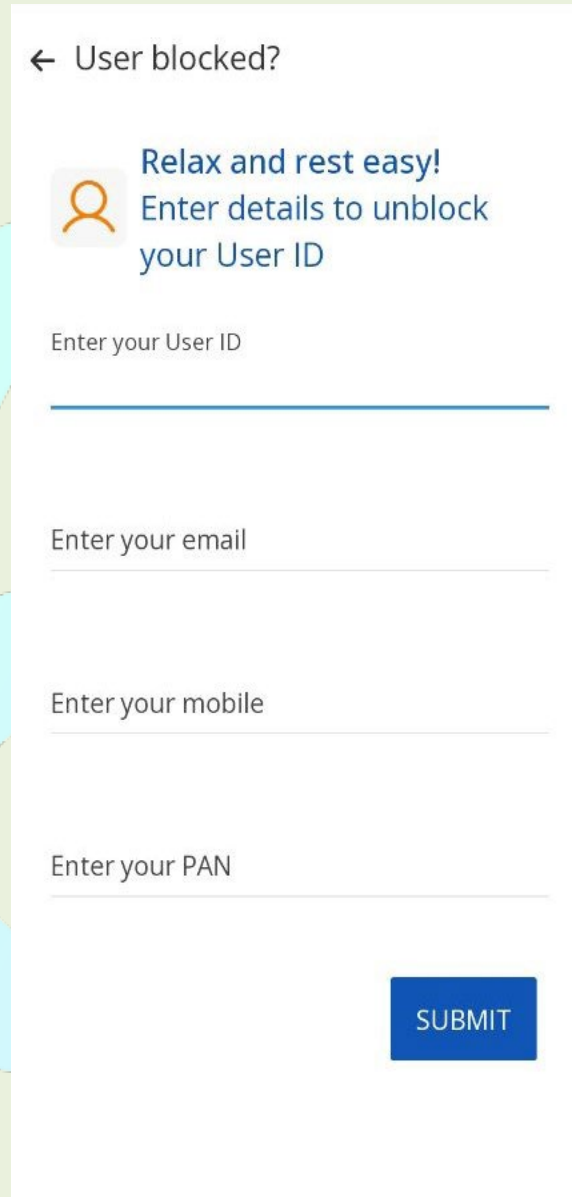
Enter your new password
●●●●●● 

Confirm your new password
●●●●●● 


SUBMIT

➤ Now the user sets a new password.

Unblock User



← User blocked?

 Relax and rest easy!
Enter details to unblock
your User ID

Enter your User ID

Enter your email

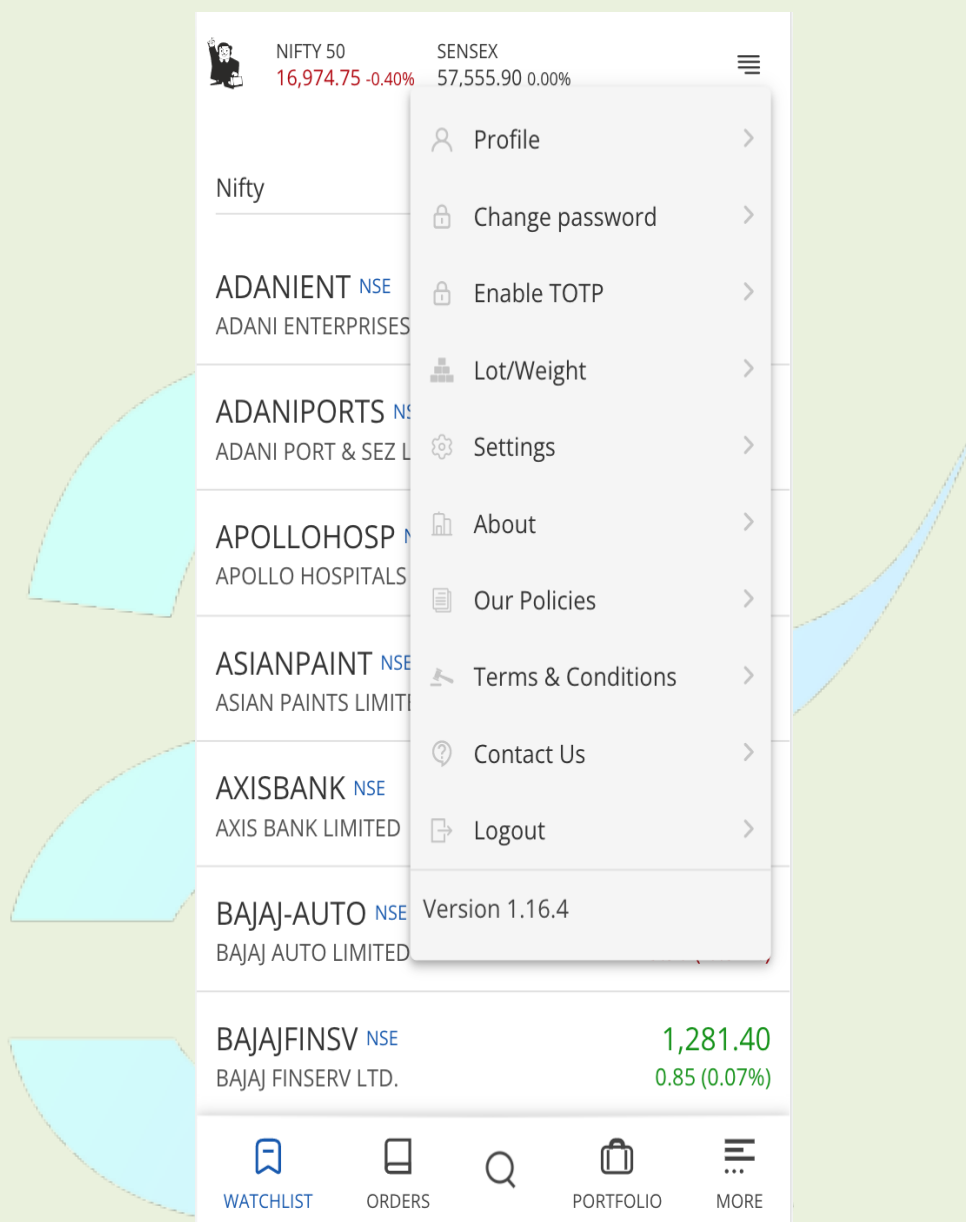
Enter your mobile

Enter your PAN

SUBMIT

- ✚ After three consecutive invalid login attempts, the user account gets blocked.
- ✚ To unblock user account User ID, Email Address, Mobile Number and PAN Number should be provided.
- ✚ If provided details are valid, the user account is unblocked.

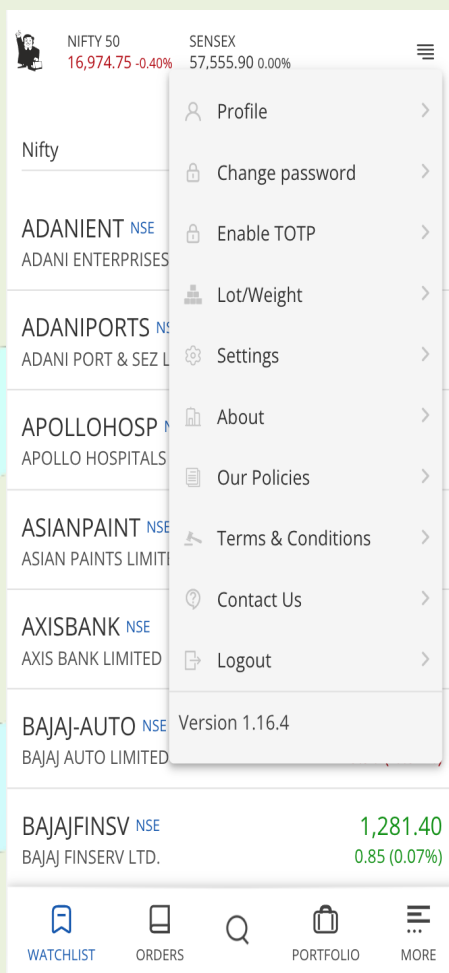
Change Password



✚ Password can be changed once logged in. User has to navigate to the Settings Menu and visit the Change Password Feature.

✚ User needs to enter an old password and a new password to change the current password.

Enable TOTP



Time based OTP (TOTP) can be enabled by navigating to the settings and clicking on the 'Enable TOTP' Feature.

← 2FA TOTP

Enable TOTP in place of OTP

TOTP is a 2FA security feature that prevents the easy sharing of login credentials with third parties, whether knowingly or unknowingly.



User ID


PIYUSHG-99991

CANCEL

ENABLE TOTP

Important:

Use apps like Google Authenticator / Microsoft Authenticator / Authy on your Mobile or Desktop to generate random 6 digit TOTPs for every login.

 User ID needs to be verified to enable TOTP.

← 2FA TOTP

Validate Account

OTP has been sent to your registered
Email/Mobile




User ID

PIYUSHG-99991

Enter OTP

VERIFY

 OTP validation required to verify the User ID.

← 2FA TOTP




Scan the QR code on your authenticator app.

Once scanned, the app should give you a 6 digit (TOTP Token)

Can't scan ? Copy the key. 

Current Password



 A QR code is generated which has to be scanned by User in a downloaded Authenticator App. The App will generate a 6 digit TOTP token.

← 2FA TOTP

authenticator app.

Once scanned, the app should give you a 6 digit (TOTP Token)

Can't scan ? Copy the key. 

Current Password

••••••




Enter TOTP

CANCEL

ENABLE

Important:

You must need generate 6 digit TOTP from same authenticator app each time you login.

 Once the 6-digit TOTP Token is generated User can login with a Password and TOTP.

← 2FA TOTP



Congratulations!!

You have successfully enabled 2FA TOTP to your account.

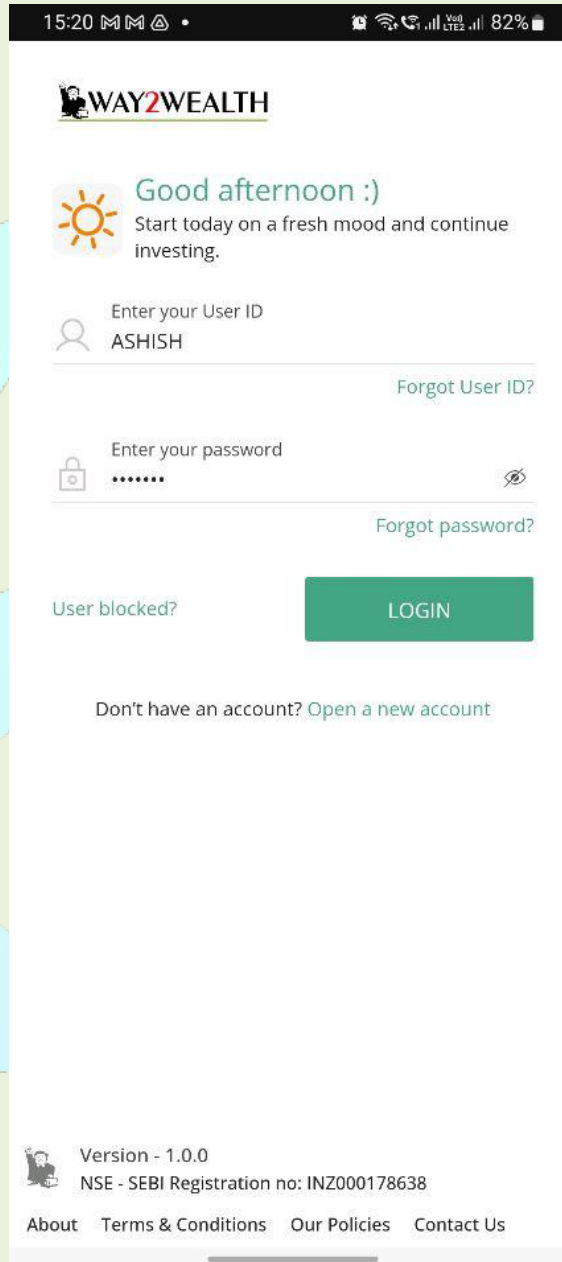
Every time you login, you need to enter 6 digit TOTP from same authenticator app, which you used to enable.

You need to [re-login](#) to TOTP take effect

OK


✚ Once TOTP is enabled User has to re-login.


Login with TOTP





15:20 M M A • 82%

WAY2WEALTH


 **Good afternoon :)**
Start today on a fresh mood and continue investing.

 Enter your User ID
ASHISH [Forgot User ID?](#)

 Enter your password
.....  [Forgot password?](#)

User blocked? **LOGIN**

Don't have an account? [Open a new account](#)

 Version - 1.0.0
NSE - SEBI Registration no: INZ000178638

[About](#) [Terms & Conditions](#) [Our Policies](#) [Contact Us](#)

➡ After TOTP is enabled the User can Login with User Id and Password.



Good evening :)

Start today on a fresh mood and continue investing.



User ID
PIYUSHG-99991

Enter TOTP

[Forgot Password?](#)

[Switch user](#)

CONTINUE




Version - 1.0.0

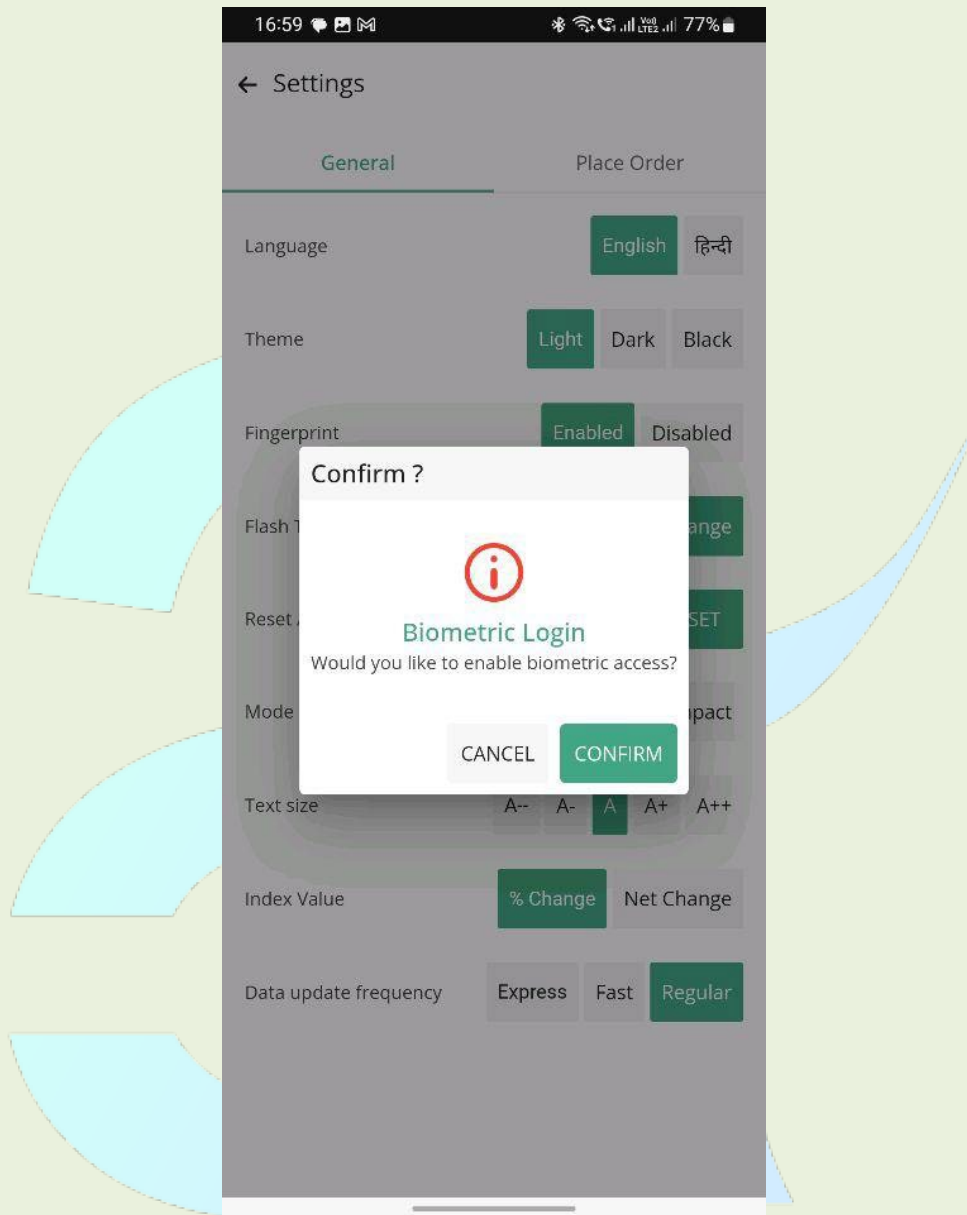
NSE - SEBI Registration no: IND000021078

[About](#) [Terms & Conditions](#) [Our Policies](#)

[Contact Us](#)

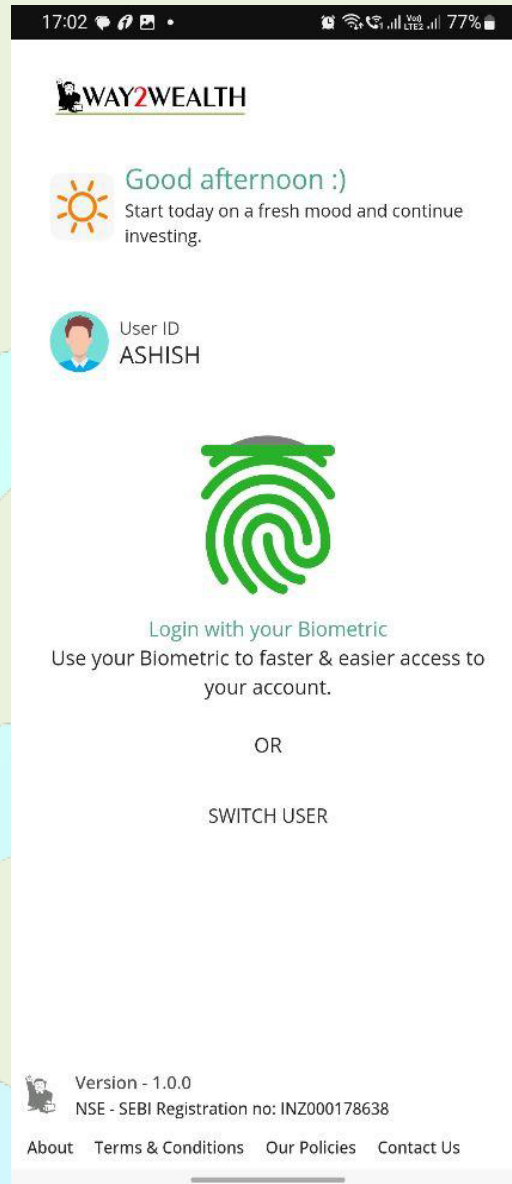
 TOTP is required to Login every time.

Enable Biometric Login




Mobile users enable Biometric login on mobile device.

Biometric Login

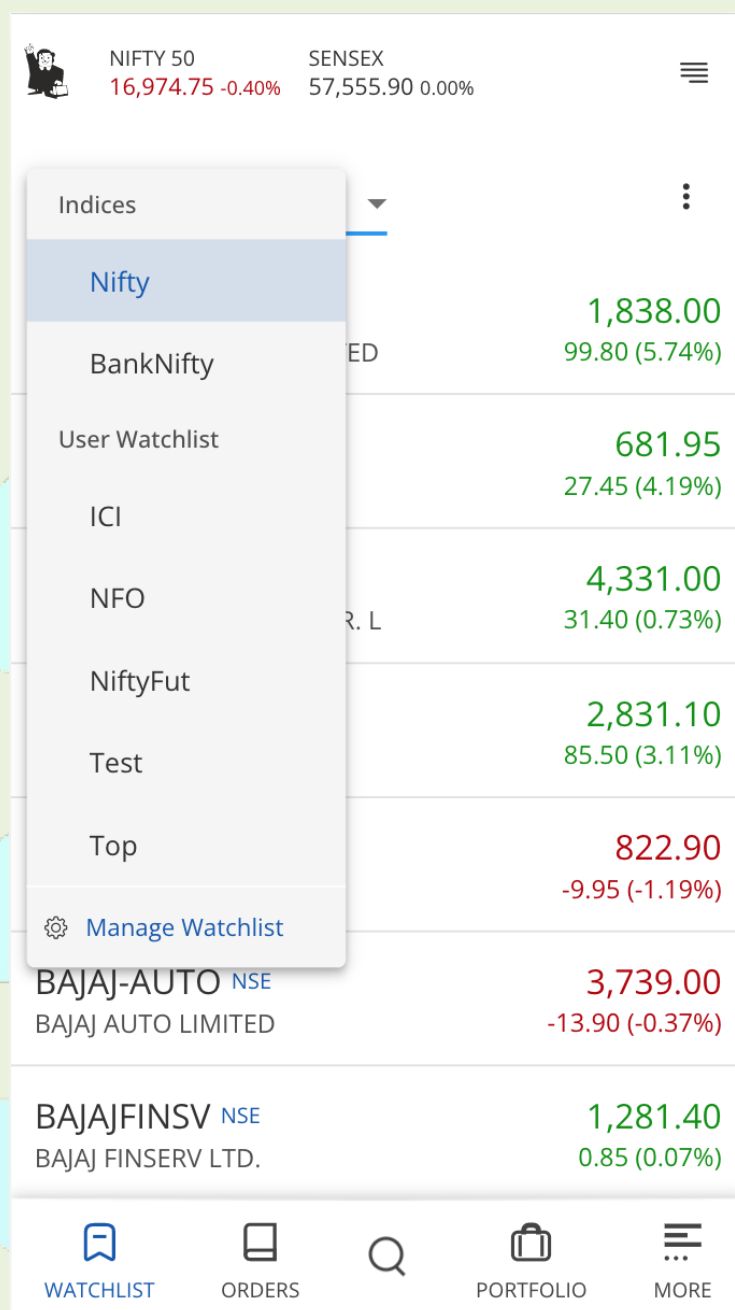


👉 Once Biometric login is enabled, user can login with Fingerprint as well.

2. Watchlist

 NIFTY 50 16,974.75 -0.40%		SENSEX 57,555.90 0.00%	
Nifty		⋮	
ADANIENT NSE	1,838.00		
ADANI ENTERPRISES LIMITED	99.80 (5.74%)		
ADANIPTS NSE	681.95		
ADANI PORT & SEZ LTD	27.45 (4.19%)		
APOLLOHOSP NSE	4,331.00		
APOLLO HOSPITALS ENTER. L	31.40 (0.73%)		
ASIANPAINT NSE	2,831.10		
ASIAN PAINTS LIMITED	85.50 (3.11%)		
AXISBANK NSE	822.90		
AXIS BANK LIMITED	-9.95 (-1.19%)		
BAJAJ-AUTO NSE	3,739.00		
BAJAJ AUTO LIMITED	-13.90 (-0.37%)		
BAJAJFINSV NSE	1,281.40		
BAJAJ FINSERV LTD.	0.85 (0.07%)		

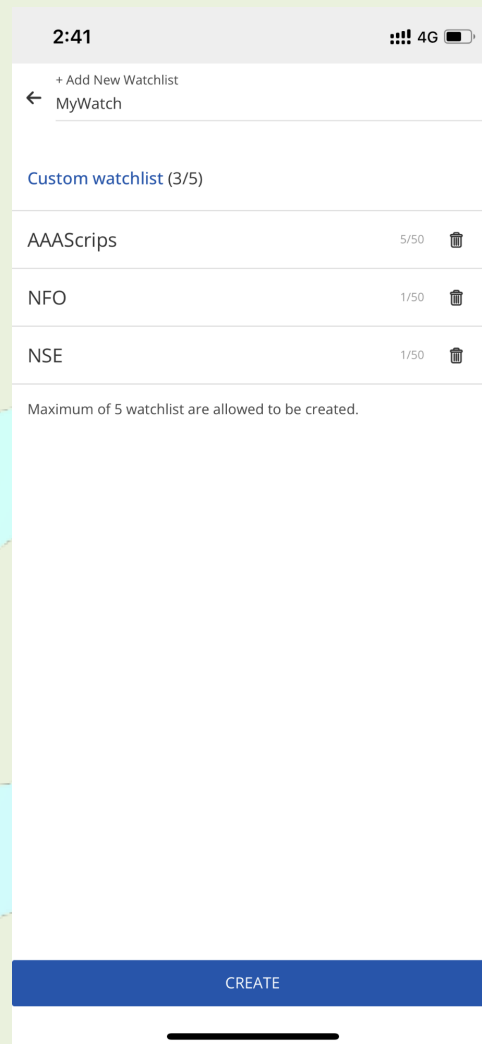
Users can add and delete stocks of their own interest and can also have multiple user defined watchlists.



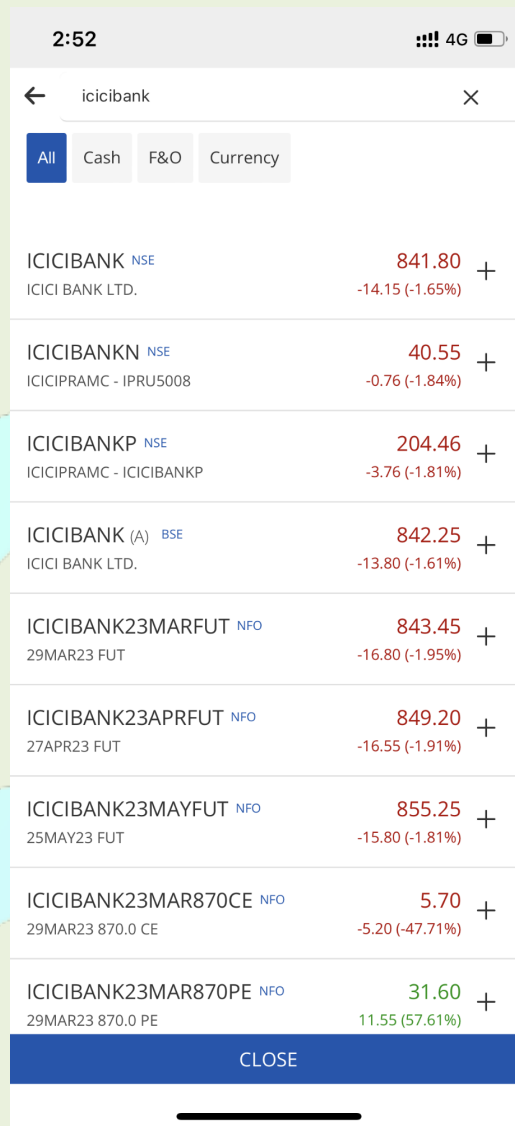
The screenshot displays the Antara web application interface. At the top, there are two market indices: NIFTY 50 at 16,974.75 (-0.40%) and SENSEX at 57,555.90 (0.00%). A dropdown menu is open, showing a list of indices: Nifty (1,838.00), BankNifty (99.80 (5.74%)), User Watchlist (681.95 (27.45 (4.19%))), ICI (4,331.00 (31.40 (0.73%))), NiftyFut (2,831.10 (85.50 (3.11%))), Test (822.90 (-9.95 (-1.19%))), and Top. Below the dropdown, there are two stock entries: BAJAJ-AUTO NSE (BAJAJ AUTO LIMITED) at 3,739.00 (-13.90 (-0.37%)) and BAJAJFINSV NSE (BAJAJ FINSERV LTD.) at 1,281.40 (0.85 (0.07%)). At the bottom, there is a navigation bar with icons for WATCHLIST, ORDERS, PORTFOLIO, and MORE.

Index/Stock	Value	Change
NIFTY 50	16,974.75	-0.40%
SENSEX	57,555.90	0.00%
Nifty	1,838.00	
BankNifty	99.80	(5.74%)
User Watchlist	681.95	27.45 (4.19%)
ICI	4,331.00	31.40 (0.73%)
NiftyFut	2,831.10	85.50 (3.11%)
Test	822.90	-9.95 (-1.19%)
Top		
BAJAJ-AUTO NSE BAJAJ AUTO LIMITED	3,739.00	-13.90 (-0.37%)
BAJAJFINSV NSE BAJAJ FINSERV LTD.	1,281.40	0.85 (0.07%)

From watchlist selection dropdown users switch between watchlists. Users can also add/delete watchlist with the Manage Watchlist option.













Users can give a personalized name and create a new watchlist. Users can also delete an existing user watchlist from this page.




icicibank			
All	Cash	F&O	Currency
ICICIBANK	NSE	841.80	+
ICICI BANK LTD.		-14.15	(-1.65%)
ICICIBANKN	NSE	40.55	+
ICICIPRAMC - IPRU5008		-0.76	(-1.84%)
ICICIBANKP	NSE	204.46	+
ICICIPRAMC - ICICIBANKP		-3.76	(-1.81%)
ICICIBANK (A)	BSE	842.25	+
ICICI BANK LTD.		-13.80	(-1.61%)
ICICIBANK23MARFUT	NFO	843.45	+
29MAR23 FUT		-16.80	(-1.95%)
ICICIBANK23APRFUT	NFO	849.20	+
27APR23 FUT		-16.55	(-1.91%)
ICICIBANK23MAYFUT	NFO	855.25	+
25MAY23 FUT		-15.80	(-1.81%)
ICICIBANK23MAR870CE	NFO	5.70	+
29MAR23 870.0 CE		-5.20	(-47.71%)
ICICIBANK23MAR870PE	NFO	31.60	+
29MAR23 870.0 PE		11.55	(57.61%)
CLOSE			

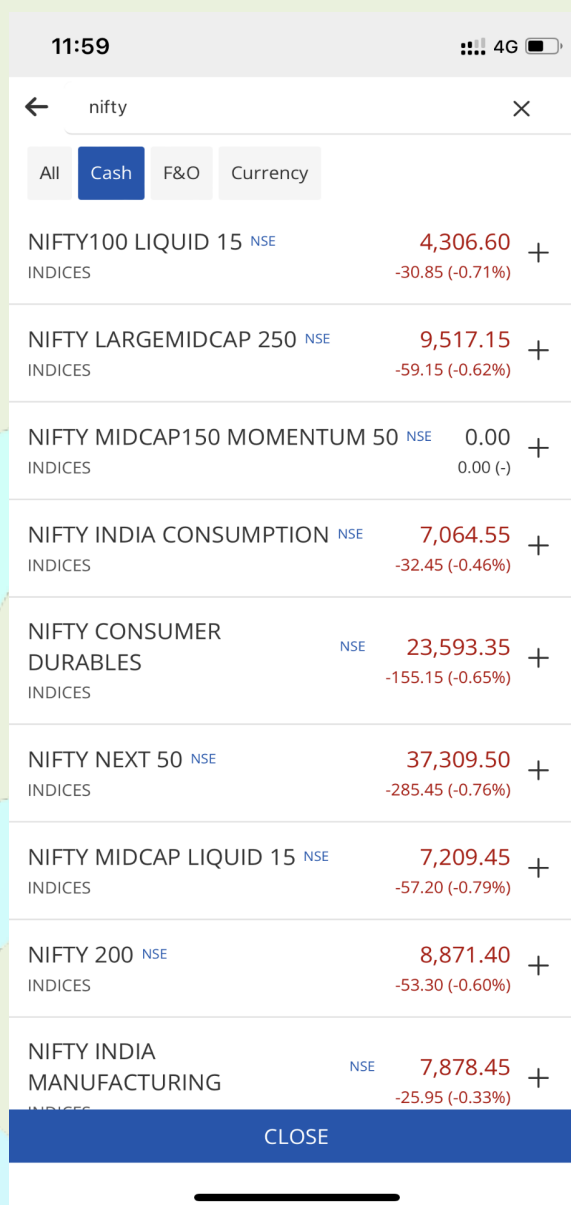
After giving a watchlist name, users can add stocks to the newly created watchlist.

 NIFTY 50 16,974.75 -0.40%		SENSEX 57,555.90 0.00%	
Top 		  	
CIPLA <small>NSE</small> CIPLA LTD		879.00 6.95 (0.80%)	
TATAMOTORS <small>NSE</small> TATA MOTORS LIMITED		413.35 -3.30 (-0.79%)	
TATASTEEL <small>NSE</small> TATA STEEL LIMITED		108.70 2.30 (2.16%)	
TATACONSUM <small>NSE</small> TATA CONSUMER PRODUCT LTD		689.80 -3.50 (-0.50%)	
TATAPOWER <small>NSE</small> TATA POWER CO LTD		203.00 -0.40 (-0.20%)	
TATACOMM <small>NSE</small> TATA COMMUNICATIONS LTD		1,178.50 1.55 (0.13%)	
RELIANCE <small>NSE</small> RELIANCE INDUSTRIES LTD		2,237.45 -38.50 (-1.69%)	
 WATCHLIST		 ORDERS	
		 PORTFOLIO	
		 MORE	

Once stocks are selected, a new watchlist can be seen with the recently added stocks.




Users can also add stock to an existing watchlist by tapping the plus “+” button.



Index Name	Current Value	Change	Action
NIFTY100 LIQUID 15 NSE INDICES	4,306.60	-30.85 (-0.71%)	+
NIFTY LARGEMIDCAP 250 NSE INDICES	9,517.15	-59.15 (-0.62%)	+
NIFTY MIDCAP150 MOMENTUM 50 NSE INDICES	0.00	0.00 (-)	+
NIFTY INDIA CONSUMPTION NSE INDICES	7,064.55	-32.45 (-0.46%)	+
NIFTY CONSUMER DURABLES NSE INDICES	23,593.35	-155.15 (-0.65%)	+
NIFTY NEXT 50 NSE INDICES	37,309.50	-285.45 (-0.76%)	+
NIFTY MIDCAP LIQUID 15 NSE INDICES	7,209.45	-57.20 (-0.79%)	+
NIFTY 200 NSE INDICES	8,871.40	-53.30 (-0.60%)	+
NIFTY INDIA MANUFACTURING NSE INDICES	7,878.45	-25.95 (-0.33%)	+


CLOSE

Users can add Index to Watch List by clicking the “ + ” button. This information is for viewing the index movement and allows the user to access Chart for the index from the Watch List




NIFTY 50
16,974.75 -0.40%

SENSEX
57,555.90 0.00%




Top



+

-



TATAPOWER NSE


TATA POWER CO LTD


203.00


-0.40 (-0.20%)


BUY

SELL

 CHART

 + GTT

 + ALERT

 DETAIL


Open	Close	Low	High
205.00	203.40	202.55	205.45

Overview

Depth


Bid Price	202.90	Ask Price	203.00
LTQ	5	LTT	Mar 15, 2023 03:29:58 PM
Avg. Price	204.24	Volume	56,54,701
Lo Ckt	183.10	Up Ckt	223.70

On tapping any watchlist cell user gets detail along with multiple options - Buy, Sell , Chart , Create GTT , Create Alert and Stock Detail.



NIFTY 50
16,974.75 -0.40%

SENSEX
57,555.90 0.00%







Top
+
-
⋮

TATAPOWER NSE **203.00**

TATA POWER CO LTD -0.40 (-0.20%)

BUY

SELL

 CHART
 + GTT
 + ALERT
 DETAIL

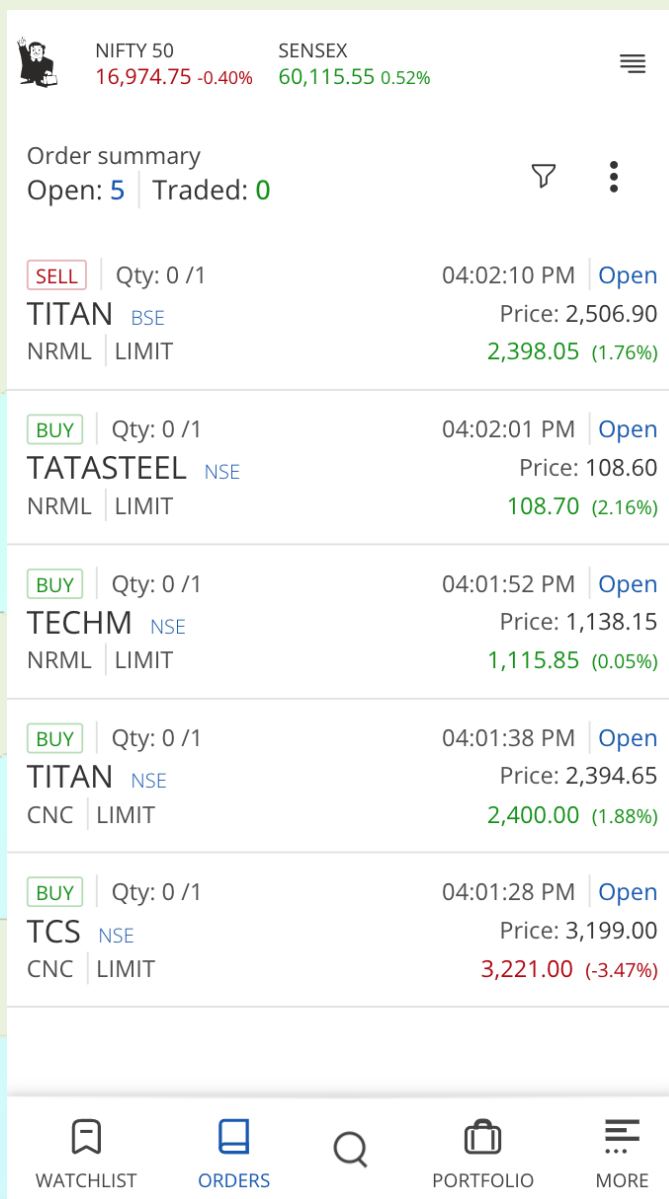
Open	Close	Low	High
205.00	203.40	202.55	205.45

Overview Depth

Qty	Order	Bid	Ask	Order	Qty
6	1	202.90	203.00	2	1,469
299	2	202.75	203.10	4	2,150
1,796	34	202.70	203.15	2	1,113
1,198	14	202.65	203.20	5	2,424
8,968	44	202.60	203.25	3	2,405
(TBQ)		5,90,674	(TSQ)		8,06,904

From the same popup users can switch to Depth as well.

3. Order Book




NIFTY 50 16,974.75 -0.40% **SENSEX** 60,115.55 0.52%

Order summary
Open: 5 | Traded: 0

SELL Qty: 0 / 1	04:02:10 PM Open
TITAN BSE	Price: 2,506.90
NRML LIMIT	2,398.05 (1.76%)
BUY Qty: 0 / 1	04:02:01 PM Open
TATASTEEL NSE	Price: 108.60
NRML LIMIT	108.70 (2.16%)
BUY Qty: 0 / 1	04:01:52 PM Open
TECHM NSE	Price: 1,138.15
NRML LIMIT	1,115.85 (0.05%)
BUY Qty: 0 / 1	04:01:38 PM Open
TITAN NSE	Price: 2,394.65
CNC LIMIT	2,400.00 (1.88%)
BUY Qty: 0 / 1	04:01:28 PM Open
TCS NSE	Price: 3,199.00
CNC LIMIT	3,221.00 (-3.47%)


WATCHLIST **ORDERS** PORTFOLIO MORE

The OrderBook screen contains the information about orders placed by the users. This book has all the information regarding their status, Order Type, Product Type etc.





NIFTY 50
16,974.75 -0.40%

SENSEX
60,115.55 0.52%



Order summary

Open: 5 | Traded: 0









+ TATASTEEL NSE 108.70

TATA STEEL LIMITED 2.30 (2.16%)

BUY


SELL

 Modify
 Cancel
 History
 Reorder
 Detail

Status	Action Type	Quantity
Open	BUY	1


Order	Trades	Depth
Avg Price	0.00	Order Validity DAY
Trigger Price	0.00	Order Type LIMIT
Disc. Qty	0	Order Time 04:02:01 PM
Product	NRML	
Order ID		23031500000080
Exch. Order ID		1300000000093946
Place By		

On tapping any Order Book cell user gets detail along with multiple options - Buy, Sell, Modify Order, Cancel Order, Order History , Re-Order and Stock Detail. Order Detail is also available with information on the Order Status and Order configuration.





NIFTY 50 SENSEX

16,974.75 -0.40% 60,244.34 0.73%



Order summary

Open: 5 | Traded: 1







+ UPL NSE
710.00

UPL LIMITED
-2.10 (-0.29%)

BUY

SELL

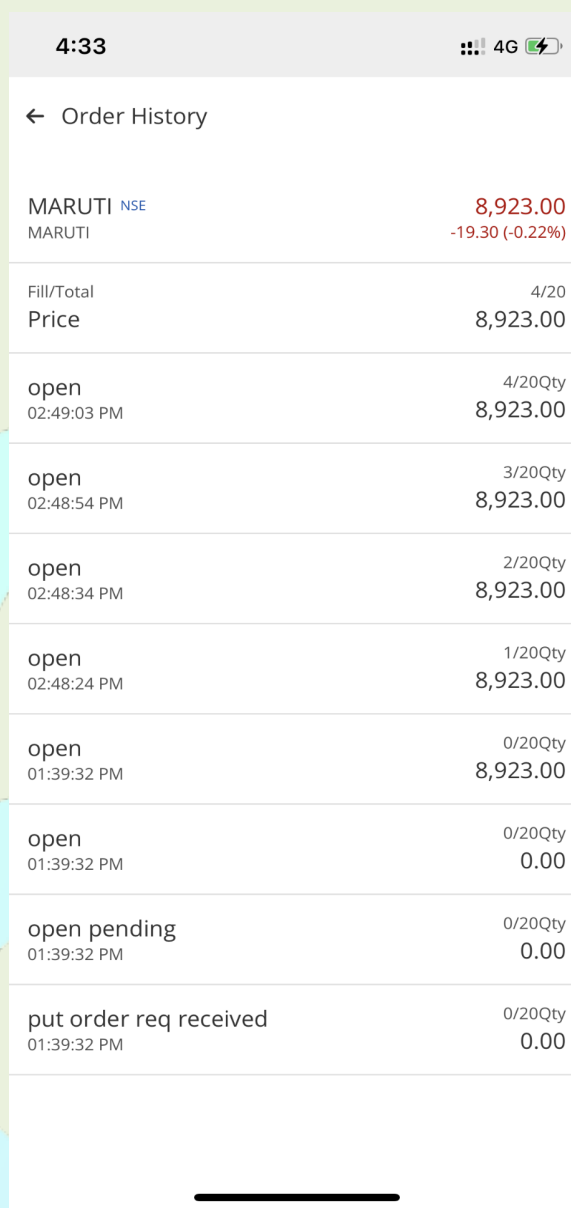
 History
 Reorder
 Detail

Status	Action Type	Quantity
Traded	BUY	1

Order
Trades
Depth

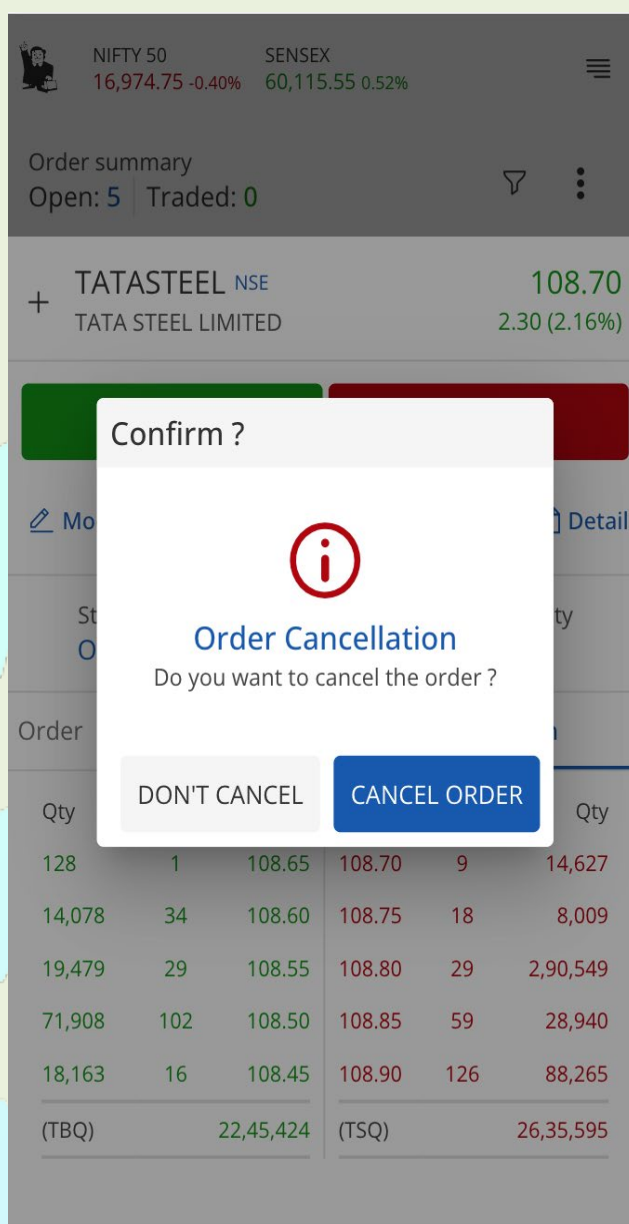
Trade ID	Qty	Price	Trade Time
75016965	1	710.00	04:16:40 PM

Trades that took place to complete the Order for each stock will be listed in this screen of the Order Detail Window.



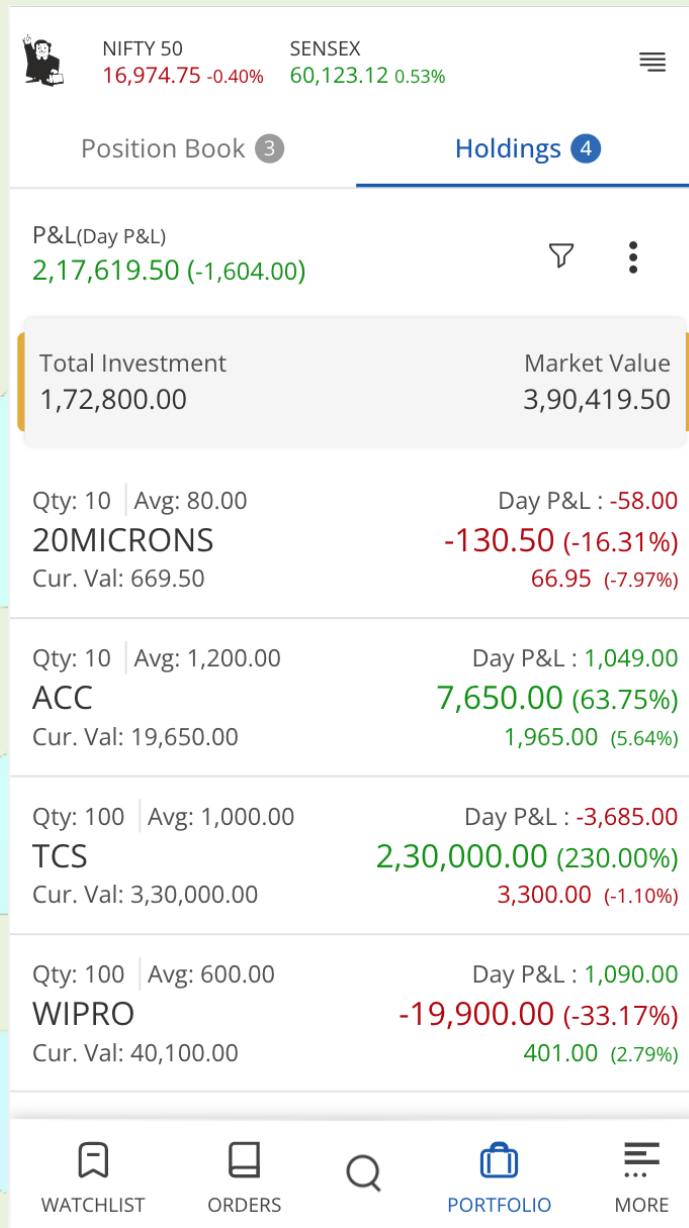
4:33		4G
← Order History		
MARUTI <small>NSE</small>	8,923.00	
MARUTI	-19.30 (-0.22%)	
Fill/Total	4/20	
Price	8,923.00	
open	4/20Qty	
02:49:03 PM	8,923.00	
open	3/20Qty	
02:48:54 PM	8,923.00	
open	2/20Qty	
02:48:34 PM	8,923.00	
open	1/20Qty	
02:48:24 PM	8,923.00	
open	0/20Qty	
01:39:32 PM	8,923.00	
open	0/20Qty	
01:39:32 PM	0.00	
open pending	0/20Qty	
01:39:32 PM	0.00	
put order req received	0/20Qty	
01:39:32 PM	0.00	

The screen appears when the user clicks on the History button of any order in OrderBook. It contains the trail of Trade after placing the Order.



The screen appears when the user clicks on the Cancel button in Order Book, on tapping CANCEL ORDER order will be canceled.

5. Holdings

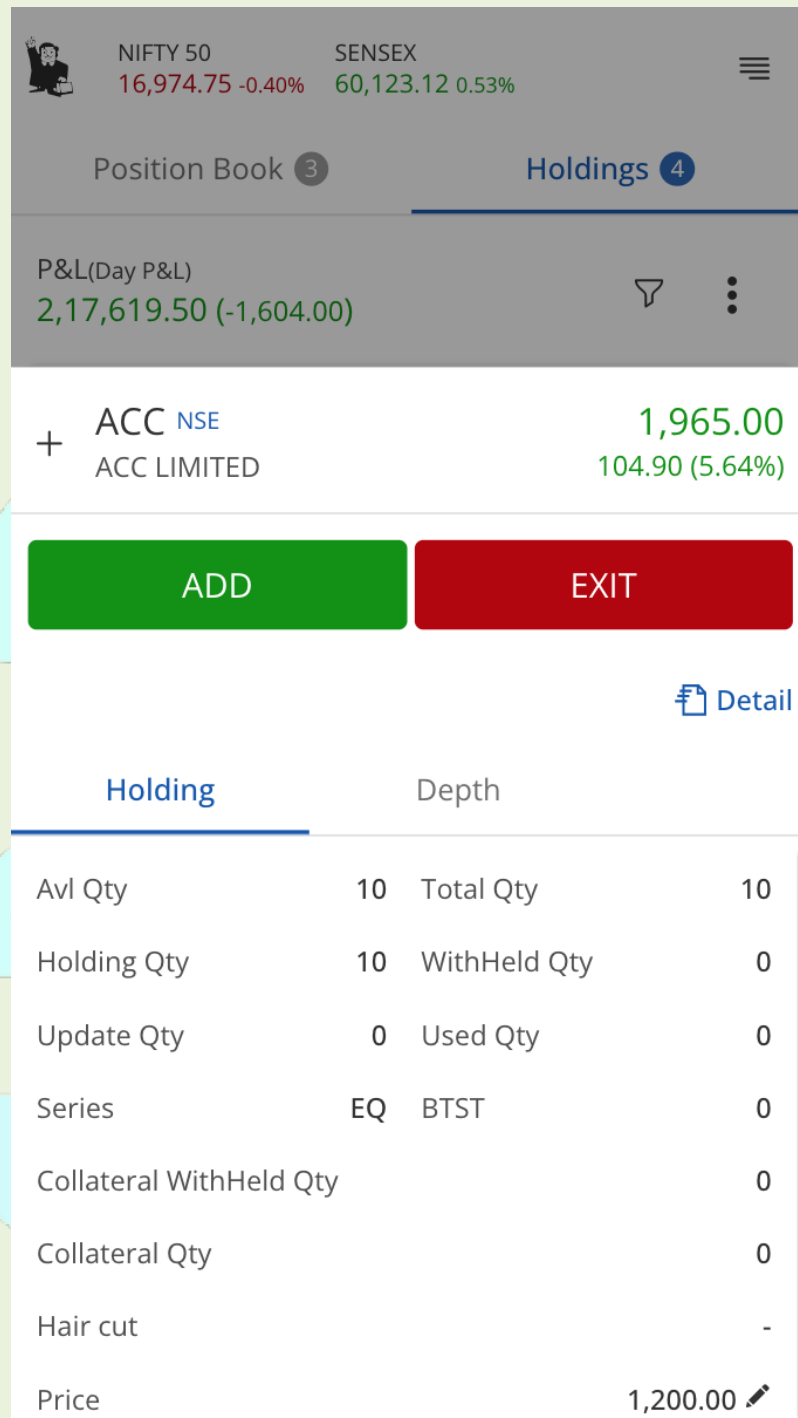


The screenshot displays the 'Holdings' section of the Antara web application. At the top, it shows market indices: NIFTY 50 at 16,974.75 (-0.40%) and SENSEX at 60,123.12 (0.53%). Below this, there are two tabs: 'Position Book' (with 3 items) and 'Holdings' (with 4 items, which is the active tab). The 'Holdings' section shows a summary of 'P&L(Day P&L)' as 2,17,619.50 (-1,604.00). A summary box indicates a 'Total Investment' of 1,72,800.00 and a 'Market Value' of 3,90,419.50. The main list contains four entries:

Stock Name	Qty	Avg	Cur. Val	Day P&L	Day P&L %
20MICRONS	10	80.00	669.50	-58.00	-16.31%
ACC	10	1,200.00	19,650.00	1,049.00	63.75%
TCS	100	1,000.00	3,30,000.00	-3,685.00	-1.10%
WIPRO	100	600.00	40,100.00	1,090.00	2.79%

At the bottom, there is a navigation bar with icons for WATCHLIST, ORDERS, a search icon, PORTFOLIO, and MORE.

The Holding Book contains the user's stock holdings.



NIFTY 50 16,974.75 -0.40% SENSEX 60,123.12 0.53%

Position Book 3 Holdings 4

P&L(Day P&L)
2,17,619.50 (-1,604.00)

+ ACC NSE 1,965.00
ACC LIMITED 104.90 (5.64%)

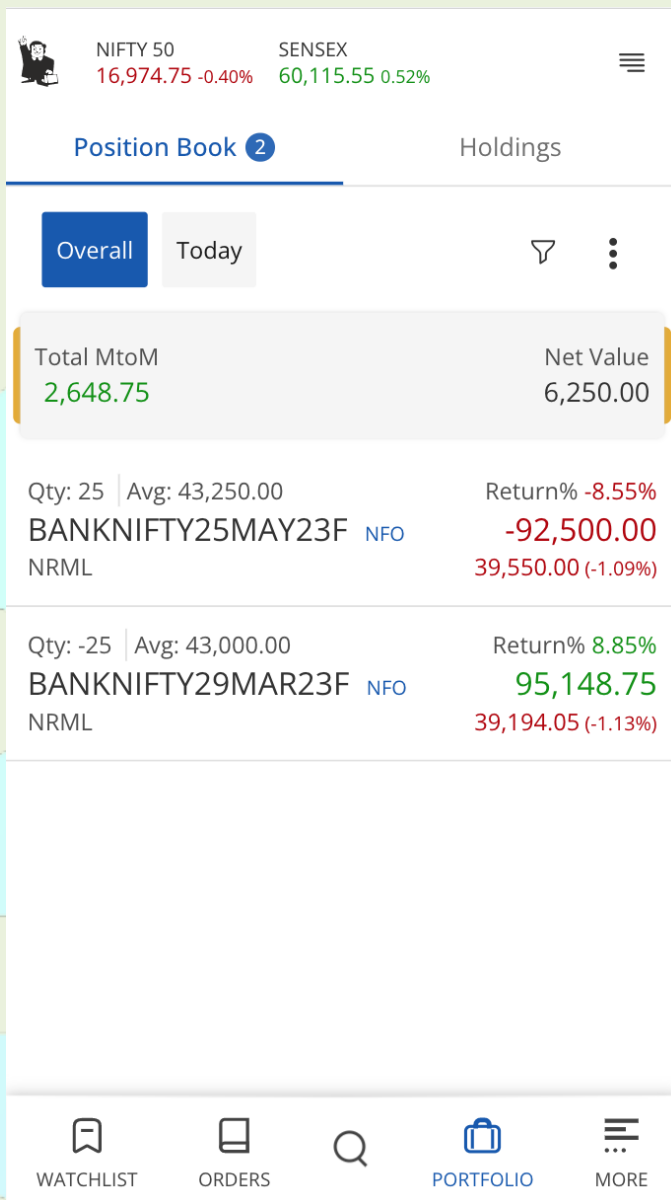
ADD EXIT


Detail

Holding		Depth	
Avl Qty	10	Total Qty	10
Holding Qty	10	WithHeld Qty	0
Update Qty	0	Used Qty	0
Series	EQ	BTST	0
Collateral WithHeld Qty			0
Collateral Qty			0
Hair cut			-
Price			1,200.00

On tapping any holding book cell user gets detail along with multiple options - Buy, Sell and Stock Detail.

6. Positions




NIFTY 50 SENSEX
16,974.75 -0.40% 60,115.55 0.52%

Position Book 2 Holdings


Overall Today

Total MtoM Net Value
2,648.75 6,250.00

Qty: 25 Avg: 43,250.00 BANKNIFTY25MAY23F NFO NRML	Return% -8.55% -92,500.00 39,550.00 (-1.09%)
Qty: -25 Avg: 43,000.00 BANKNIFTY29MAR23F NFO NRML	Return% 8.85% 95,148.75 39,194.05 (-1.13%)


WATCHLIST ORDERS PORTFOLIO MORE

When any order gets completed then it converts into a position in the user portfolio, and the position book contains positions of a single day.



NIFTY 50
16,974.75 -0.40%



SENSEX
60,115.55 0.52%



Position Book 2
Holdings

Overall

Today

+

BANKNIFTY NFO



25MAY23 FUT

39,550.00

-437.75 (-1.09%)

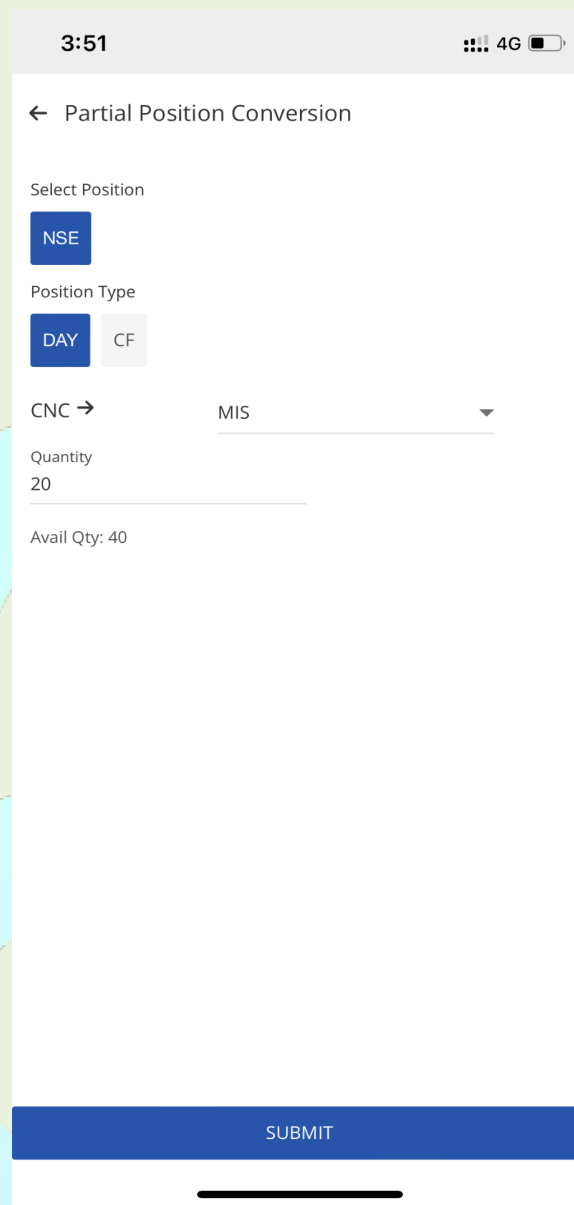
ADD

EXIT

 CONVERT
 Detail

Position	Depth
Net Qty	25
Buy Price	43,250.00
Buy Value	10,81,250.00
Buy Qty	25
CF Buy Qty	0.00
CF Buy Price	0.00
CF Buy Value	0.00
PrvClose	39,987.75

By tapping on any position cell user gets multiple options - Add, Exit, Position Convert and Stock Detail. User also gets complete details of the selected Position.



3:51 4G

← Partial Position Conversion

Select Position

NSE

Position Type

DAY CF

CNC → MIS

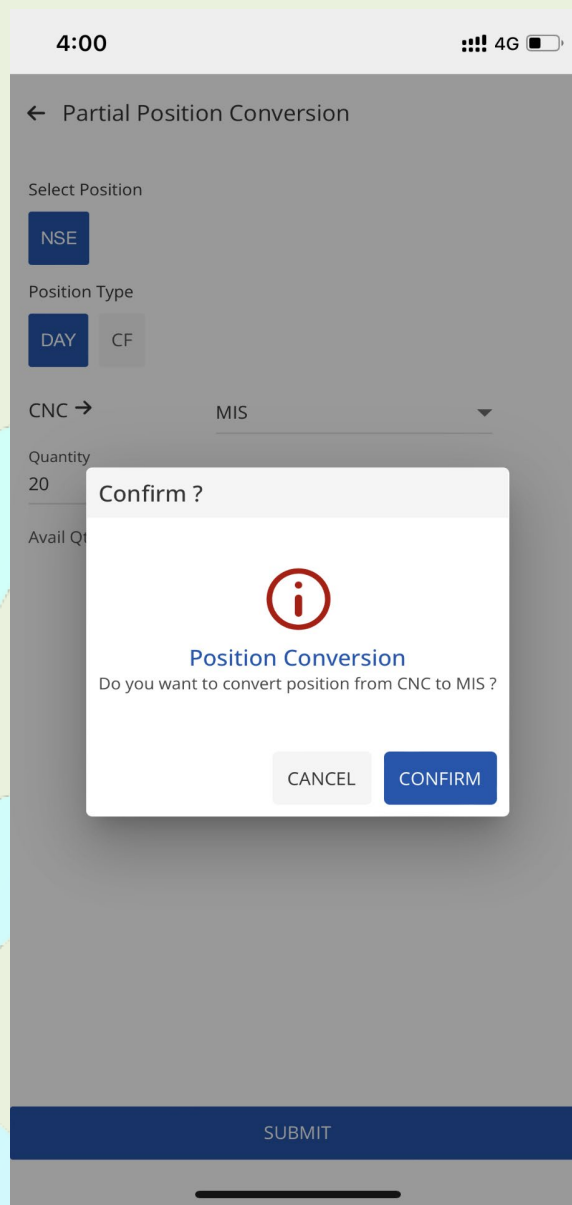
Quantity

20

Avail Qty: 40

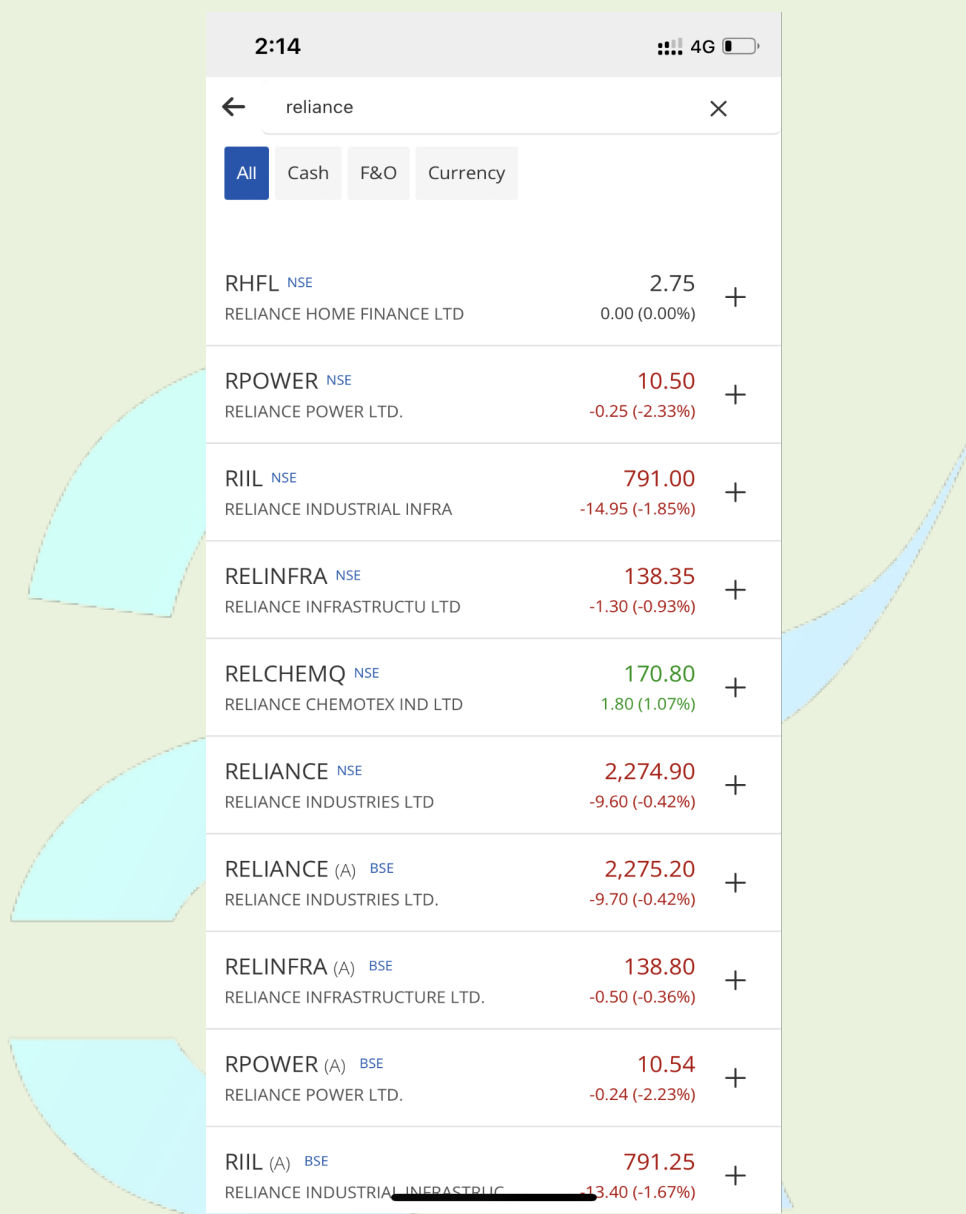
SUBMIT

On Clicking on Product Convert this Partial Product Conversion window will allow the user to make changes to the Product Type. User can choose to do a Partial Product Conversion by specifying the quantity.

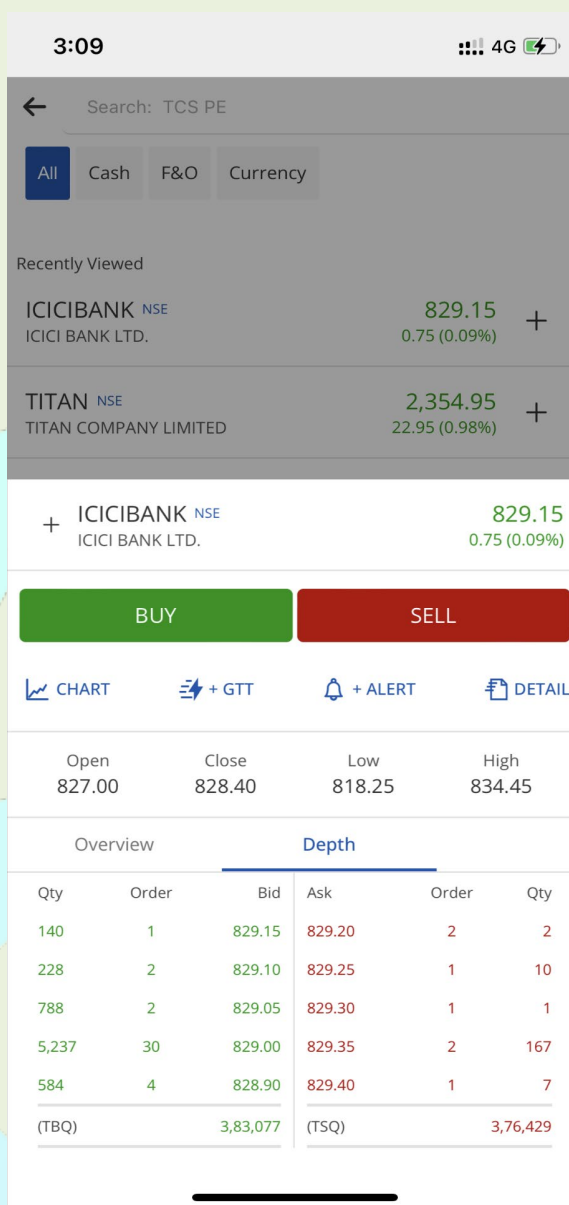


A Confirmation message will appear for the user to review the change and then confirm.

7. Stock Search

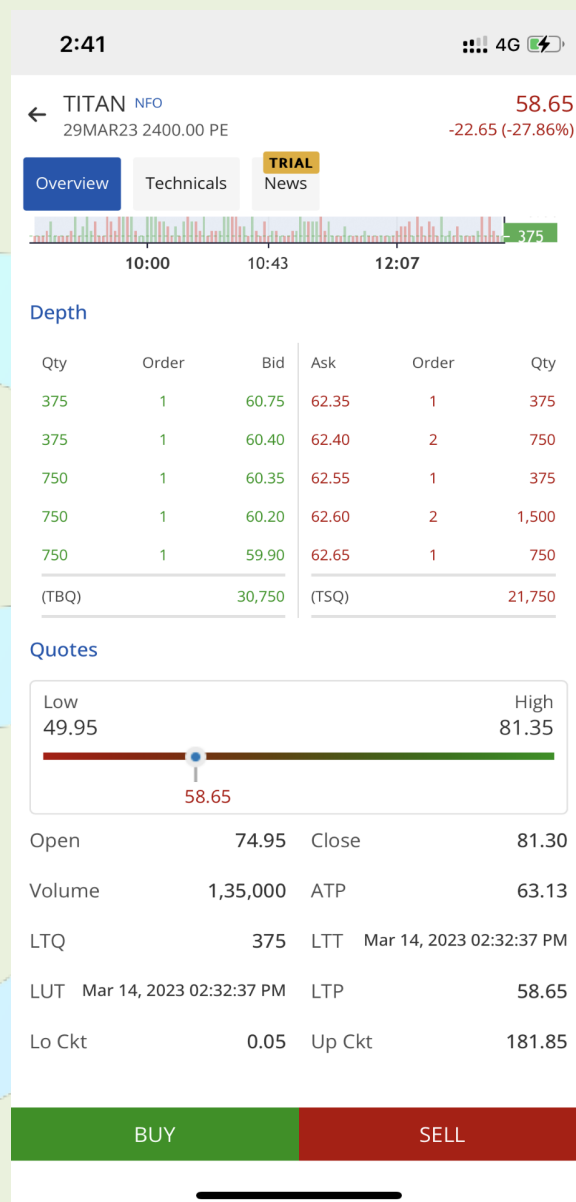
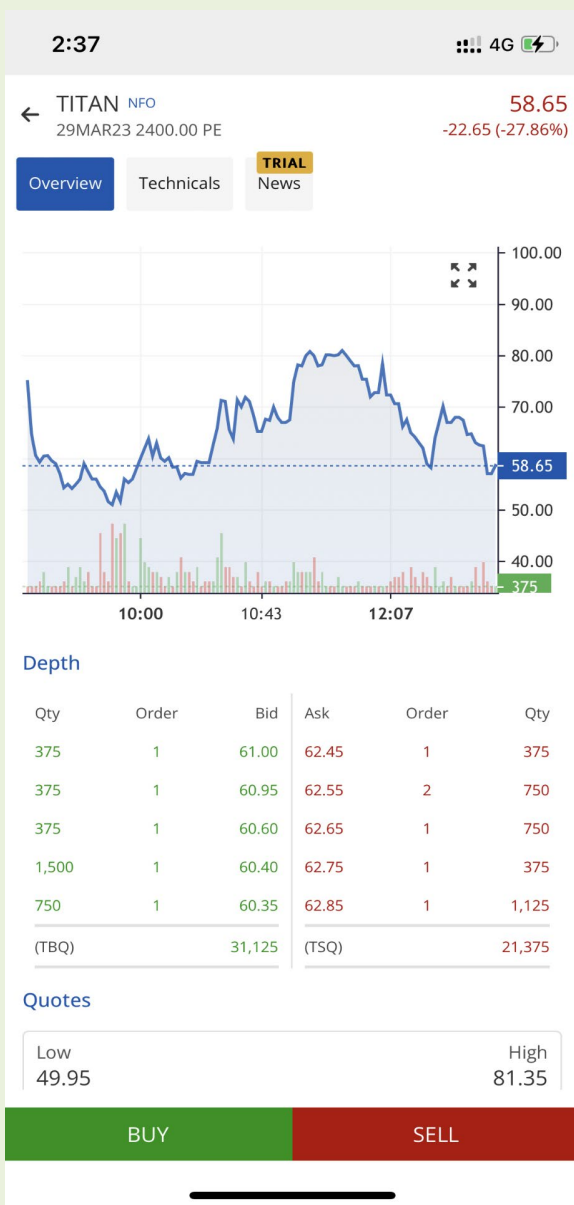


StockSearch, the user can search any stock on this screen. Upon tapping on any stock the StockDetailPage appears.



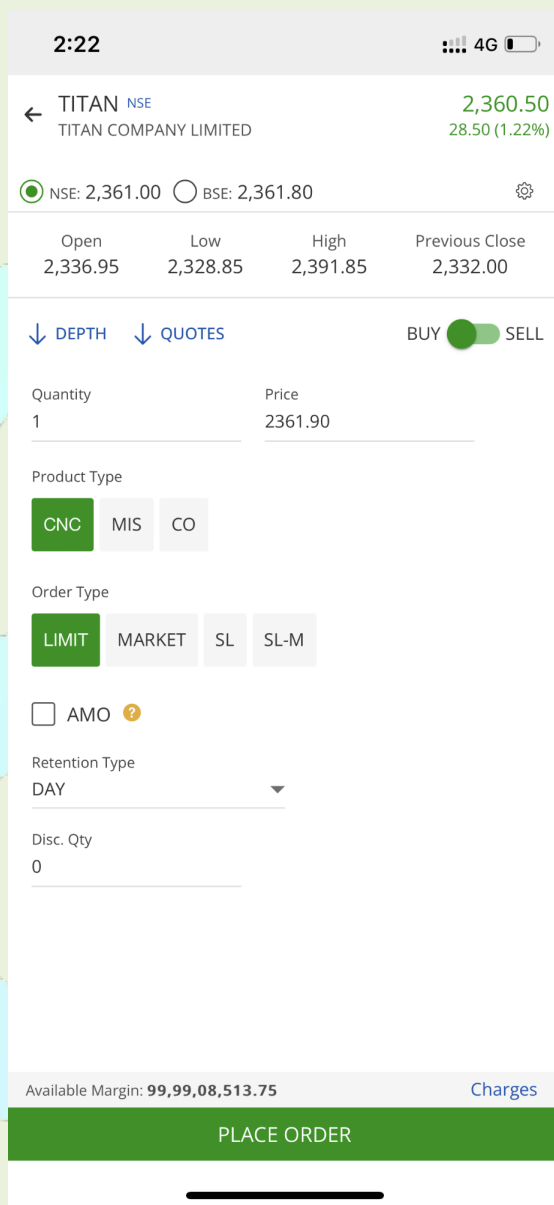
User can search any stock on the Stock Search screen. On clicking upon the Stock user can Place Orders, Create GTT, Create Alerts and view Stock Detail from the Stock Search screen..

8. Stock Detail



Stock Detail screen contains all the information regarding the specific stock. It will be displayed when the user clicks on the Detail button or from the Stock Search Page.

9. Place Order



2:22 4G

← TITAN ^{NSE} 2,360.50
TITAN COMPANY LIMITED 28.50 (1.22%)

NSE: 2,361.00 BSE: 2,361.80

Open	Low	High	Previous Close
2,336.95	2,328.85	2,391.85	2,332.00

↓ DEPTH ↓ QUOTES BUY SELL

Quantity: 1 Price: 2361.90

Product Type: CNC MIS CO

Order Type: LIMIT MARKET SL SL-M

AMO ?

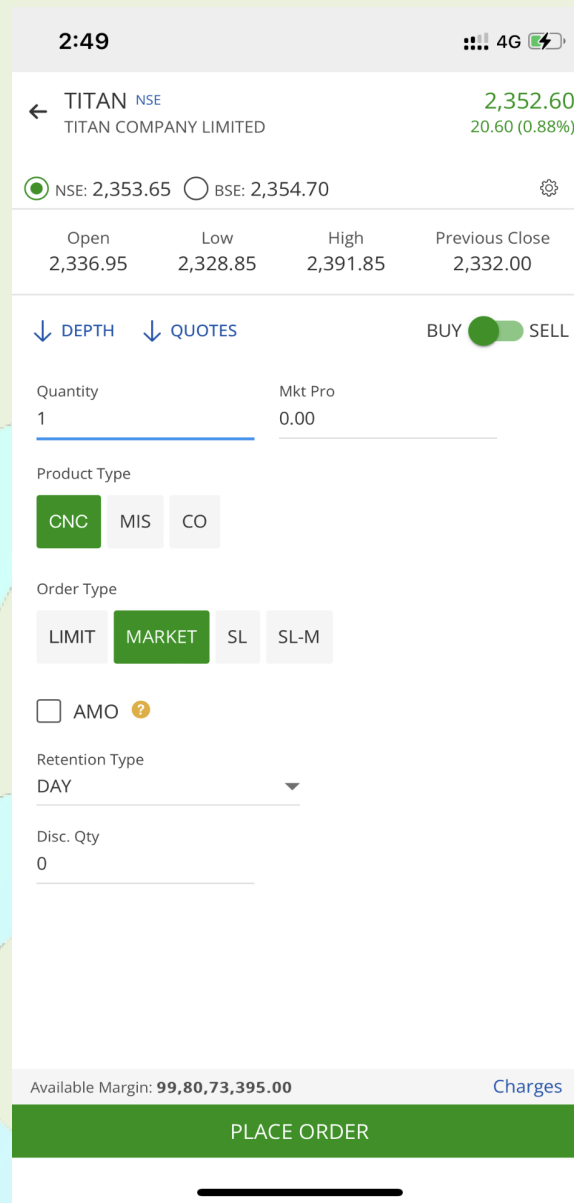
Retention Type: DAY

Disc. Qty: 0

Available Margin: 99,99,08,513.75 Charges

PLACE ORDER

Users can place orders from Place Order Form. Users can select Buy or Sell transaction type. Users can also switch between CNC and MIS. Retention type can also be changed to Day or IOC. In the case of AMO order, users should tick mark the AMO checkbox.



2:49 4G

← TITAN ^{NSE} 2,352.60
TITAN COMPANY LIMITED 20.60 (0.88%)

NSE: 2,353.65 BSE: 2,354.70

Open	Low	High	Previous Close
2,336.95	2,328.85	2,391.85	2,332.00

↓ DEPTH ↓ QUOTES BUY SELL

Quantity: 1 Mkt Pro: 0.00

Product Type: CNC MIS CO

Order Type: LIMIT MARKET SL SL-M

AMO ?

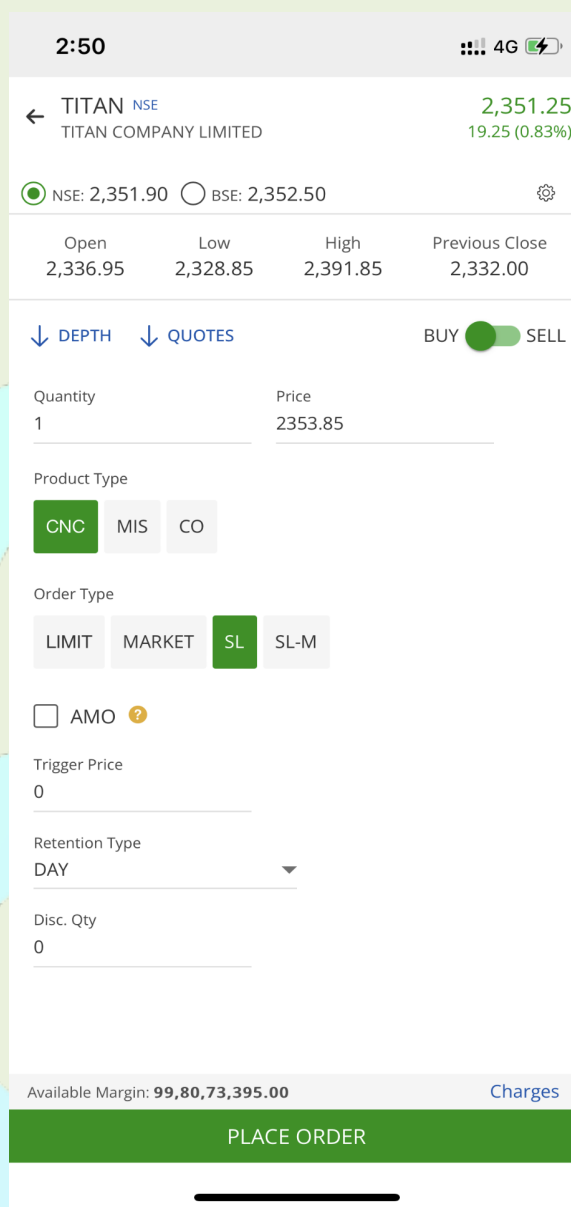
Retention Type: DAY

Disc. Qty: 0

Available Margin: 99,80,73,395.00 Charges

PLACE ORDER

Users can place MARKET Orders and Retention type can also be changed to Day or IOC. In the case of AMO order, users should tick mark the AMO checkbox.



2:50 4G

← **TITAN NSE** 2,351.25
TITAN COMPANY LIMITED 19.25 (0.83%)

NSE: 2,351.90 BSE: 2,352.50

Open	Low	High	Previous Close
2,336.95	2,328.85	2,391.85	2,332.00

↓ DEPTH ↓ QUOTES BUY SELL

Quantity: 1 Price: 2353.85

Product Type: CNC MIS CO

Order Type: LIMIT MARKET SL SL-M

AMO ?

Trigger Price: 0

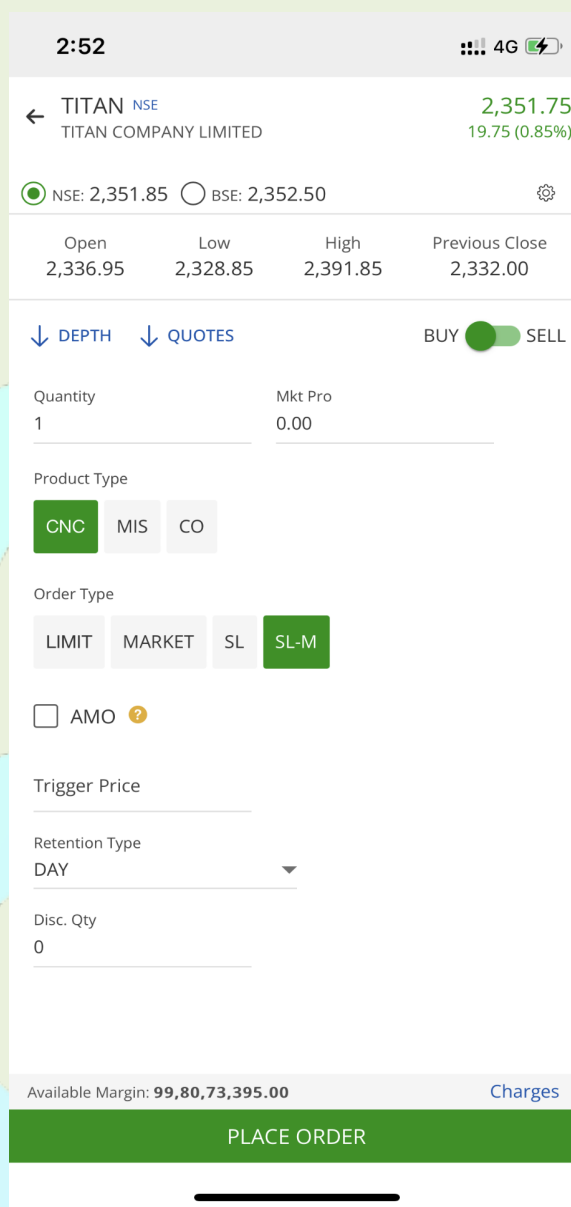
Retention Type: DAY

Disc. Qty: 0

Available Margin: 99,80,73,395.00 Charges

PLACE ORDER

Users can place SL Orders and Retention type can also be changed to Day or IOC. In the case of AMO order, users should tick mark the AMO checkbox.



2:52 4G

← **TITAN NSE** 2,351.75
TITAN COMPANY LIMITED 19.75 (0.85%)

NSE: 2,351.85 BSE: 2,352.50

Open	Low	High	Previous Close
2,336.95	2,328.85	2,391.85	2,332.00

↓ DEPTH ↓ QUOTES BUY SELL

Quantity: 1 Mkt Pro: 0.00

Product Type: CNC MIS CO

Order Type: LIMIT MARKET SL SL-M

AMO ?

Trigger Price: _____

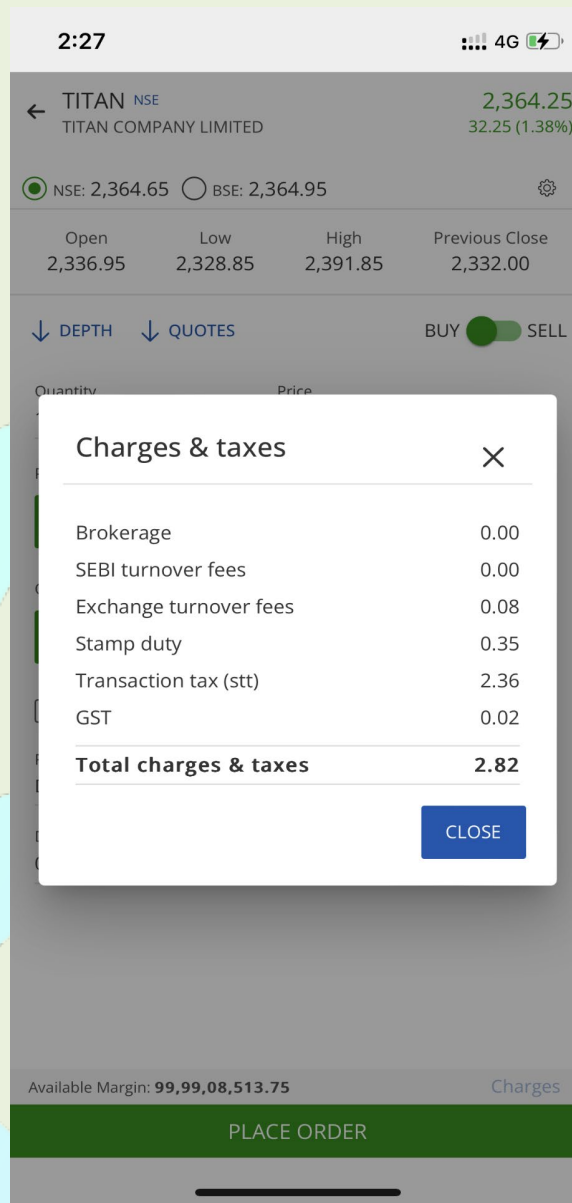
Retention Type: DAY

Disc. Qty: 0


Available Margin: 99,80,73,395.00 Charges

PLACE ORDER

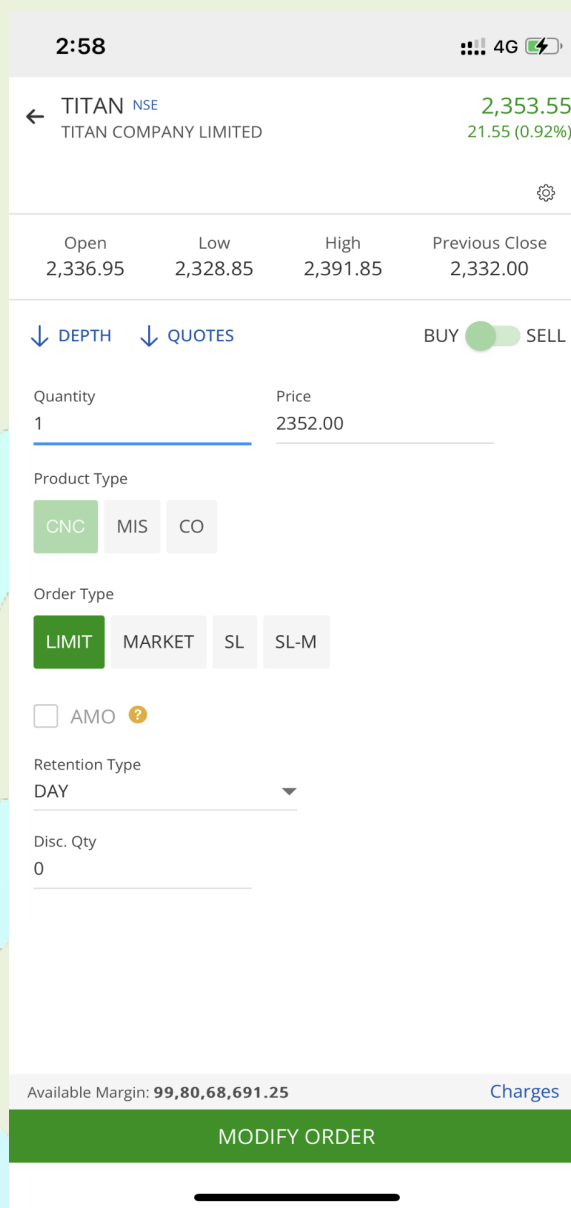
Users can place SL-M Orders and Retention type can also be changed to Day or IOC. In the case of AMO order, users should tick mark the AMO checkbox.



Order placement window also displays details of brokerage charges.



Users can see placed order status with option to place another order or to view the Order Book for Order Details.



2:58 4G

← TITAN ^{NSE} 2,353.55
TITAN COMPANY LIMITED 21.55 (0.92%)

Open	Low	High	Previous Close
2,336.95	2,328.85	2,391.85	2,332.00

↓ DEPTH ↓ QUOTES BUY SELL

Quantity: 1 Price: 2352.00

Product Type: CNC MIS CO

Order Type: LIMIT MARKET SL SL-M

AMO ?

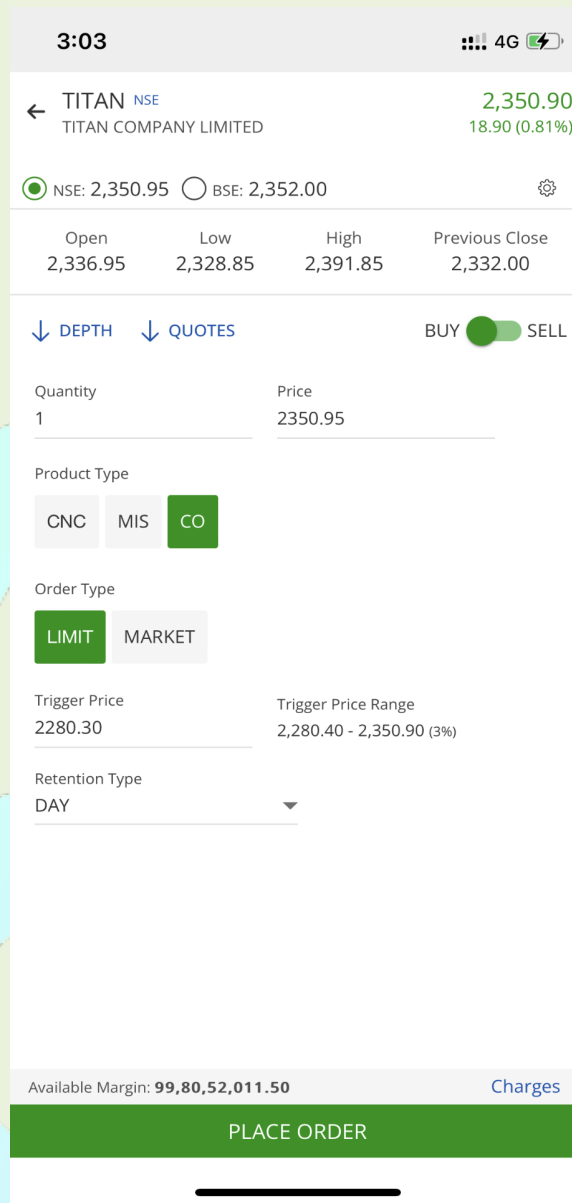
Retention Type: DAY


Disc. Qty: 0

Available Margin: 99,80,68,691.25 Charges


MODIFY ORDER

Users can see placed order status and click on Modify Order if required.



3:03 4G 

← **TITAN** NSE 2,350.90
TITAN COMPANY LIMITED 18.90 (0.81%)

NSE: 2,350.95 BSE: 2,352.00 

Open	Low	High	Previous Close
2,336.95	2,328.85	2,391.85	2,332.00

↓ DEPTH ↓ QUOTES BUY SELL

Quantity: 1 Price: 2350.95

Product Type: CNC MIS CO

Order Type: LIMIT MARKET

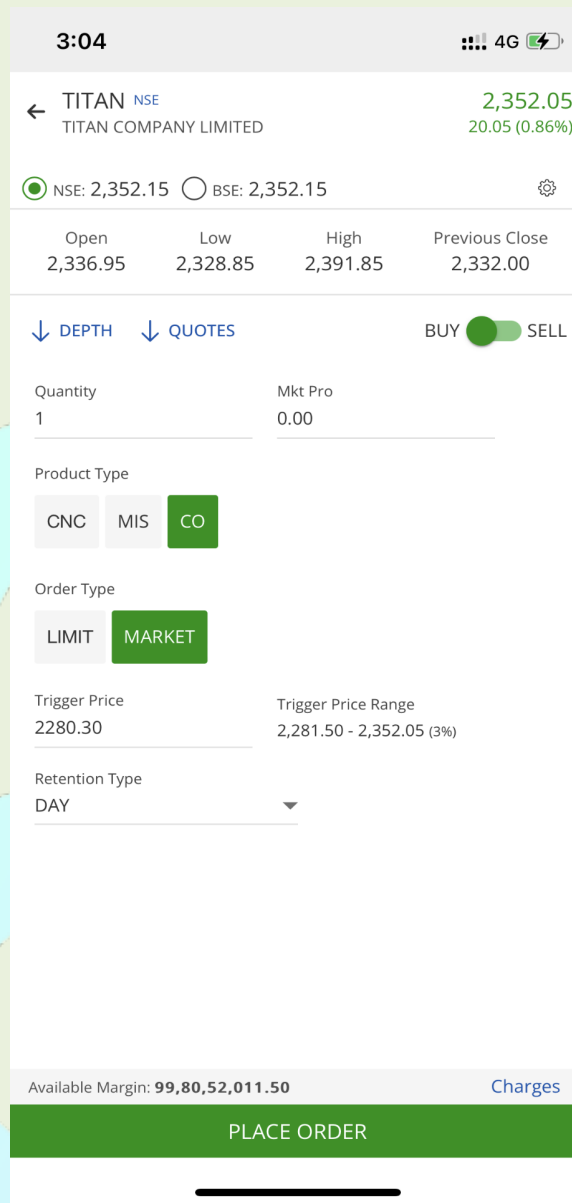
Trigger Price: 2280.30 Trigger Price Range: 2,280.40 - 2,350.90 (3%)

Retention Type: DAY ▼

Available Margin: **99,80,52,011.50** [Charges](#)

PLACE ORDER

Users can also place CO orders with LIMIT.



3:04 4G

← TITAN ^{NSE} 2,352.05
TITAN COMPANY LIMITED 20.05 (0.86%)

NSE: 2,352.15 BSE: 2,352.15

Open	Low	High	Previous Close
2,336.95	2,328.85	2,391.85	2,332.00

↓ DEPTH ↓ QUOTES BUY SELL

Quantity 1 Mkt Pro 0.00

Product Type
CNC MIS **CO**

Order Type
LIMIT **MARKET**





Trigger Price 2280.30 Trigger Price Range 2,281.50 - 2,352.05 (3%)


Retention Type
DAY


Available Margin: 99,80,52,011.50 Charges

PLACE ORDER

Users can also place CO orders with Market.

15:53     80%

 TCS ^{NSE} 3,221.00
TATA CONSULTANCY SERV LT -115.85 (-3.47%)

NSE: 3,300.00 BSE: 0.00 

Open	Low	High	Previous Close
3,243.85	3,199.00	3,540.00	3,336.85

↓ DEPTH ↓ QUOTES BUY SELL

Quantity: 1 Price: 3300.00

Product Type

MTF **BO** CO MIS CNC

Order Type

LIMIT SL

Target Value: 3382.05 Stop Loss Value: 3156.58

Retention Type: DAY

Available Margin: 99,99,99,99,999.00 Charges

PLACE ORDER

Users can also place BO orders with LIMIT.

15:53 [Icons] 80%

← TCS ^{NSE} 3,221.00
TATA CONSULTANCY SERV LT -115.85 (-3.47%)

NSE: 3,300.00 BSE: 0.00 [Settings]

Open	Low	High	Previous Close
3,243.85	3,199.00	3,540.00	3,336.85

↓ DEPTH ↓ QUOTES BUY SELL

Quantity 1 Price 3300.00

Product Type
MTF **BO** CO MIS CNC

Order Type
LIMIT **SL**

Trigger Price 0

Target Value 3382.05 Stop Loss Value 3156.58

Retention Type DAY ▼

Available Margin: 99,99,99,99,999.00 Charges

PLACE ORDER

Users can also place BO orders with Stoploss Limit.

3:07 4G

← ICICIBANK NSE 830.00
 ICICI BANK LTD. 1.60 (0.19%)

Open	Low	High	Previous Close
827.00	818.25	834.45	828.40

↑ DEPTH ↓ QUOTES BUY SELL

Qty	Order	Bid	Ask	Order	Qty
261	1	829.90	830.00	1	5
789	2	829.85	830.05	2	97
989	5	829.80	830.10	1	3
113	1	829.75	830.20	3	227
428	6	829.70	830.25	2	61
(TBQ)		3,91,089	(TSQ)	3,64,430	

Quantity: 20 Price: 833.90

Product Type: CNC MIS CO

Order Type: LIMIT MARKET SL SL-M

AMO

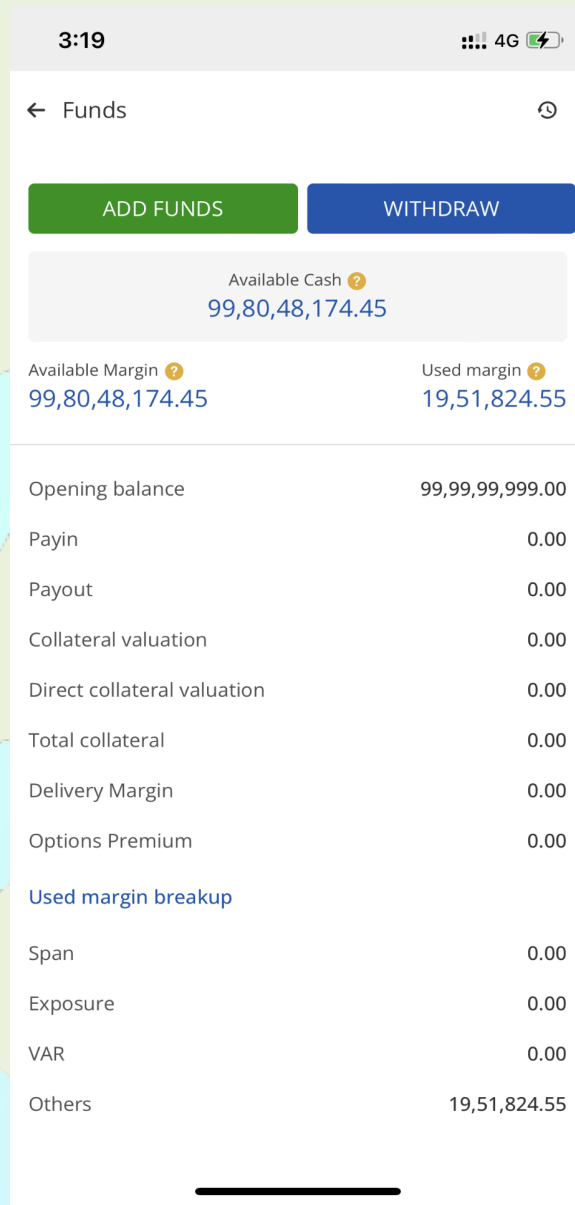
Available Margin: 99,80,51,924.80 Charges

MODIFY ORDER

0

Users can check the market depth while at Place Order and can modify any open order as well.

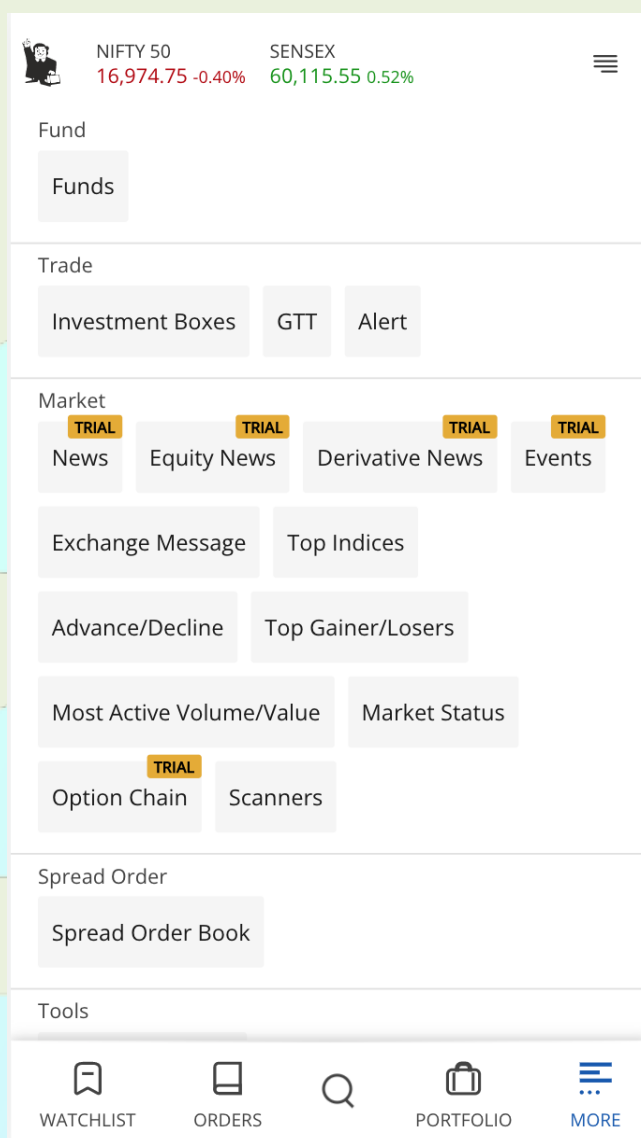
10. Limits



3:19		4G
← Funds		
ADD FUNDS		WITHDRAW
Available Cash ?		
99,80,48,174.45		
Available Margin ?	Used margin ?	
99,80,48,174.45	19,51,824.55	
Opening balance	99,99,99,999.00	
Payin	0.00	
Payout	0.00	
Collateral valuation	0.00	
Direct collateral valuation	0.00	
Total collateral	0.00	
Delivery Margin	0.00	
Options Premium	0.00	
Used margin breakup		
Span	0.00	
Exposure	0.00	
VAR	0.00	
Others	19,51,824.55	

Limit Page contains information related to margin utilized, margin available, opening balance and few other margin parameters. User can also add and withdraw funds from this page.

11. Option Chain

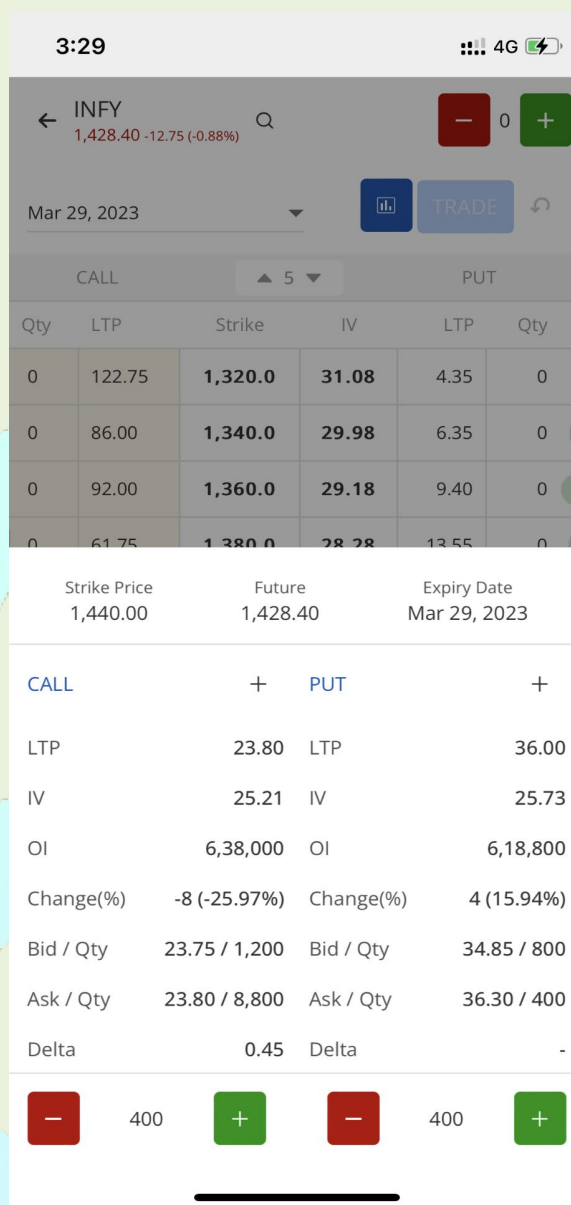


Under the mega menu Option Chain is available, users can click and open this page.

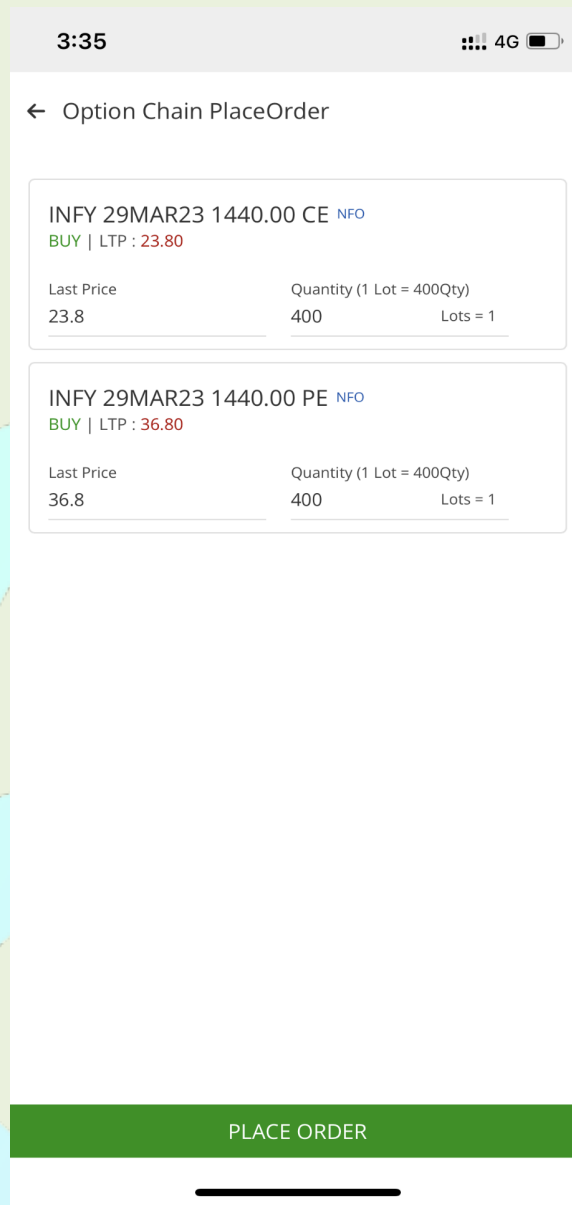


CALL			PUT		
Qty	LTP	Strike	IV	LTP	Qty
0	122.75	1,320.0	30.83	4.35	0
0	86.00	1,340.0	29.64	6.30	0
0	92.00	1,360.0	28.87	9.40	0
0	61.75	1,380.0	27.89	13.50	0
0	46.70	1,400.0	26.99	19.15	0
0	34.00	1,420.0	26.28	26.50	0
0	23.60	1,440.0	25.49	35.90	0
0	15.65	1,460.0	24.97	48.10	0
0	10.20	1,480.0	24.96	62.00	0
0	6.60	1,500.0	25.27	78.05	0
0	4.25	1,520.0	25.74	98.00	0

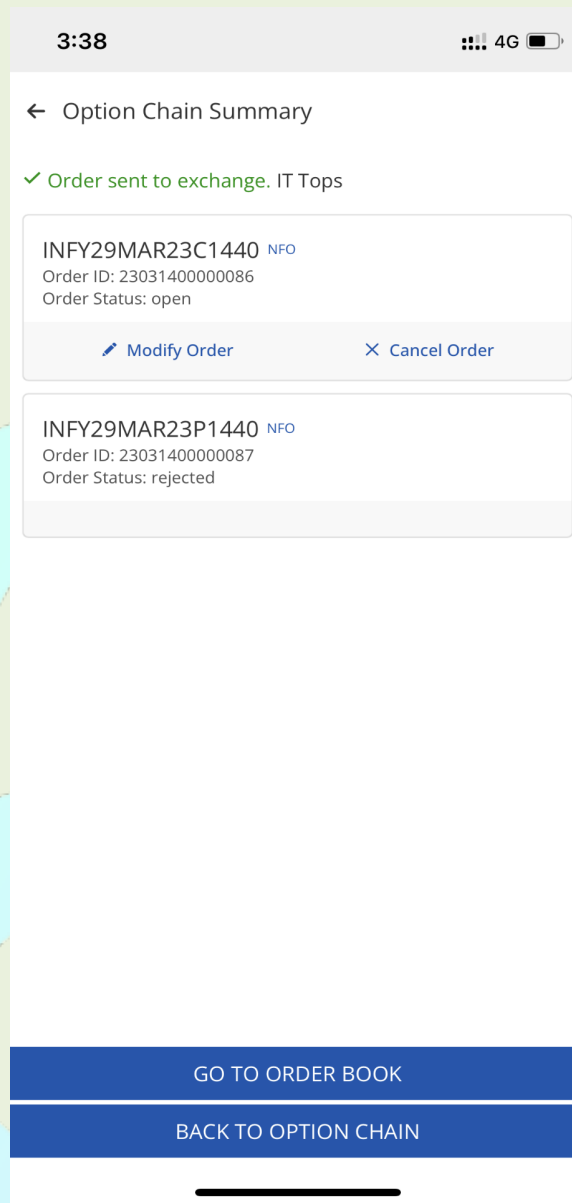
Users can view the option chain of any derivative instrument from this page. Users can also buy and sell options from this page by clicking on any strike price .



Users can click on the “+” or “-” button to Buy or Sell any option instrument.

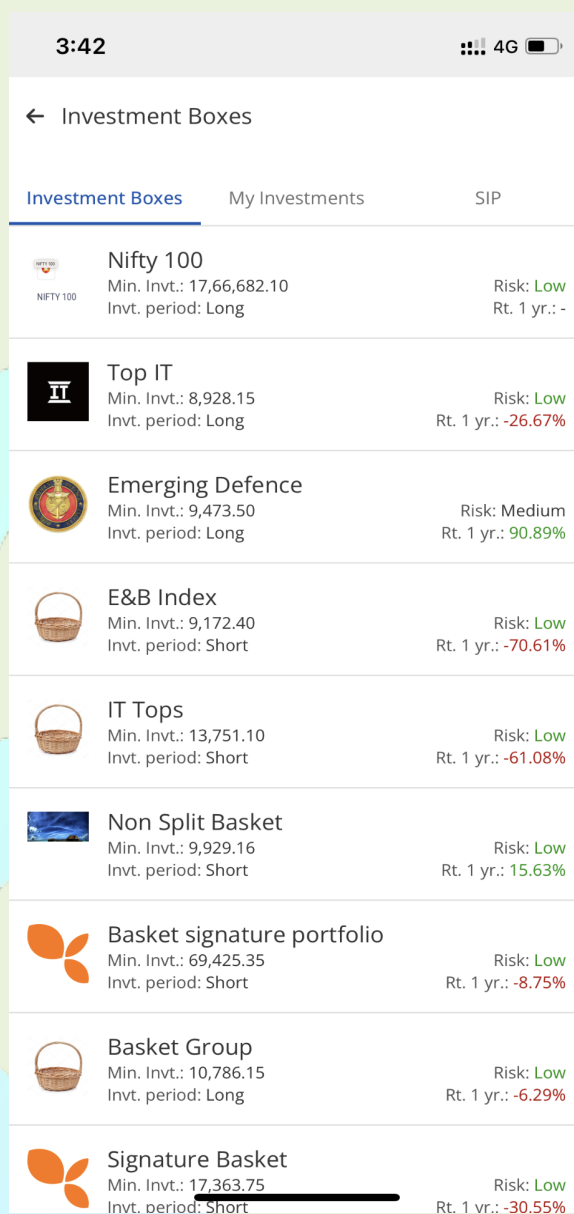


Basket Orders can be placed from the Option Window on selecting Option Trades.

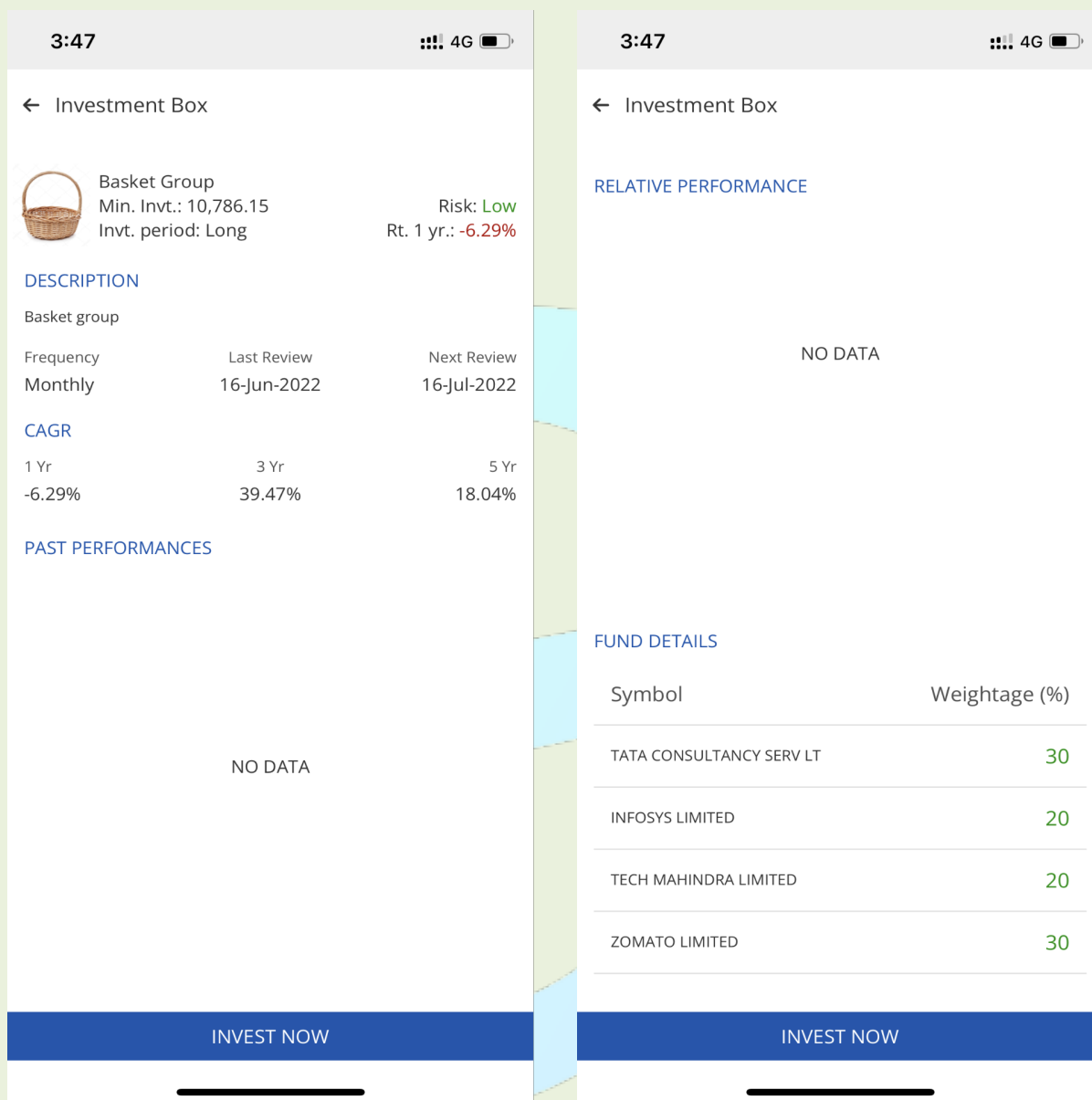


Once the Order is placed a confirmation screen appears with Modify/ Cancel Order Feature.

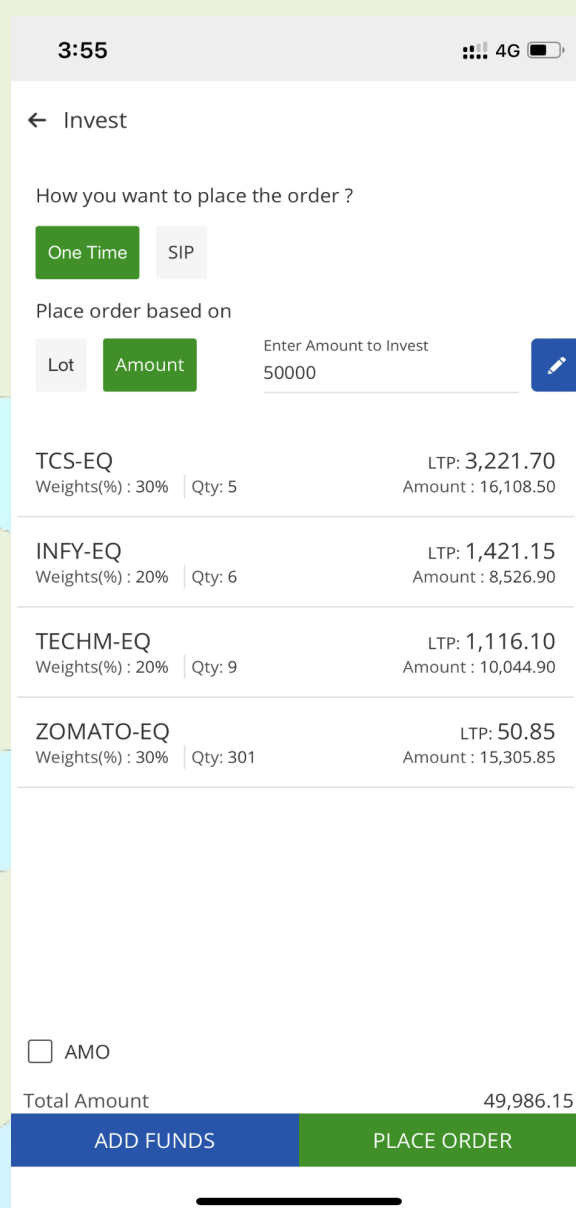
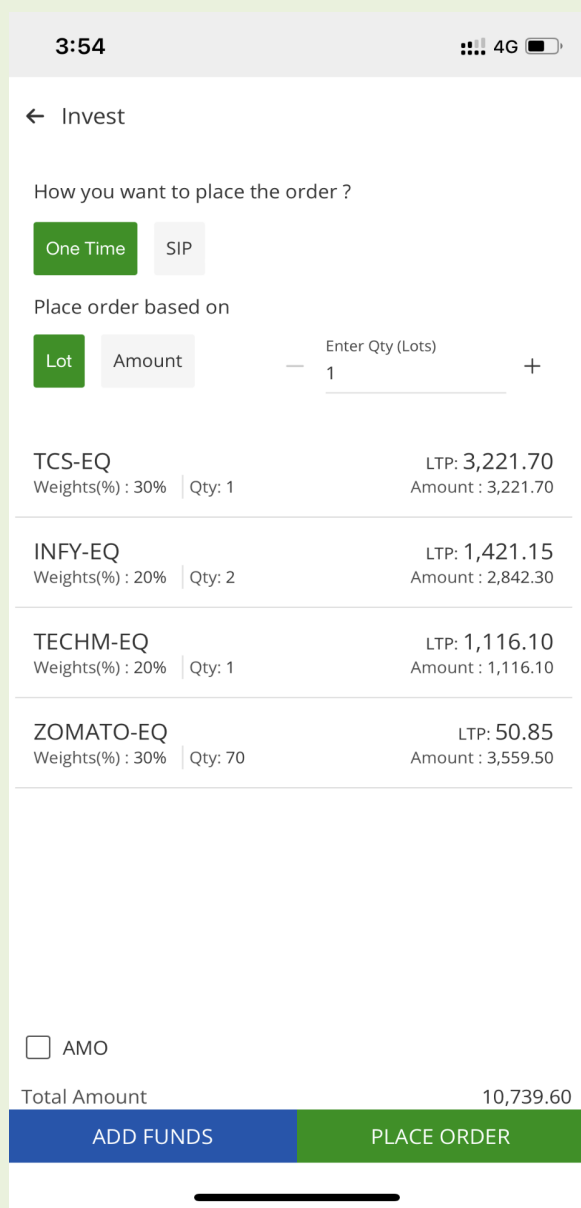
12. Investment Box



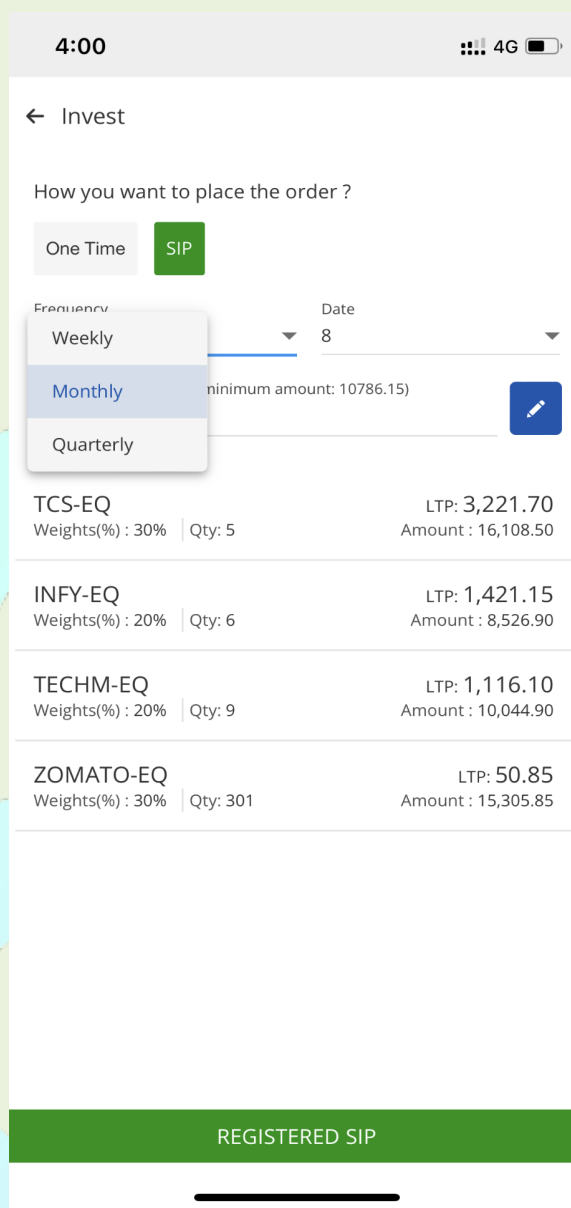
Users can select the Investment Box of their choice and invest. Investment Box is a basket of stocks, on a single click basket order is placed with a list of stocks under it.



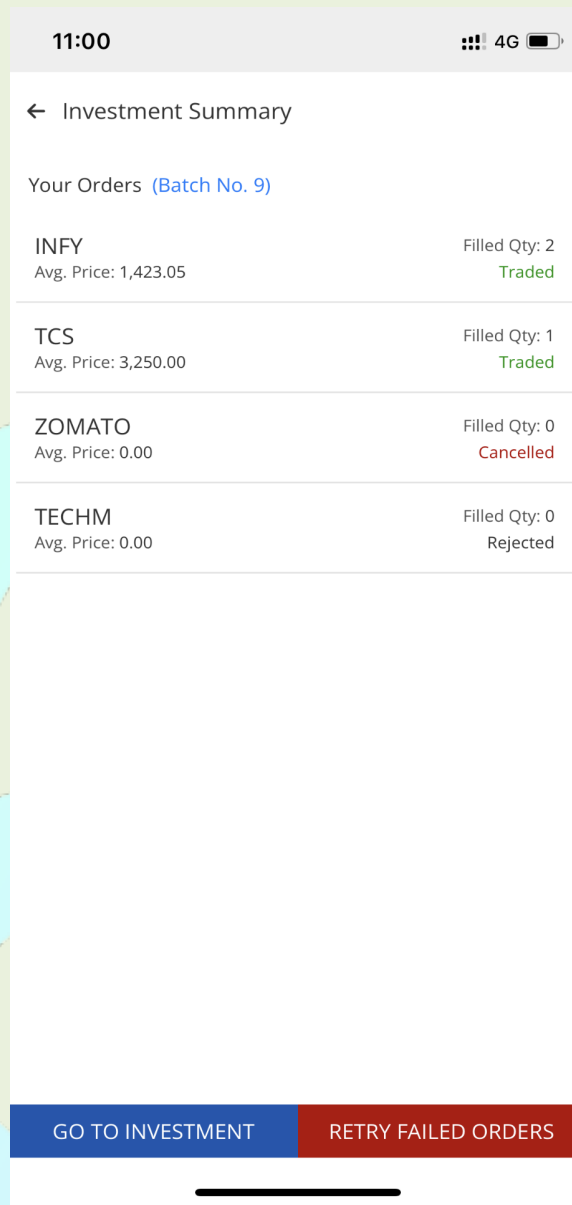
Before placing an order, users can view details related to the Investment Box. Users can also view the list of stocks and weightage in the Investment Box.



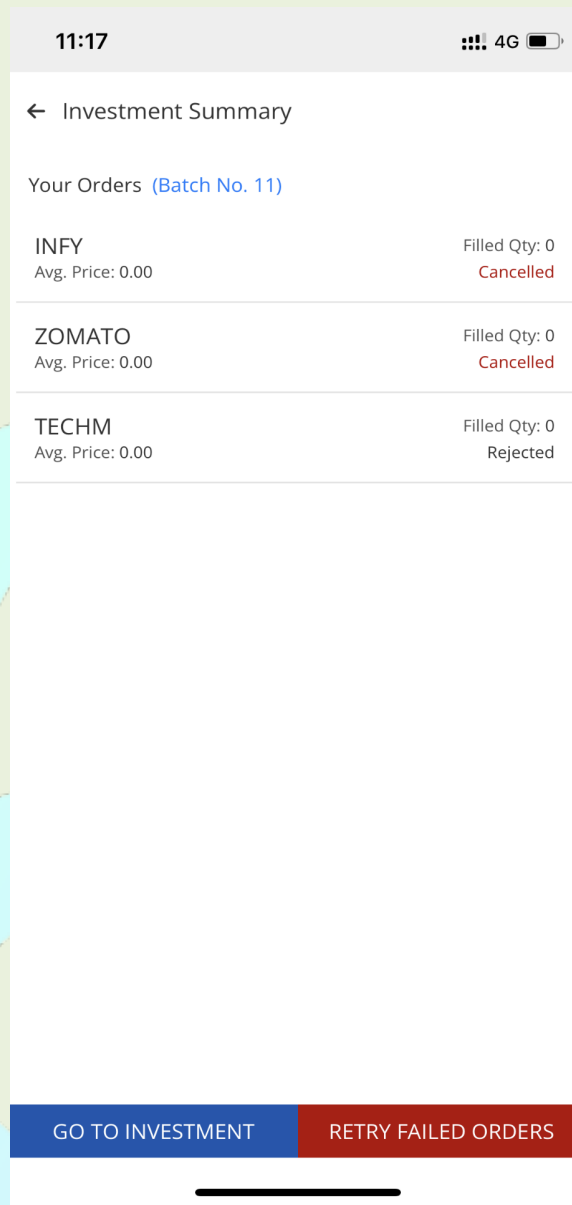
Users can Invest in Lots (Amount for each Lot Indicated) or can enter the amount that they want to invest and place a basket order.



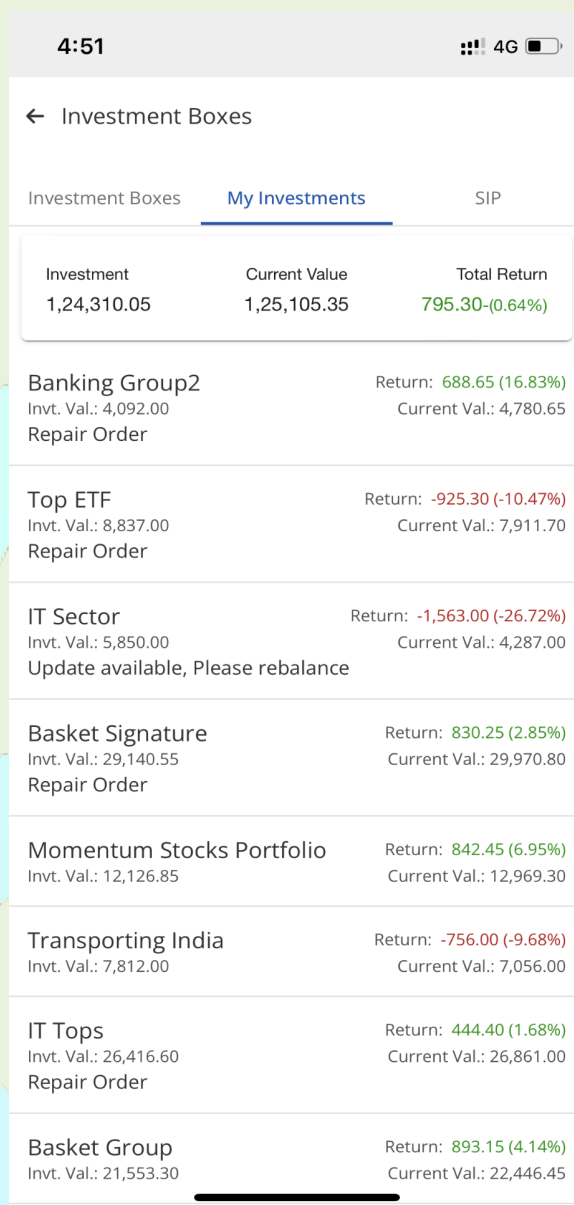
Users can choose to Create a SIP and decide on the Investment cycle and dates. SIP is set as a one time effort and the Investment Orders will be triggered even if the user is not logged in on the due date.



Once order is placed, order status is shown on this page. If any order is failed, users get an option to Retry Failed Orders.

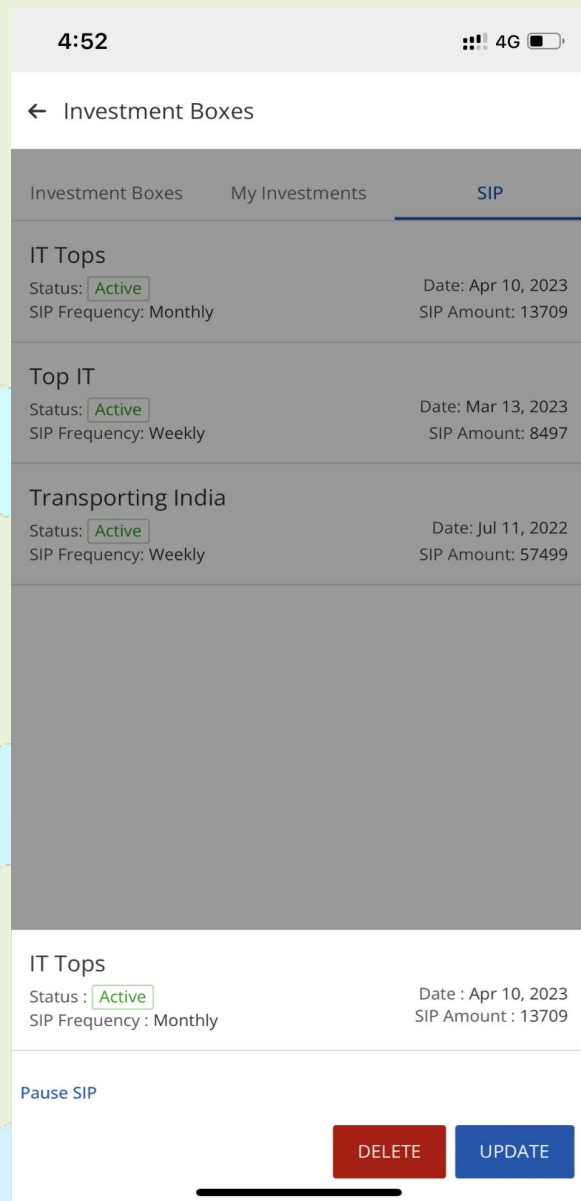
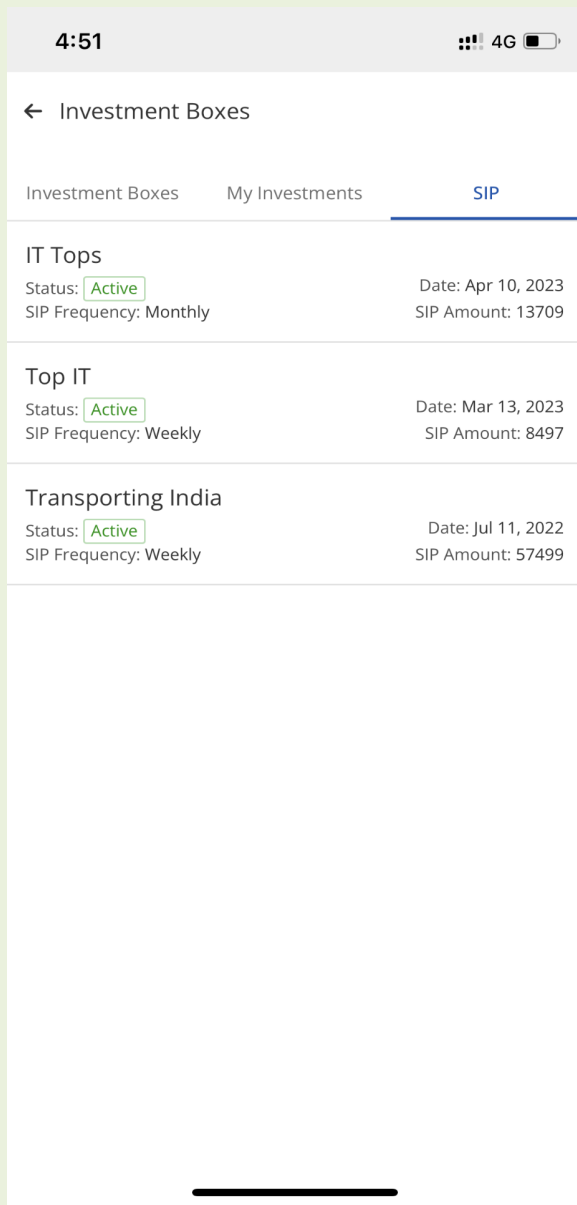


If any order is failed, users get an option to Retry Failed Orders.



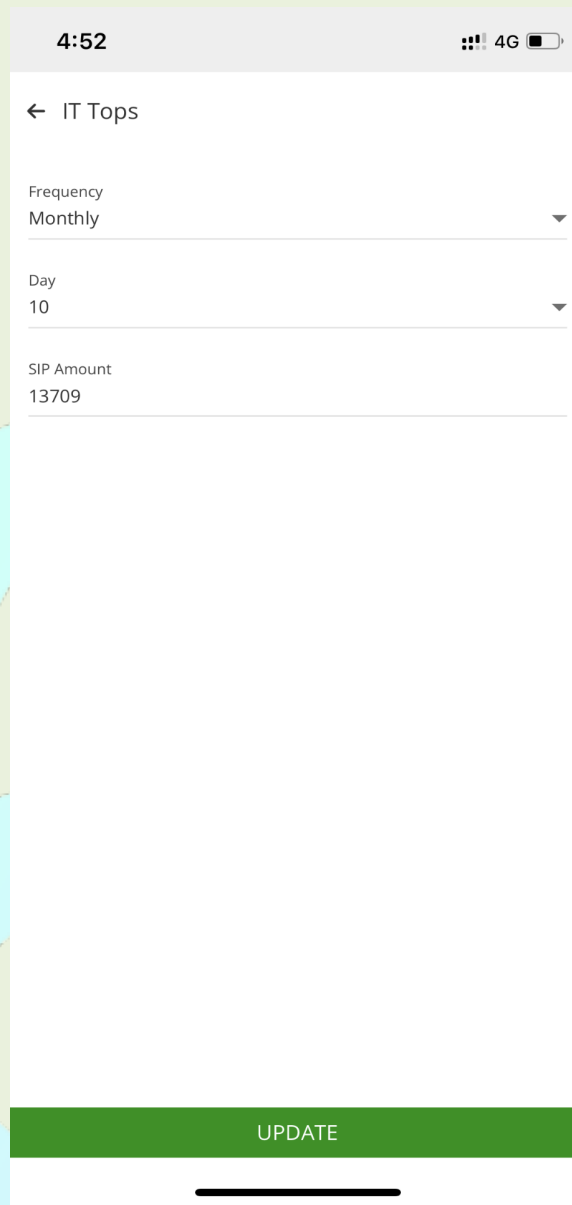
Investment	Current Value	Total Return
1,24,310.05	1,25,105.35	795.30(-0.64%)
Banking Group2 Invt. Val.: 4,092.00 Repair Order		Return: 688.65 (16.83%) Current Val.: 4,780.65
Top ETF Invt. Val.: 8,837.00 Repair Order		Return: -925.30 (-10.47%) Current Val.: 7,911.70
IT Sector Invt. Val.: 5,850.00 Update available, Please rebalance		Return: -1,563.00 (-26.72%) Current Val.: 4,287.00
Basket Signature Invt. Val.: 29,140.55 Repair Order		Return: 830.25 (2.85%) Current Val.: 29,970.80
Momentum Stocks Portfolio Invt. Val.: 12,126.85		Return: 842.45 (6.95%) Current Val.: 12,969.30
Transporting India Invt. Val.: 7,812.00		Return: -756.00 (-9.68%) Current Val.: 7,056.00
IT Tops Invt. Val.: 26,416.60 Repair Order		Return: 444.40 (1.68%) Current Val.: 26,861.00
Basket Group Invt. Val.: 21,553.30		Return: 893.15 (4.14%) Current Val.: 22,446.45

Under this section users can track investments that they have made.



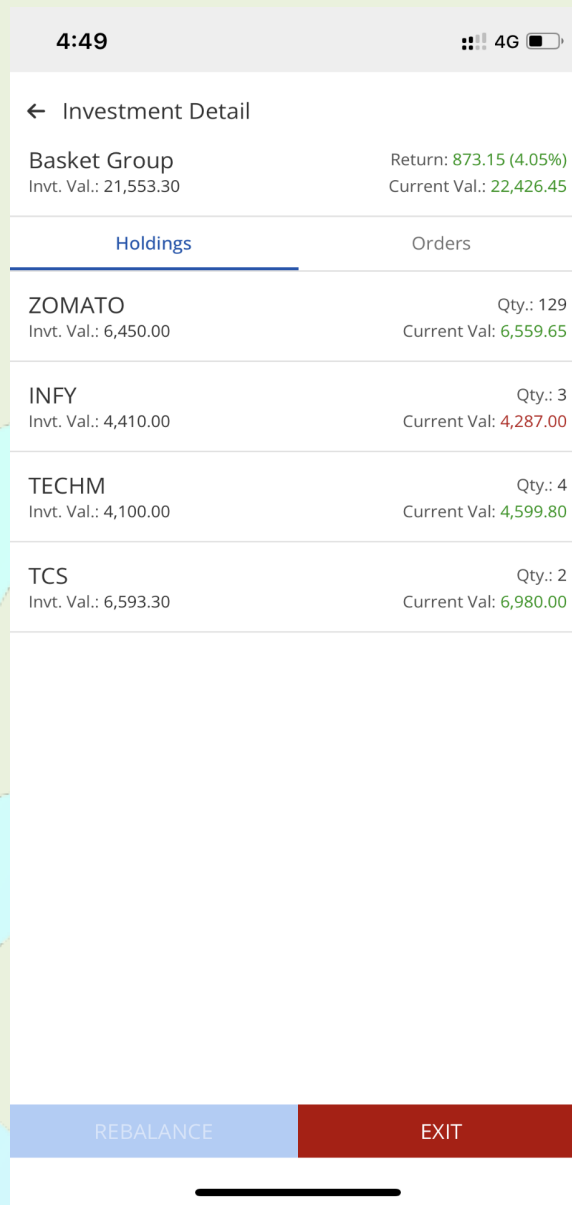
This section displays details of users SIP's and also options to Pause, Update or Delete the SIP.

has



A screenshot of a mobile application interface for updating SIP (Systematic Investment Plan) details. The screen shows a status bar at the top with the time 4:52, 4G signal strength, and battery level. Below the status bar is a back arrow and the text "IT Tops". The form contains three sections: "Frequency" set to "Monthly", "Day" set to "10", and "SIP Amount" set to "13709". At the bottom of the form is a green button labeled "UPDATE".

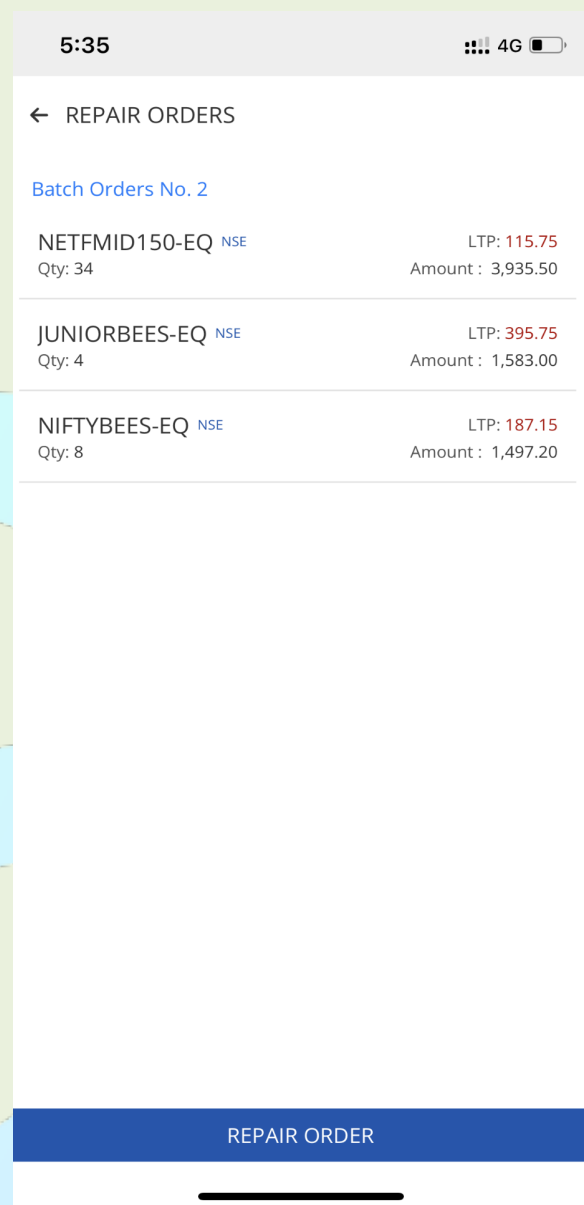
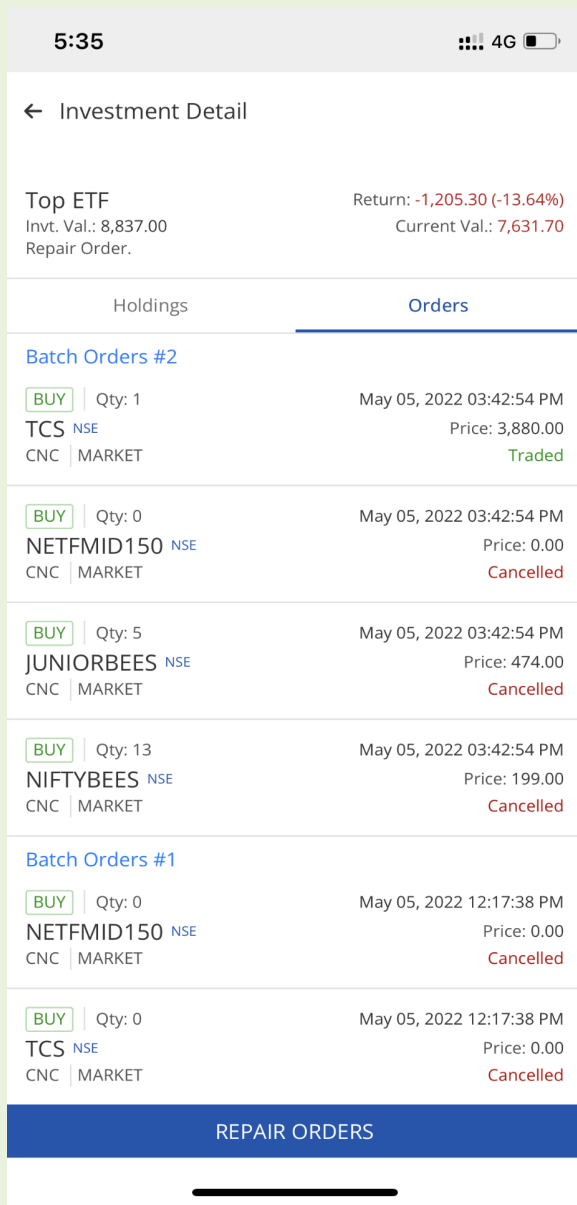
SIP can be updated and saved.



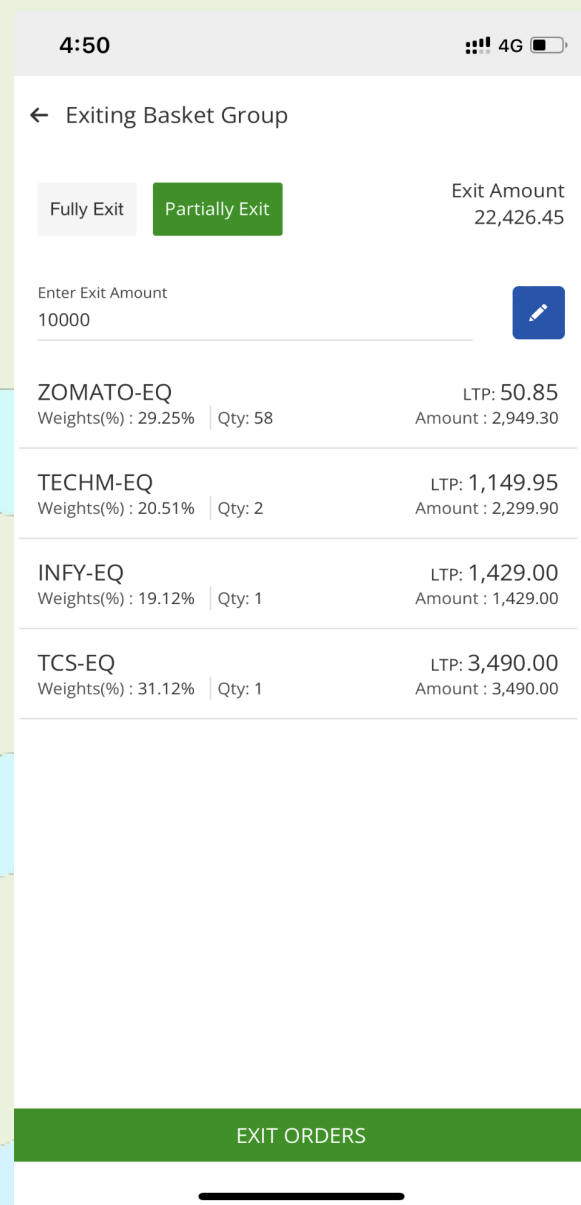
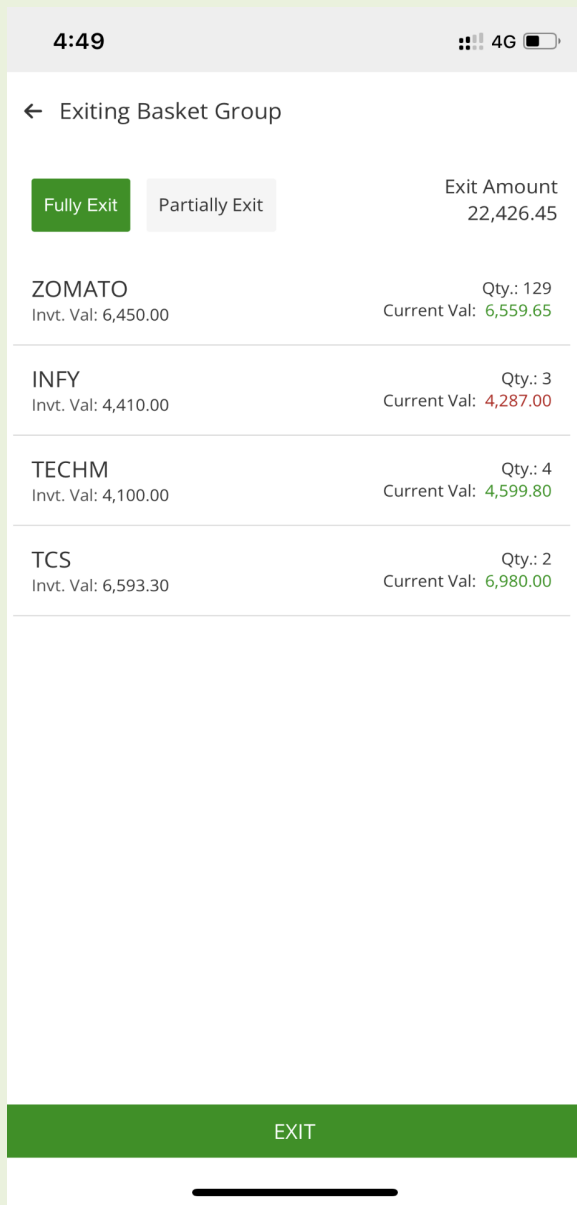
Detail related to any investment under any Investment Box is provided on this page.

Basket Group		Return: 668.50 (3.10%)
Inv. Val.: 21,553.30		Current Val.: 22,221.80
Holdings		Orders
Batch Orders #6		
BUY Qty: 129		Mar 10, 2023 05:47:49 PM
ZOMATO <small>NSE</small>		Price: 50.00
CNC MARKET		Traded
BUY Qty: 3		Mar 10, 2023 05:47:49 PM
INFY <small>NSE</small>		Price: 1,470.00
CNC MARKET		Traded
BUY Qty: 4		Mar 10, 2023 05:47:49 PM
TECHM <small>NSE</small>		Price: 1,025.00
CNC MARKET		Traded
BUY Qty: 2		Mar 10, 2023 05:47:49 PM
TCS <small>NSE</small>		Price: 3,296.65
CNC MARKET		Traded
Batch Orders #4		
BUY Qty: 0		Jul 07, 2022 12:32:39 PM
RELIANCE <small>NSE</small>		Price: 0.00
CNC MARKET		Cancelled
BUY Qty: 0		Jul 07, 2022 12:32:39 PM
ZOMATO <small>NSE</small>		Price: 0.00
CNC MARKET		Cancelled
BUY Qty: 0		Jul 07, 2022 12:32:39 PM
NYKAA <small>NSE</small>		Price: 0.00

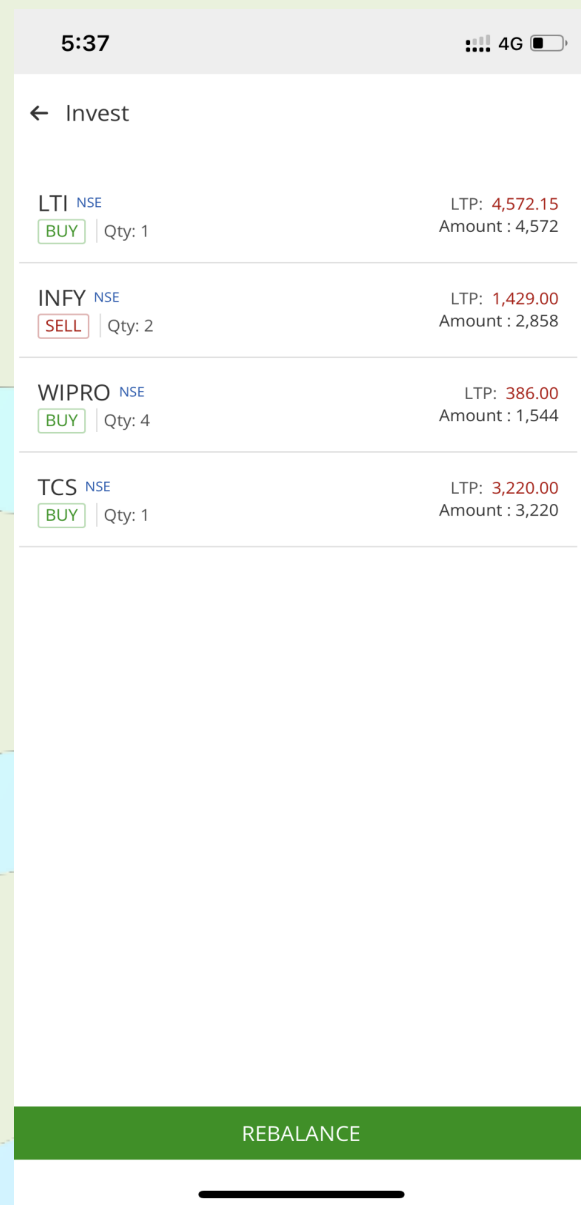
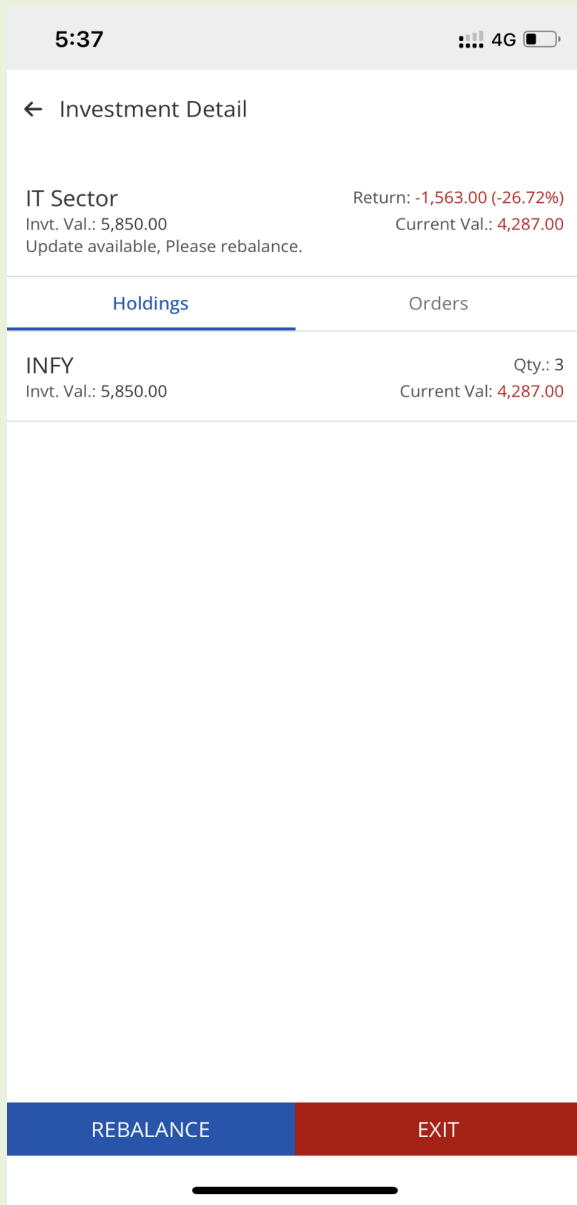
Users can view all orders placed under an Investment Box on this page.



Orders can be repaired from the Orders Screen.

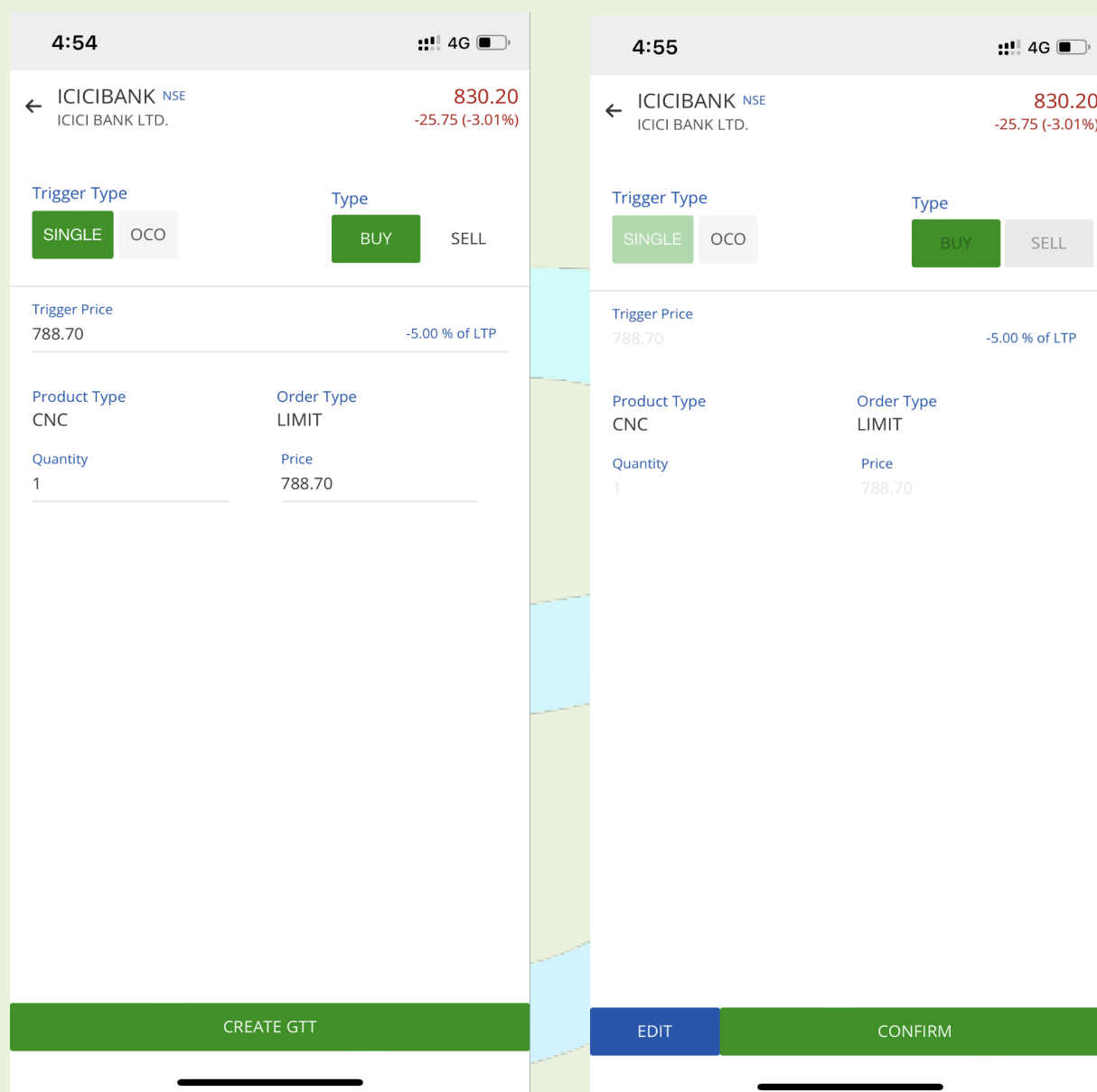


If the user wants to exit from Investment Box and sell all stocks, Exit button will allow the user to sell all holdings under this Investment Box.



If Admin makes any rebalancing in any Investment Box, this button again balances the Investment Box by buying or selling a few stocks.

13. GTT and OCO

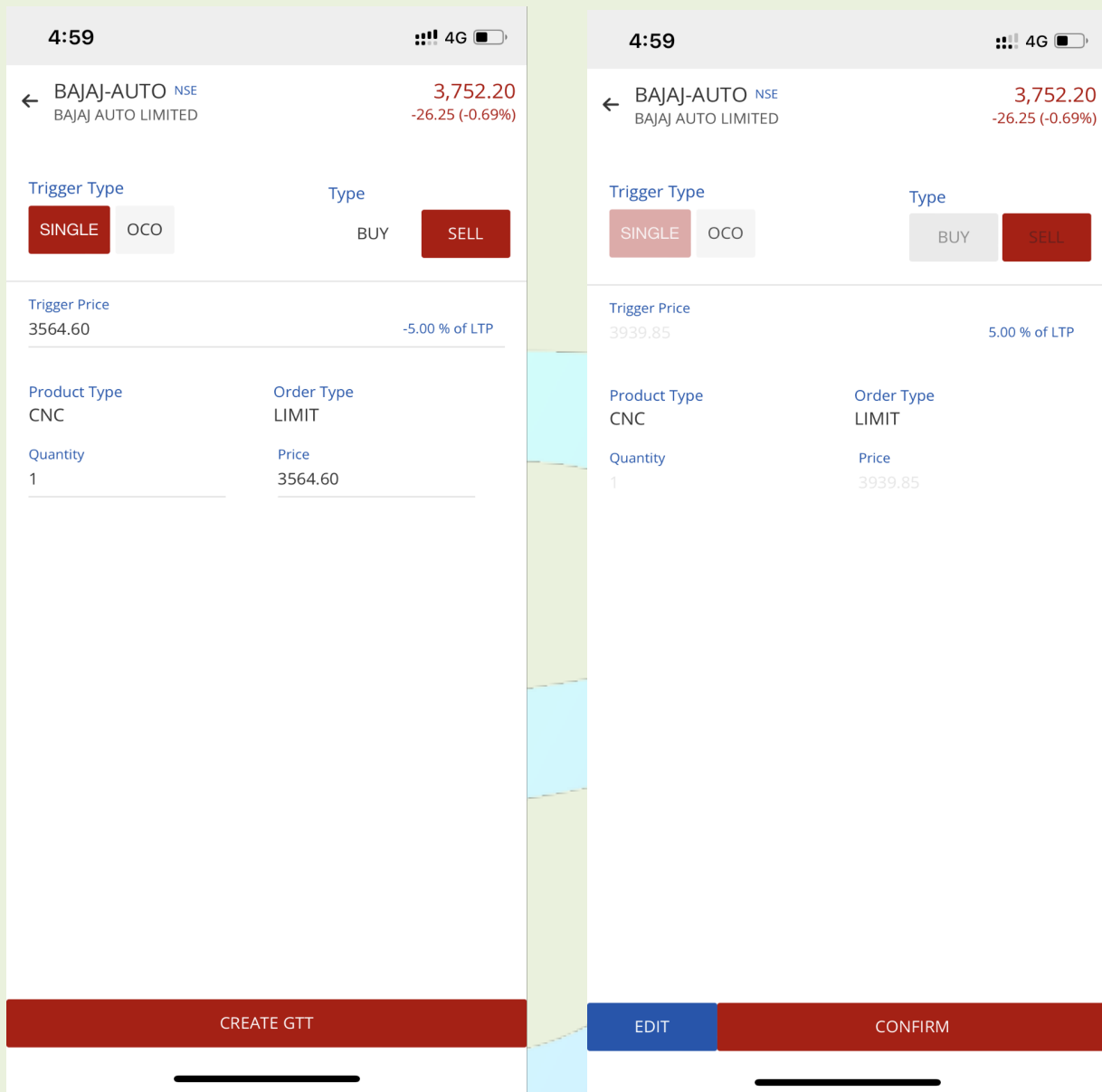


The screenshots illustrate the steps to create a GTT order for a Buy order. The stock selected is ICICIBANK (NSE) at a price of 830.20, down 25.75 (-3.01%).

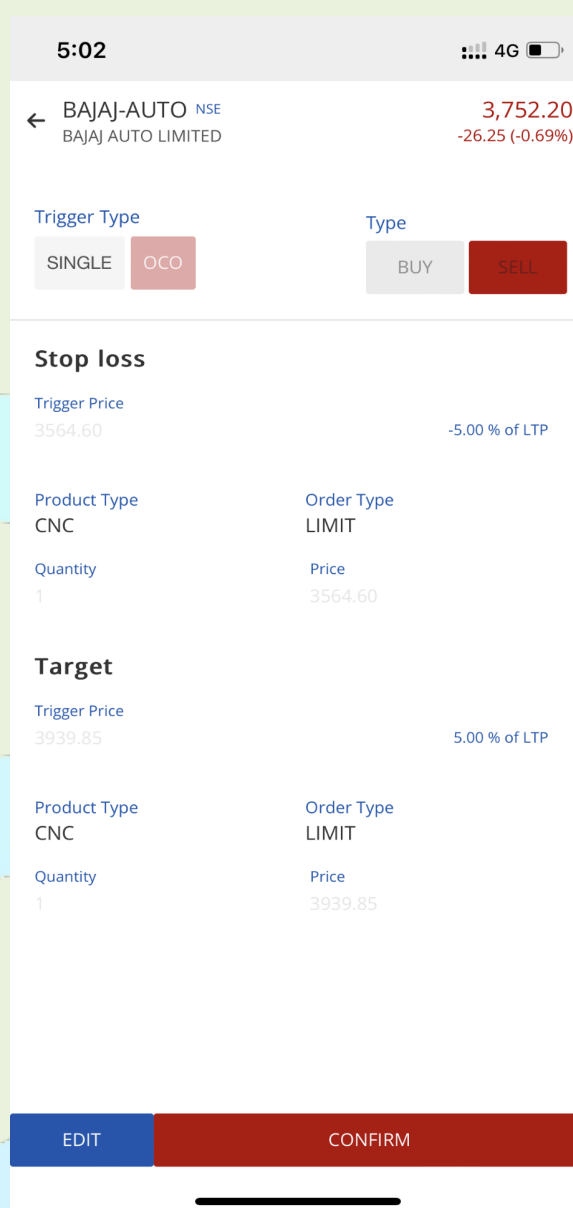
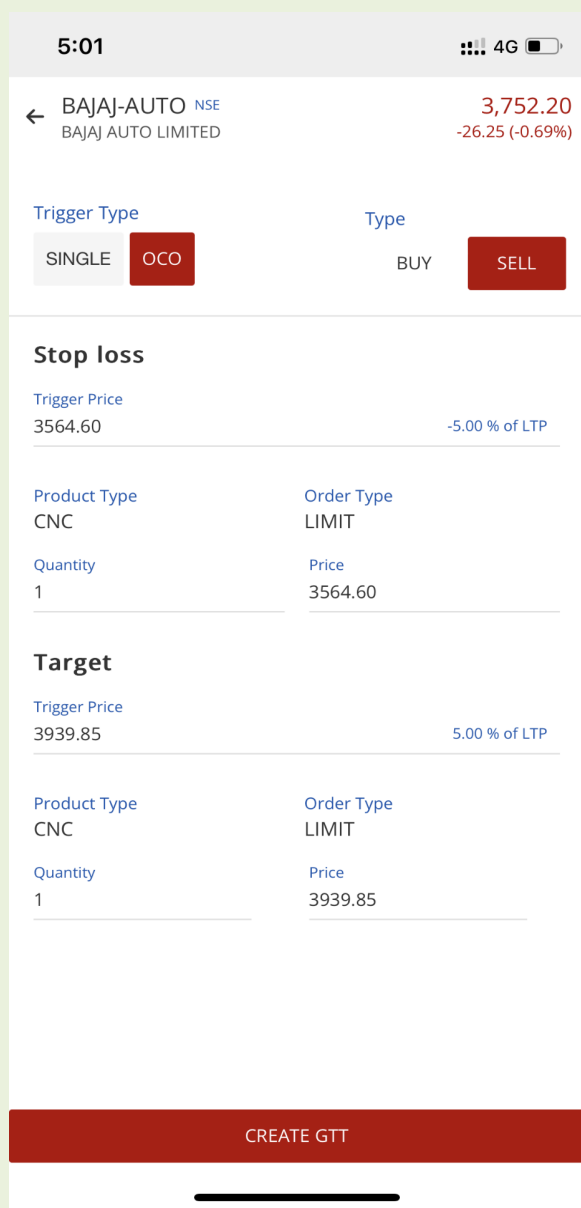
Left Screenshot (4:54): Shows the 'CREATE GTT' screen. The 'Trigger Type' is set to 'SINGLE' and the 'Type' is 'BUY'. The 'Trigger Price' is 788.70, which is -5.00% of the LTP. The 'Product Type' is 'CNC' and the 'Order Type' is 'LIMIT'. The 'Quantity' is 1 and the 'Price' is 788.70. A 'CREATE GTT' button is at the bottom.

Right Screenshot (4:55): Shows the 'CONFIRM' screen. The same order details are displayed. At the bottom, there are 'EDIT' and 'CONFIRM' buttons.

Users can Create GTT orders for Buy Orders from the Watch List or Stock Search. GTT Orders will be active until the trigger conditions are met or for 365 days.

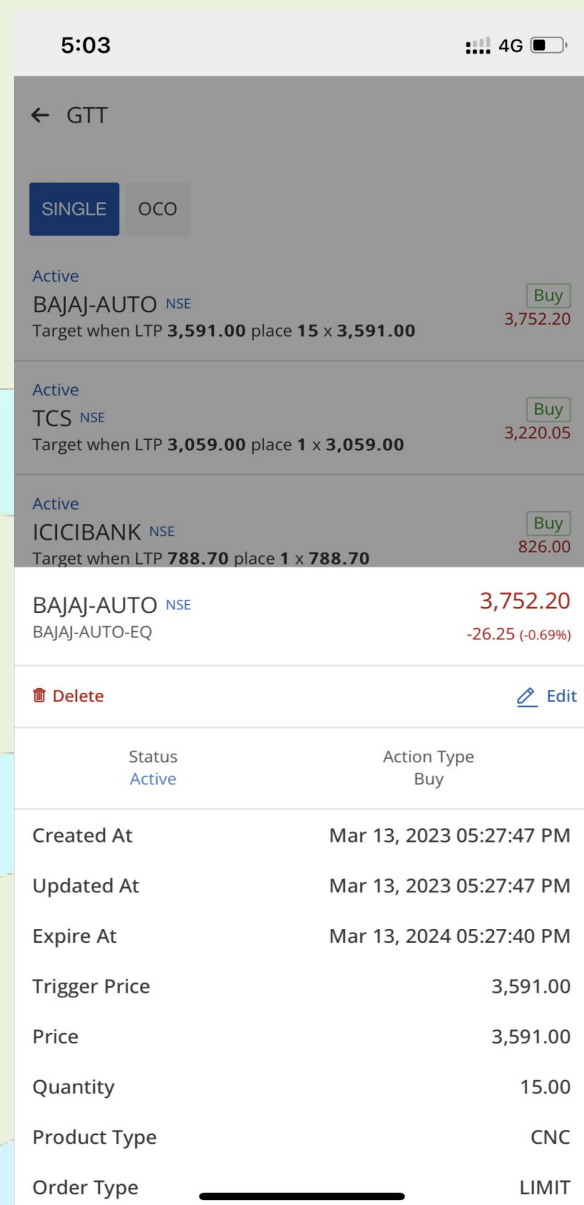
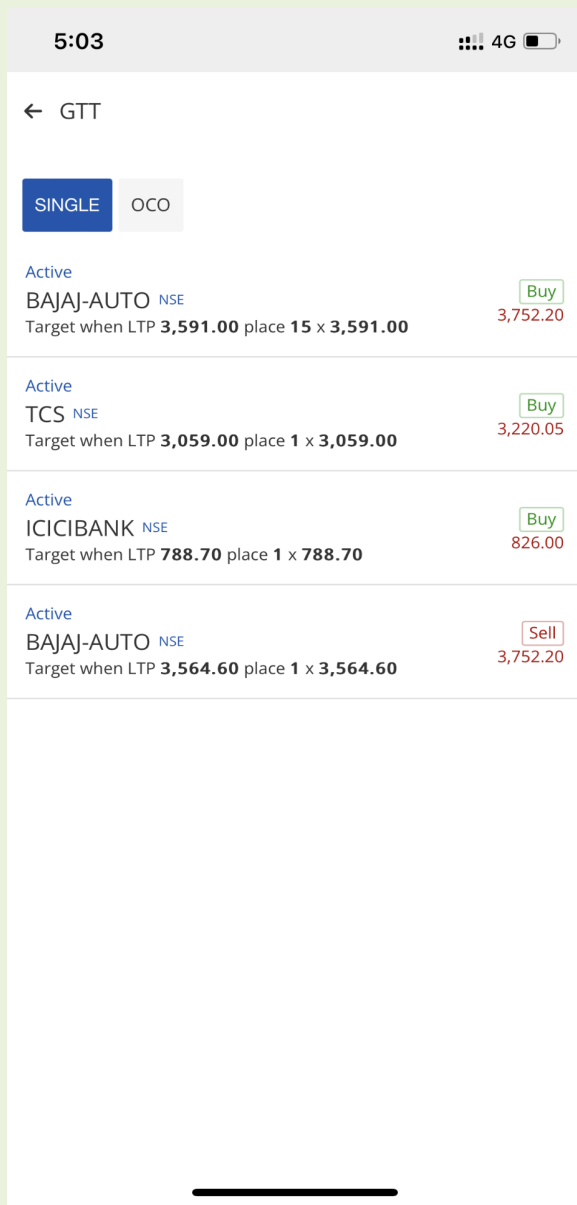


Users can Create GTT orders for Sell Orders from the Watch List or Stock Search. GTT Orders will be active until the trigger conditions are met or for 365 days.

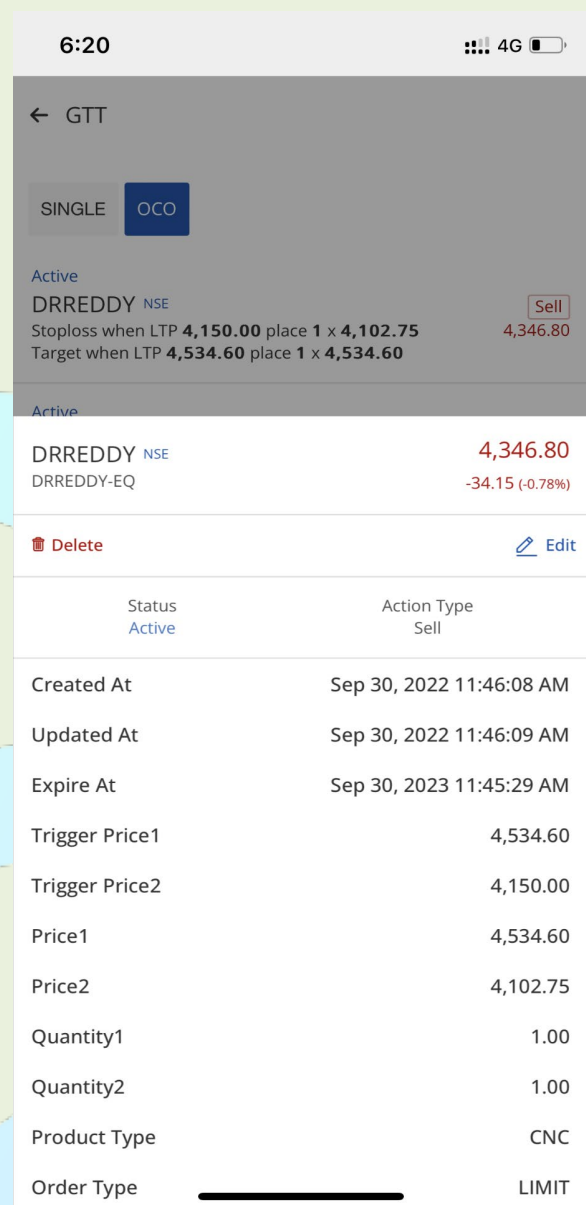
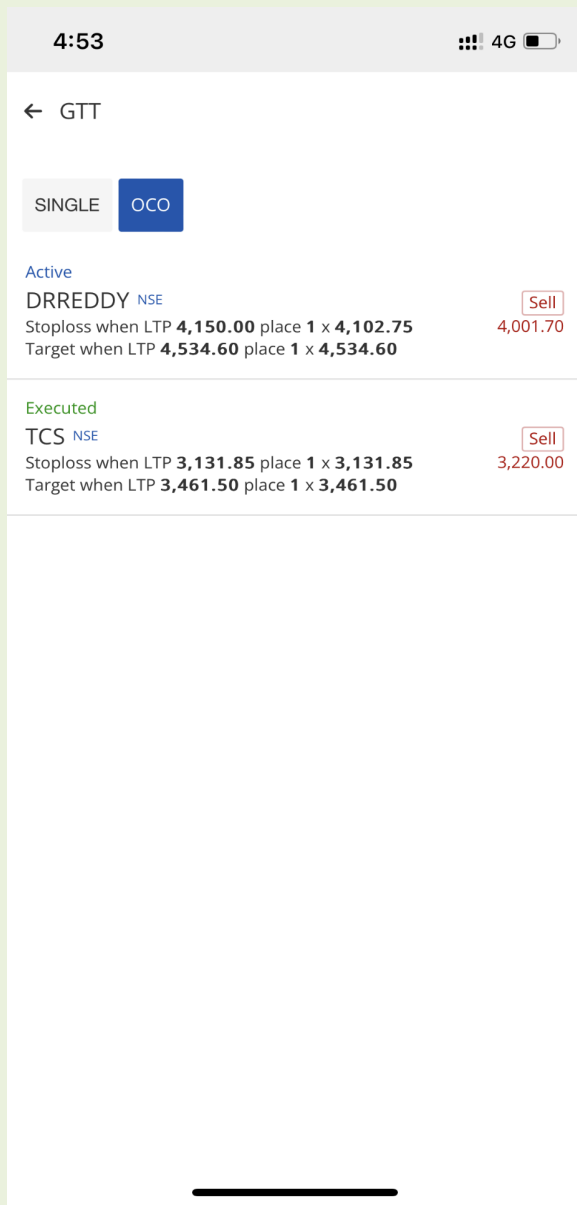


Users

can create OCO Orders for Sell Orders from the Watch List or Stock Search. Orders will be active until the trigger conditions are met or for 365 days.



SingleTrigger GTT Created can be viewed, modified or deleted in the GTT feature of Mega Menu



OCO Created can be viewed, modified or deleted in the GTT feature of Mega Menu.

in

5:04 4G

← BAJAJ-AUTO ^{NSE} 3,752.20
BAJAJ AUTO LIMITED -26.25 (-0.69%)

Trigger Type: SINGLE (selected) OCO
Type: BUY (selected) SELL

Trigger Price: 3591.00 (-4.30 % of LTP)

Product Type	Order Type
CNC	LIMIT
Quantity	Price
15	3591.00

EDIT GTT

6:21 4G

← DRREDDY ^{NSE} 4,346.80
DR. REDDY S LABORATORIES -34.15 (-0.78%)

Trigger Type: SINGLE OCO (selected)
Type: BUY SELL (selected)

Stop loss

Trigger Price: 4150.00 (-4.53 % of LTP)

Product Type	Order Type
CNC	LIMIT
Quantity	Price
1	4102.75

Target

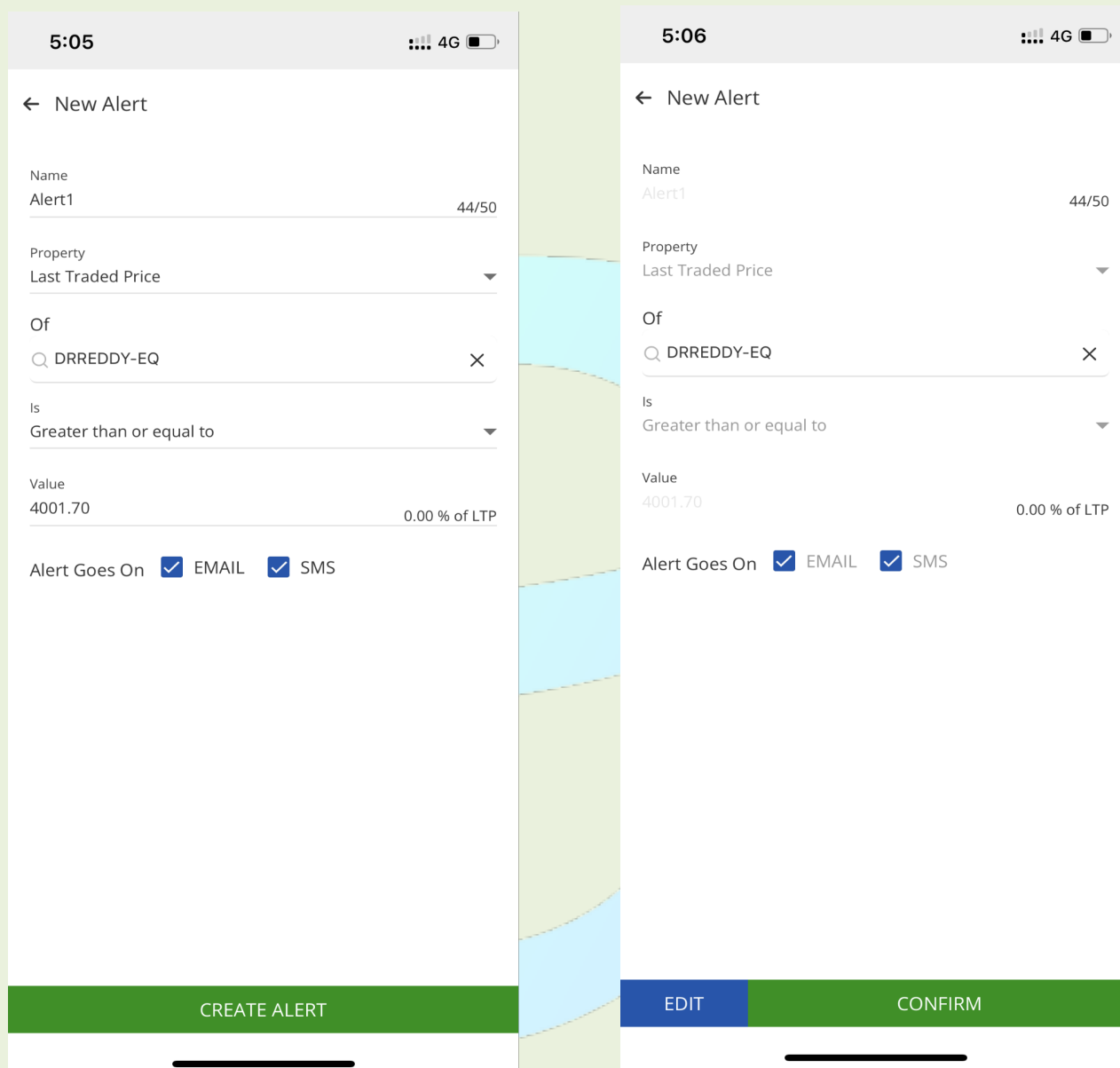
Trigger Price: 4534.60 (4.32 % of LTP)

Product Type	Order Type
CNC	LIMIT
Quantity	Price
1	4534.60

EDIT GTT

GTT and OCO Orders can be edited and saved before they are executed.

14. Price Alerts

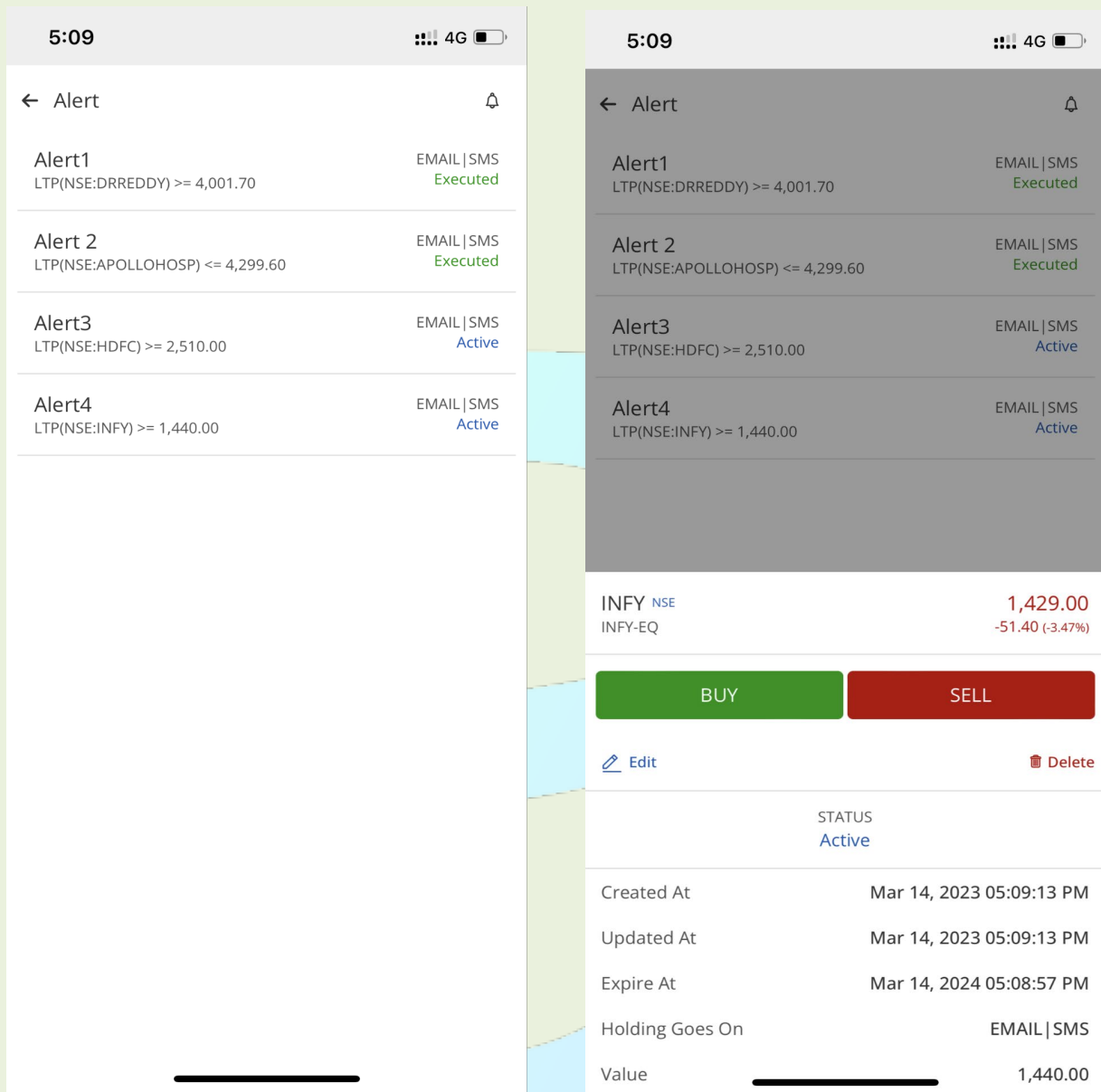


The image displays two sequential screenshots of a mobile application interface for creating a price alert. Both screenshots show the 'New Alert' screen with the following details:

- Time:** 5:05 (left) and 5:06 (right).
- Name:** Alert1 (44/50 characters).
- Property:** Last Traded Price.
- Of:** DRREDDY-EQ.
- Is:** Greater than or equal to.
- Value:** 4001.70 (0.00 % of LTP).
- Alert Goes On:** EMAIL SMS.

The bottom navigation bar in the left screenshot features a green button labeled 'CREATE ALERT'. In the right screenshot, the bar is split into a blue 'EDIT' button and a green 'CONFIRM' button.

Price Alerts can be created from the Watch List or Stock Search. User can choose Email or SMS or both to receive the Alert.



Alert List (Left Screenshot):

Alert Name	Condition	Notification	Status
Alert1	LTP(NSE:DRREDDY) >= 4,001.70	EMAIL SMS	Executed
Alert 2	LTP(NSE:APOLLOHOSP) <= 4,299.60	EMAIL SMS	Executed
Alert3	LTP(NSE:HDFC) >= 2,510.00	EMAIL SMS	Active
Alert4	LTP(NSE:INFY) >= 1,440.00	EMAIL SMS	Active

Alert Detail (Right Screenshot):

Alert4: LTP(NSE:INFY) >= 1,440.00

INFY ^{NSE} 1,429.00
 INFY-EQ -51.40 (-3.47%)

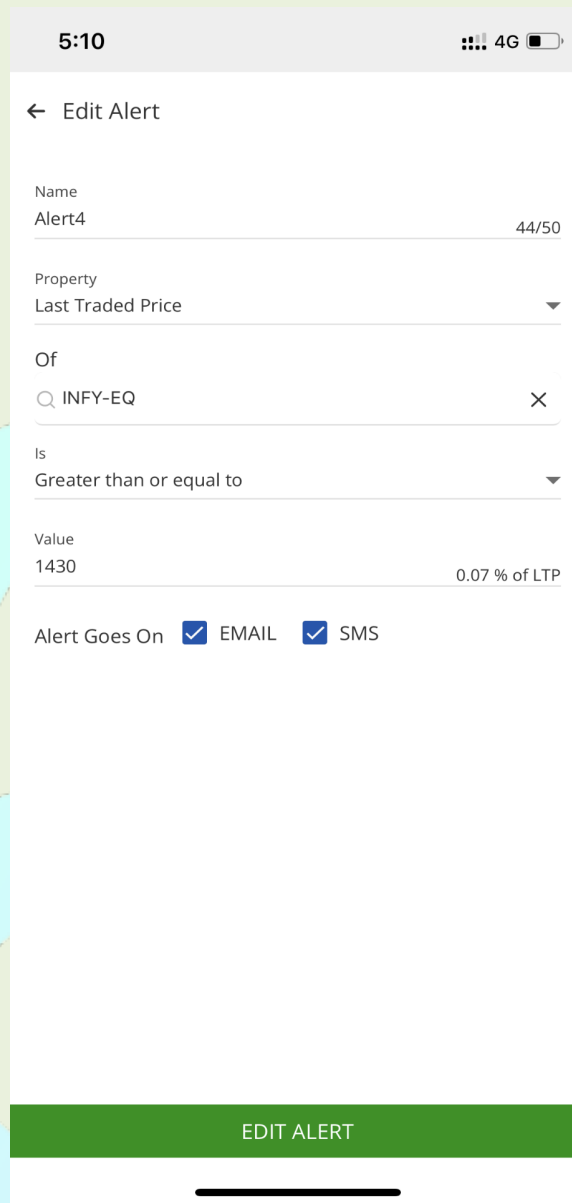
BUY SELL

Edit Delete

STATUS: Active

Created At: Mar 14, 2023 05:09:13 PM
 Updated At: Mar 14, 2023 05:09:13 PM
 Expire At: Mar 14, 2024 05:08:57 PM
 Holding Goes On: EMAIL | SMS
 Value: 1,440.00

User can view Price Alerts in the Alert Feature in the Mega Menu. Buy and Sell Orders can be placed from this Window.



5:10 4G

← Edit Alert

Name
Alert4 44/50

Property
Last Traded Price

Of
INFY-EQ

Is
Greater than or equal to

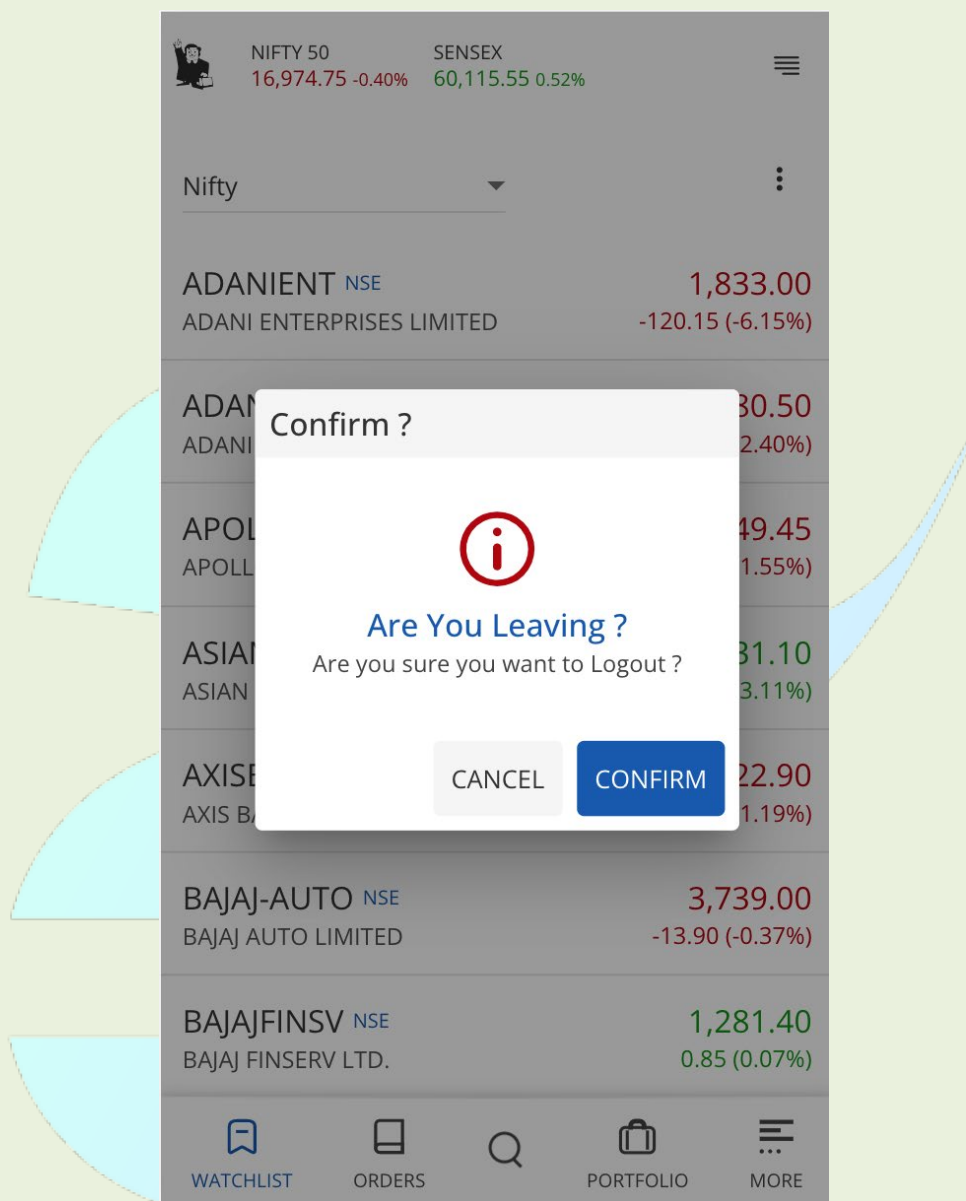
Value
1430 0.07 % of LTP

Alert Goes On EMAIL SMS

EDIT ALERT

User can edit Alerts if required.

15. Logout



This is the logout popup upon tapping the confirm button the user will be logged out from the application.